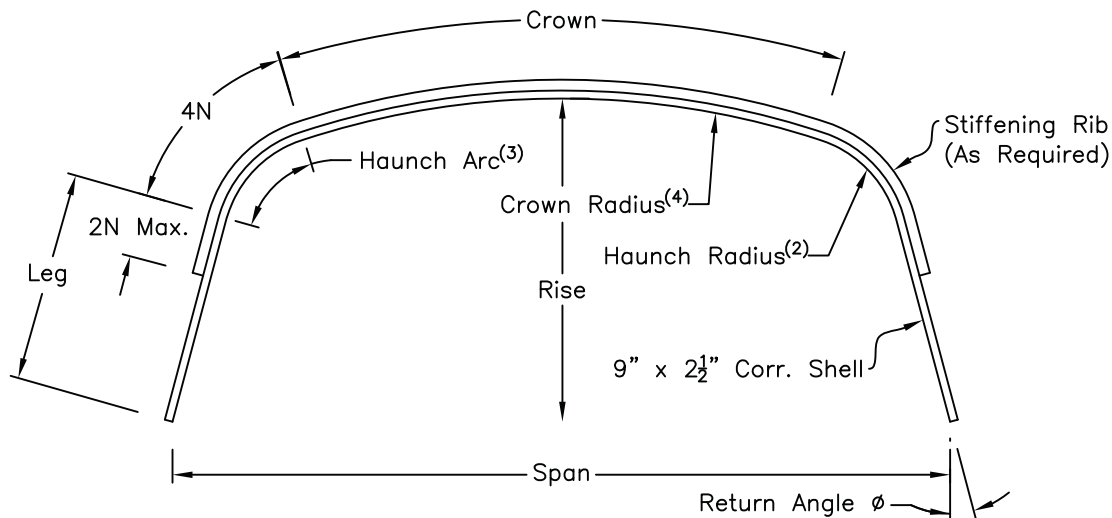
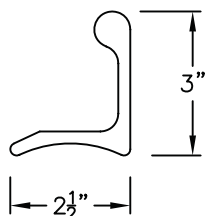


Structure No.	Span	Rise	Crown (N)	Leg (N)	ϕ
1	8'-9"	2'-6"	5	0.5	15.40
2	9'-2"	3'-3"	5	1.5	15.40
3	9'-7"	4'-1"	5	2.5	15.40
4	10'-0"	4'-10"	5	3.5	15.40
5	10'-6"	5'-7"	5	4.5	15.40
6	10'-11"	6'-4"	5	5.5	15.40
7	11'-4"	7'-2"	5	6.5	15.40
8	10'-2"	2'-8"	7	0.5	13.55
9	10'-7"	3'-5"	7	1.5	13.55
10	10'-11"	4'-3"	7	2.5	13.55
11	11'-4"	5'-0"	7	3.5	13.55
12	11'-8"	5'-9"	7	4.5	13.55
13	12'-1"	6'-7"	7	5.5	13.55
14	12'-5"	7'-4"	7	6.5	13.55
15	11'-7"	2'-10"	9	0.5	11.70
16	11'-11"	3'-7"	9	1.5	11.70
17	12'-3"	4'-5"	9	2.5	11.70
18	12'-7"	5'-2"	9	3.5	11.70
19	12'-11"	6'-0"	9	4.5	11.70
20	13'-3"	6'-9"	9	5.5	11.70
21	13'-0"	3'-0"	11	0.5	9.87
22	13'-4"	3'-10"	11	1.5	9.87
23	13'-7"	4'-7"	11	2.5	9.87
24	13'-10"	5'-5"	11	3.5	9.87
25	14'-1"	6'-2"	11	4.5	9.87
26	14'-5"	3'-3"	13	0.5	8.02
27	14'-8"	4'-1"	13	1.5	8.02
28	14'-10"	4'-10"	13	2.5	8.02
29	15'-1"	5'-8"	13	3.5	8.02
30	15'-4"	6'-5"	13	4.5	8.02
31	15'-6"	7'-3"	13	5.5	8.02
32	15'-9"	8'-0"	13	6.5	8.02
33	15'-10"	3'-6"	15	0.5	6.17
34	16'-0"	4'-3"	15	1.5	6.17
35	16'-2"	5'-1"	15	2.5	6.17
36	16'-4"	5'-11"	15	3.5	6.17
37	16'-6"	6'-8"	15	4.5	6.17
38	16'-8"	7'-6"	15	5.5	6.17
39	16'-10"	8'-3"	15	6.5	6.17
40	17'-9"	3'-10"	17	0.5	14.90
41	18'-2"	4'-7"	17	1.5	14.90
42	18'-7"	5'-4"	17	2.5	14.90
43	19'-0"	6'-1"	17	3.5	14.90
44	19'-5"	6'-11"	17	4.5	14.90
45	19'-10"	7'-8"	17	5.5	14.90
46	20'-3"	8'-5"	17	6.5	14.90
47	19'-1"	4'-2"	19	0.5	12.78
48	19'-5"	4'-11"	19	1.5	12.78
49	19'-9"	5'-8"	19	2.5	12.78
50	20'-1"	6'-6"	19	3.5	12.78
51	20'-6"	7'-3"	19	4.5	12.78
52	20'-10"	8'-1"	19	5.5	12.78
53	21'-2"	8'-10"	19	6.5	12.78
54	20'-4"	4'-6"	21	0.5	10.67
55	20'-7"	5'-3"	21	1.5	10.67
56	20'-11"	6'-1"	21	2.5	10.67
57	21'-3"	6'-10"	21	3.5	10.67
58	21'-6"	7'-8"	21	4.5	10.67
59	21'-10"	8'-5"	21	5.5	10.67
60	22'-1"	9'-3"	21	6.5	10.67
61	21'-7"	4'-11"	23	0.5	8.53
62	21'-10"	5'-8"	23	1.5	8.53
63	22'-1"	6'-6"	23	2.5	8.53
64	22'-3"	7'-3"	23	3.5	8.53
65	22'-6"	8'-1"	23	4.5	8.53
66	22'-9"	8'-10"	23	5.5	8.53
67	23'-0"	9'-8"	23	6.5	8.53
68	22'-9"	5'-4"	25	0.5	6.42
69	23'-0"	6'-1"	25	1.5	6.42
70	23'-2"	6'-11"	25	2.5	6.42
71	23'-4"	7'-8"	25	3.5	6.42
72	23'-6"	8'-6"	25	4.5	6.42
73	23'-8"	9'-3"	25	5.5	6.42
74	23'-10"	10'-1"	25	6.5	6.42
75	24'-0"	5'-9"	27	0.5	4.30
76	24'-1"	6'-6"	27	1.5	4.30
77	24'-3"	7'-4"	27	2.5	4.30
78	24'-4"	8'-2"	27	3.5	4.30
79	24'-5"	8'-11"	27	4.5	4.30
80	24'-7"	9'-9"	27	5.5	4.30
81	24'-8"	10'-6"	27	6.5	4.30
82	25'-2"	6'-2"	29	0.5	2.18
83	25'-2"	7'-0"	29	1.5	2.18
84	25'-3"	7'-9"	29	2.5	2.18
85	25'-4"	8'-7"	29	3.5	2.18
86	25'-4"	9'-5"	29	4.5	2.18
87	25'-5"	10'-2"	29	5.5	2.18

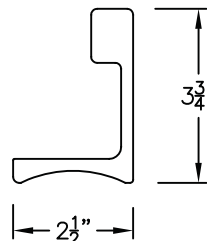


BOX CULVERT CROSS SECTION



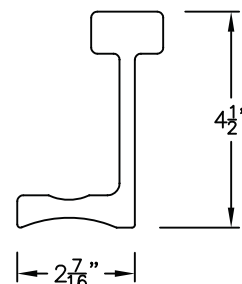
Type II Rib (6061-T6 Alloy)

Tensile Strength $F_u = 38$ ksi
 Yield Strength $F_y = 35$ ksi
 X-Sectional Area $A = 1.75$ in²
 Moment of Inertia $I = 1.75$ in⁴



Type IV Rib (6061-T6 Alloy)

Tensile Strength $F_u = 38$ ksi
 Yield Strength $F_y = 35$ ksi
 X-Sectional Area $A = 2.37$ in²
 Moment of Inertia $I = 3.81$ in⁴



Type VI Rib (6061-T6 Alloy)

Tensile Strength $F_u = 38$ ksi
 Yield Strength $F_y = 35$ ksi
 X-Sectional Area $A = 3.58$ in²
 Moment of Inertia $I = 9.73$ in⁴

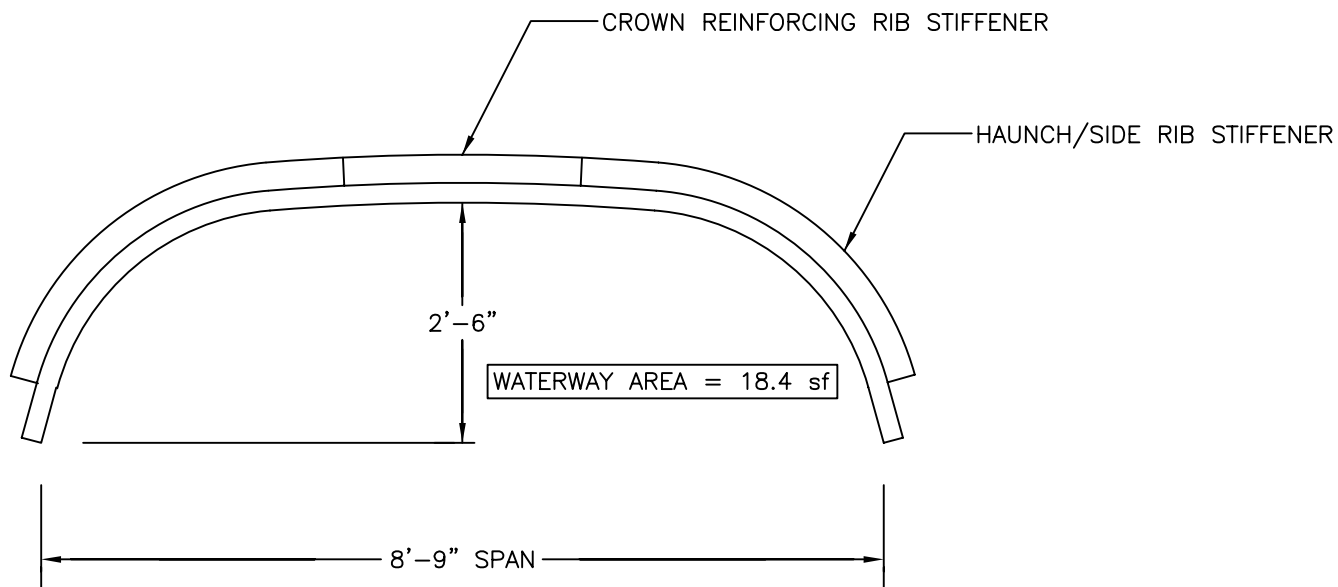

- (1) $N = 9.62$ " (Lateral bolt hole spacing)
- (2) Haunch radius is $30\frac{3}{4}$ " for structures 1-39 and $37\frac{3}{8}$ " for structures 40-87.
- (3) Haunch arc is 70° for structures 1-39 and 57° for structures 40-87.
- (4) Shell crown radius is $297\frac{1}{2}$ " for structures 1-39 and $258\frac{3}{4}$ " for structures 40-87.

Page Number:	1 OF 1
Date Drawn:	6/16/11
Drawn By:	JDS

LANE ENTERPRISES, INC

Aluminum Structural Plate
Box Culvert Detail





LANE ENTERPRISES, INC.

ALUMINUM STRUCTURAL PLATE

BOX CULVERT DETAIL

8'-9" x 2'-6"

Drawing Number: BC-A-8.75

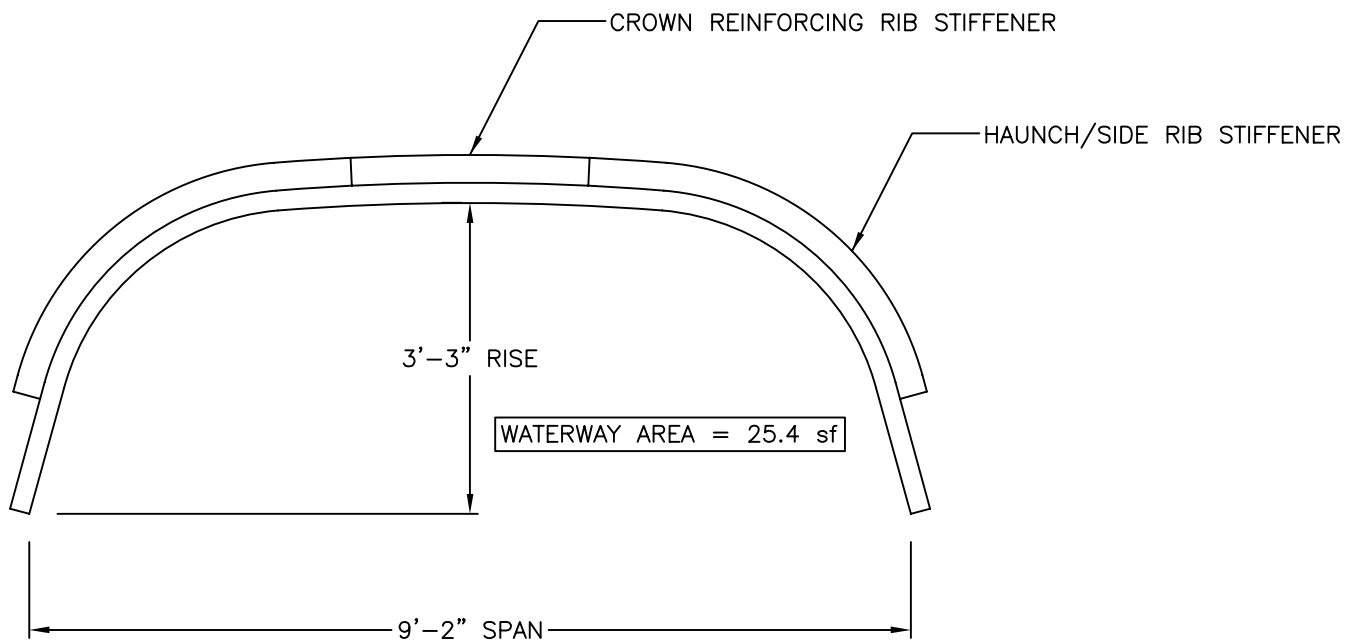

Page Number: 1 OF 1

Date Drawn: 1-8-09

Drawn By: "BBK"

NOTES:

1. DIMENSIONS ARE SHOWN TO THE INSIDE OF THE CORRUGATION CRESTS.
2. DIMENSIONS ARE SUBJECT TO MANUFACTURING TOLERANCES.
3. PLATE LAYOUT WILL BE DETERMINED BY MANUFACTURER.
4. ALL REINFORCING PER MANUFACTURERS REQUIREMENTS.



LANE ENTERPRISES, INC.

ALUMINUM STRUCTURAL PLATE

BOX CULVERT DETAIL

9'-2" x 3'-3"

Drawing Number: BC-A-9.17

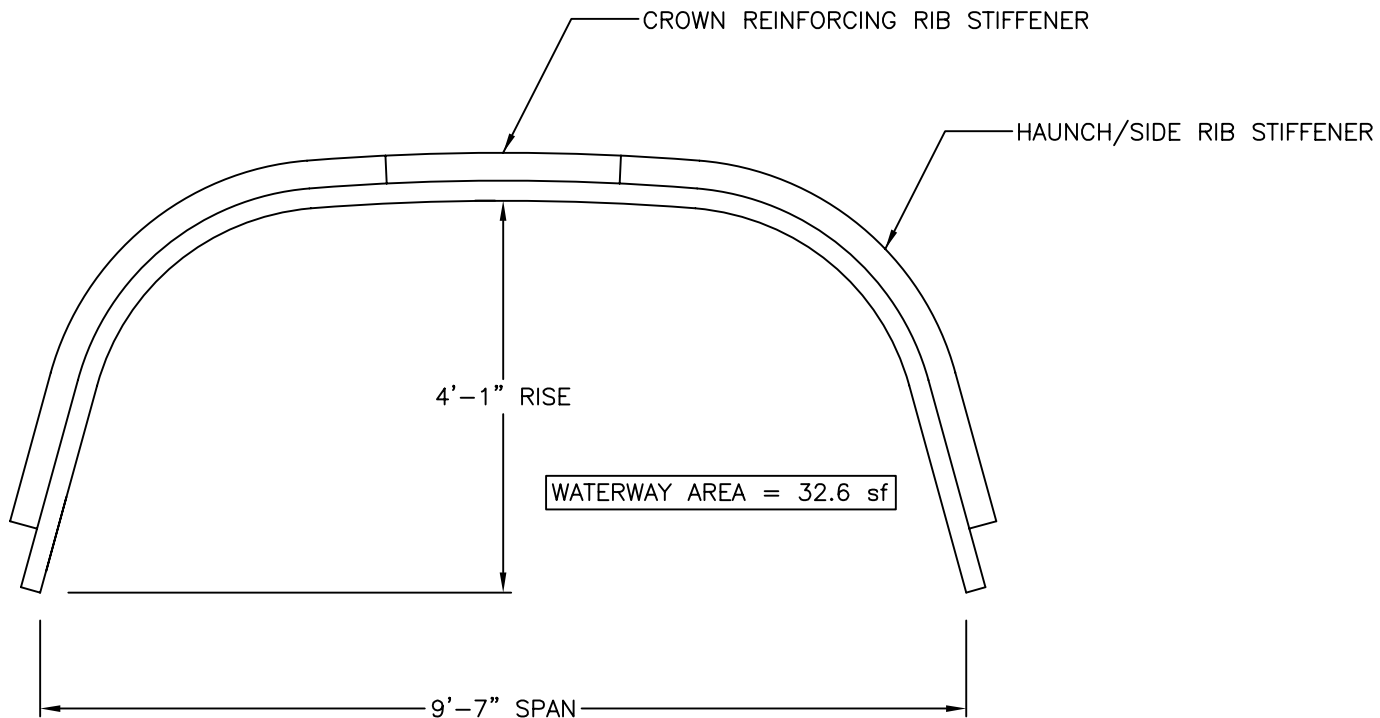
Page Number: 1 OF 1

Date Drawn: 1-12-09

Drawn By: "BBK"

NOTES:

1. DIMENSIONS ARE SHOWN TO THE INSIDE OF THE CORRUGATION CRESTS.
2. DIMENSIONS ARE SUBJECT TO MANUFACTURING TOLERANCES.
3. PLATE LAYOUT WILL BE DETERMINED BY MANUFACTURER.
4. ALL REINFORCING PER MANUFACTURERS REQUIREMENTS.



LANE ENTERPRISES, INC.

ALUMINUM STRUCTURAL PLATE

BOX CULVERT DETAIL

9'-7" x 4'-1"

Drawing Number: BC-A-9.58

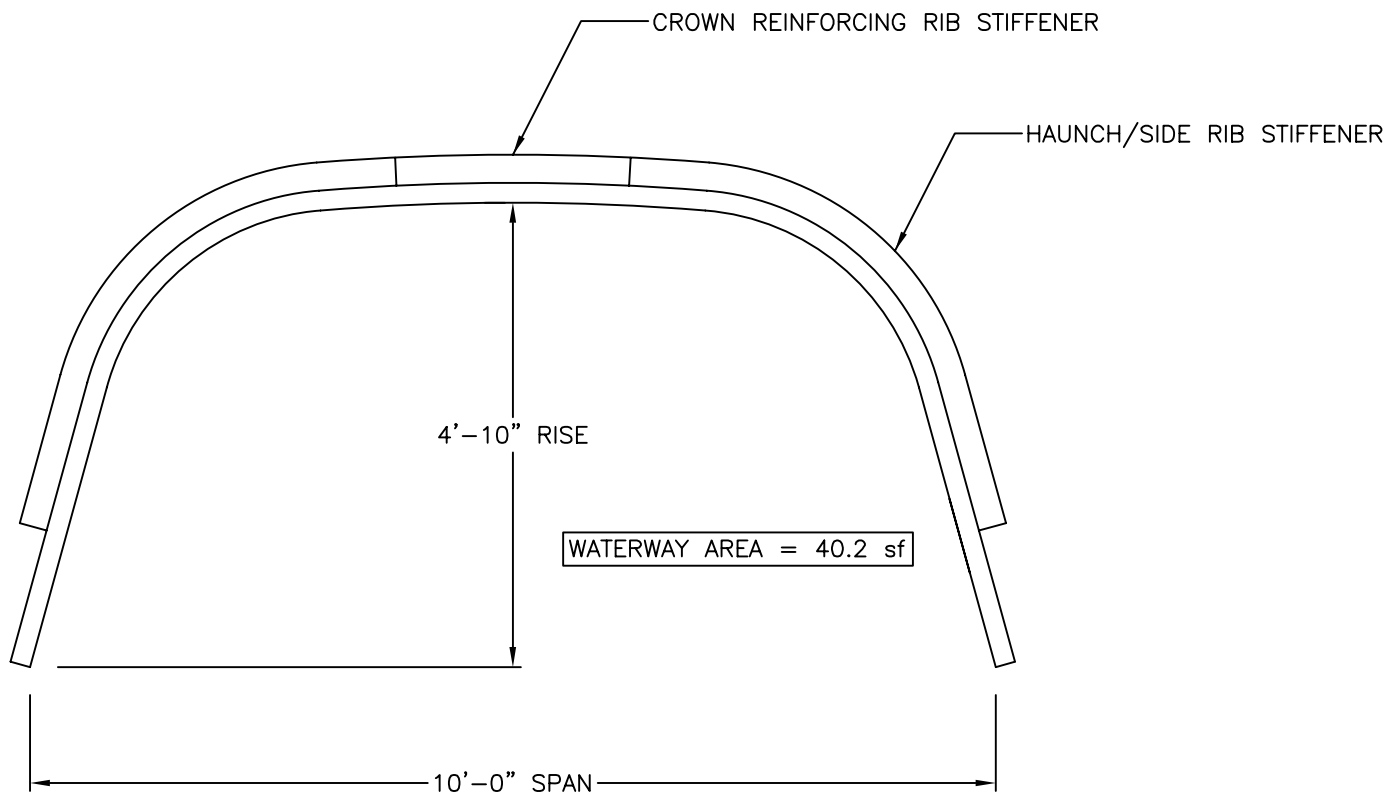

Page Number: 1 OF 1

Date Drawn: 1-12-09

Drawn By: "BBK"

NOTES:

1. DIMENSIONS ARE SHOWN TO THE INSIDE OF THE CORRUGATION CRESTS.
2. DIMENSIONS ARE SUBJECT TO MANUFACTURING TOLERANCES.
3. PLATE LAYOUT WILL BE DETERMINED BY MANUFACTURER.
4. ALL REINFORCING PER MANUFACTURERS REQUIREMENTS.



LANE ENTERPRISES, INC.

ALUMINUM STRUCTURAL PLATE

BOX CULVERT DETAIL

10'-0" x 4'-10"

Drawing Number: BC-A-10.0

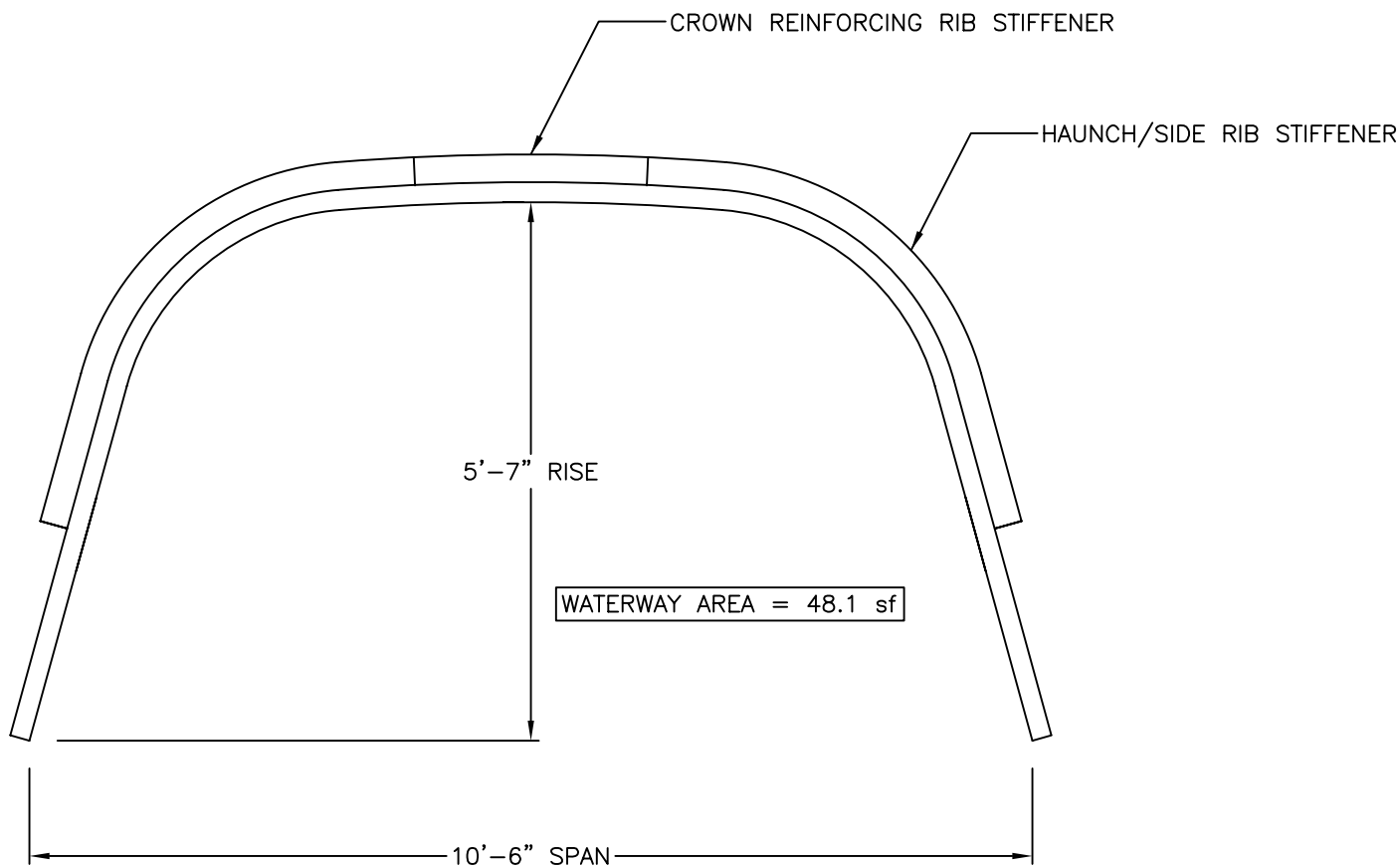

Page Number: 1 OF 1

Date Drawn: 1-12-09

Drawn By: "BBK"

NOTES:

1. DIMENSIONS ARE SHOWN TO THE INSIDE OF THE CORRUGATION CRESTS.
2. DIMENSIONS ARE SUBJECT TO MANUFACTURING TOLERANCES.
3. PLATE LAYOUT WILL BE DETERMINED BY MANUFACTURER.
4. ALL REINFORCING PER MANUFACTURERS REQUIREMENTS.



LANE ENTERPRISES, INC.

ALUMINUM STRUCTURAL PLATE

BOX CULVERT DETAIL

10'-6" x 5'-7"

Drawing Number: BC-A-10.5

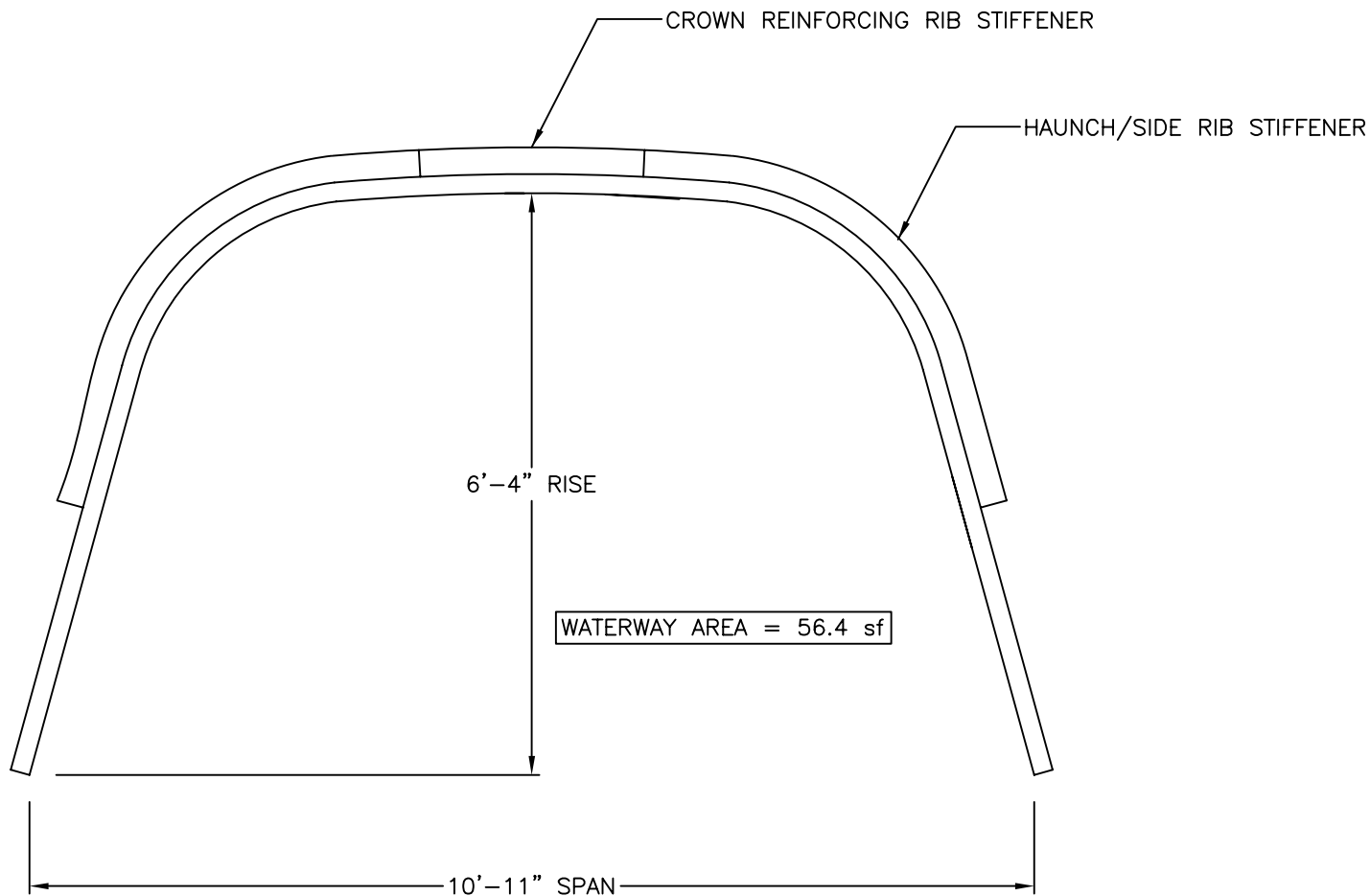
Page Number: 1 OF 1

Date Drawn: 1-12-09

Drawn By: "BBK"

NOTES:

1. DIMENSIONS ARE SHOWN TO THE INSIDE OF THE CORRUGATION CRESTS.
2. DIMENSIONS ARE SUBJECT TO MANUFACTURING TOLERANCES.
3. PLATE LAYOUT WILL BE DETERMINED BY MANUFACTURER.
4. ALL REINFORCING PER MANUFACTURERS REQUIREMENTS.



LANE ENTERPRISES, INC.

ALUMINUM STRUCTURAL PLATE

BOX CULVERT DETAIL

10'-11" x 6'-4"

Drawing Number: BC-A-10.92-1


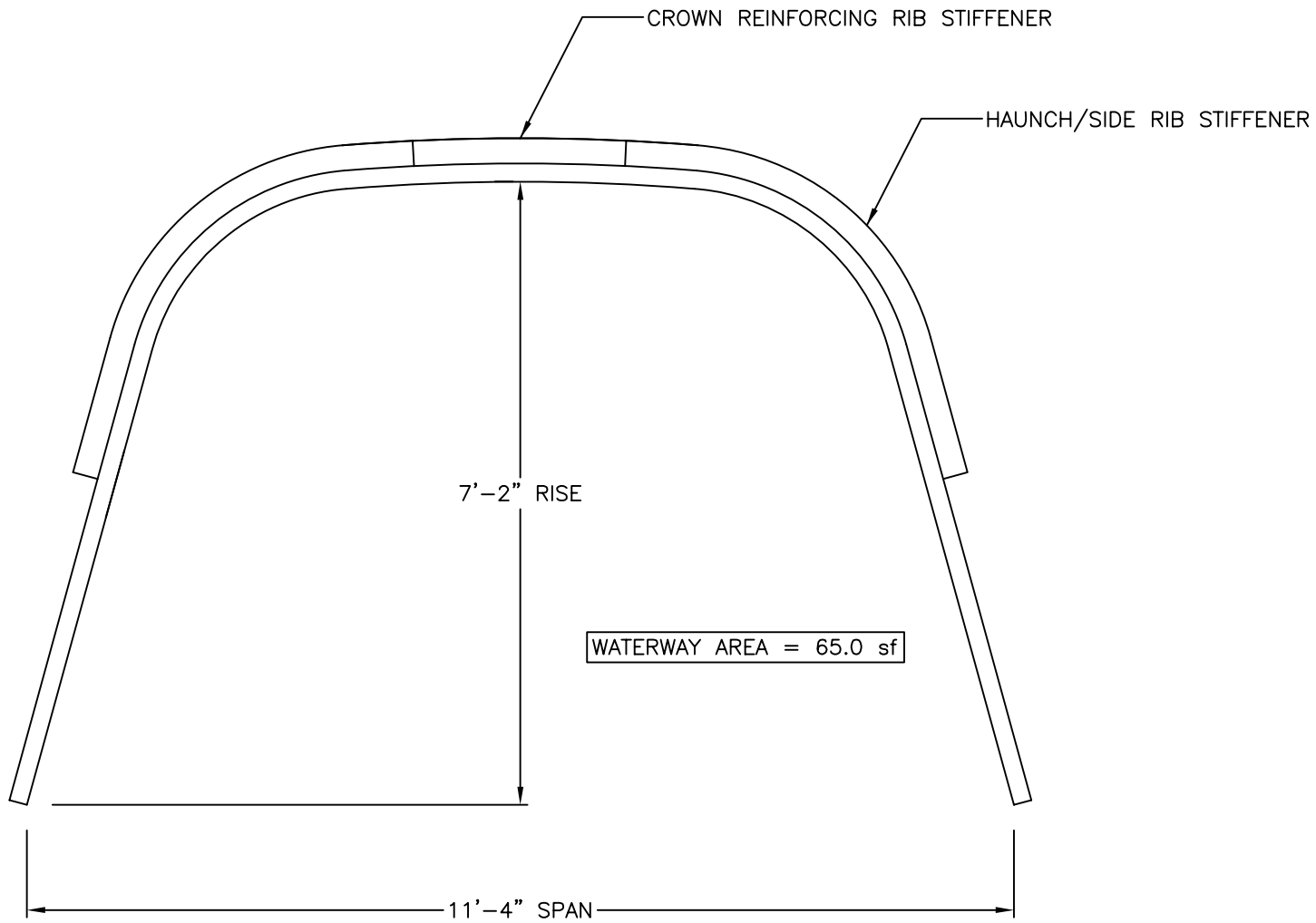
Page Number: 1 OF 1

Date Drawn: 1-13-09

Drawn By: "BBK"

NOTES:

1. DIMENSIONS ARE SHOWN TO THE INSIDE OF THE CORRUGATION CRESTS.
2. DIMENSIONS ARE SUBJECT TO MANUFACTURING TOLERANCES.
3. PLATE LAYOUT WILL BE DETERMINED BY MANUFACTURER.
4. ALL REINFORCING PER MANUFACTURERS REQUIREMENTS.



LANE ENTERPRISES, INC.

ALUMINUM STRUCTURAL PLATE

BOX CULVERT DETAIL

11'-4" x 7'-2"

BC-A-11.33-1

1 OF 1

1-13-09

"BBK"

Drawing Number:

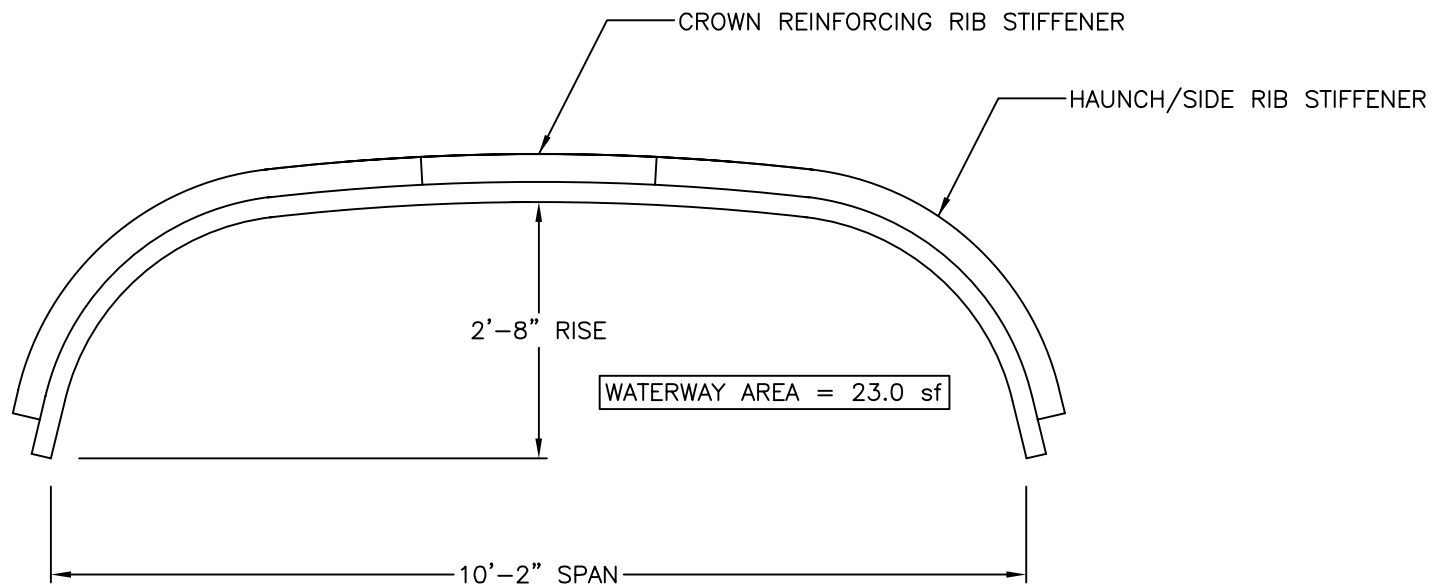

Page Number:

Date Drawn:

Drawn By:

NOTES:

1. DIMENSIONS ARE SHOWN TO THE INSIDE OF THE CORRUGATION CRESTS.
2. DIMENSIONS ARE SUBJECT TO MANUFACTURING TOLERANCES.
3. PLATE LAYOUT WILL BE DETERMINED BY MANUFACTURER.
4. ALL REINFORCING PER MANUFACTURERS REQUIREMENTS.



LANE ENTERPRISES, INC.

ALUMINUM STRUCTURAL PLATE

BOX CULVERT DETAIL

10'-2" x 2'-8"

BC-A-10.17

1 OF 1

1-13-09

"BBK"

Drawing Number:

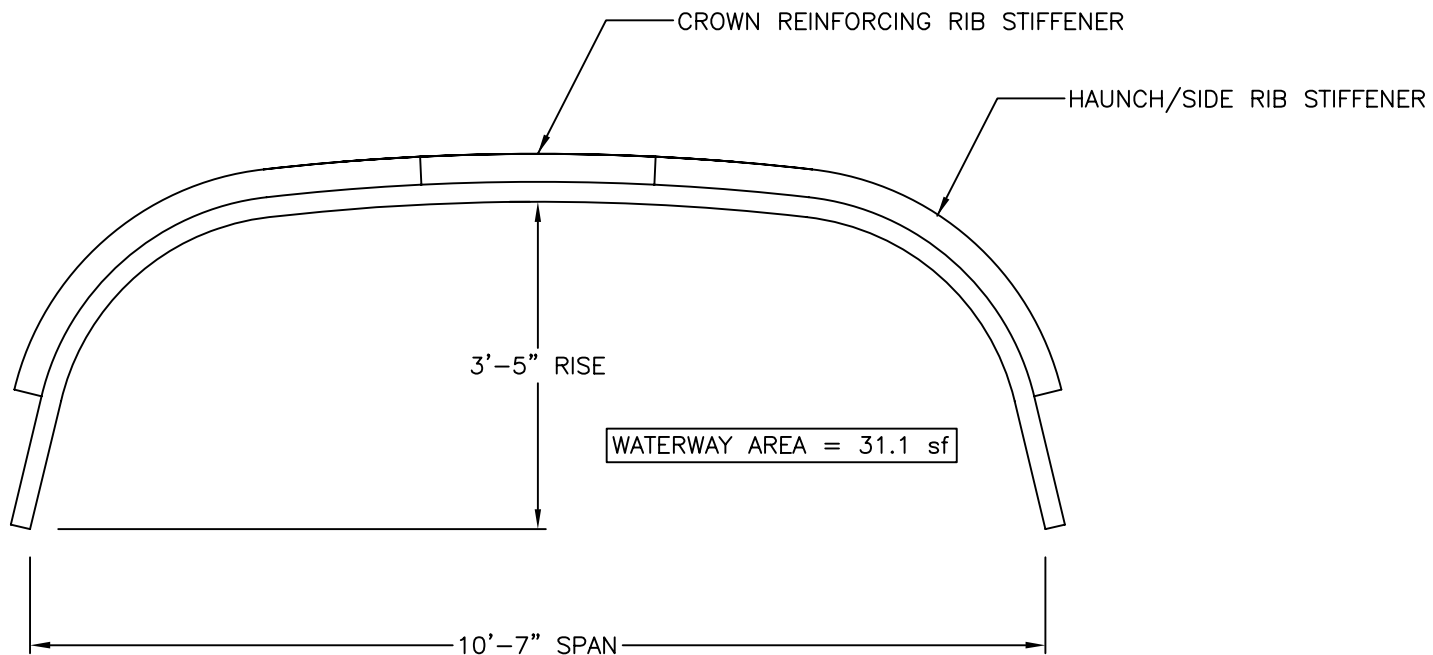

Page Number:

Date Drawn:

Drawn By:

NOTES:

1. DIMENSIONS ARE SHOWN TO THE INSIDE OF THE CORRUGATION CRESTS.
2. DIMENSIONS ARE SUBJECT TO MANUFACTURING TOLERANCES.
3. PLATE LAYOUT WILL BE DETERMINED BY MANUFACTURER.
4. ALL REINFORCING PER MANUFACTURERS REQUIREMENTS.



LANE ENTERPRISES, INC.

ALUMINUM STRUCTURAL PLATE

BOX CULVERT DETAIL

10'-7" x 3'-5"

Drawing Number: BC-A-10.58

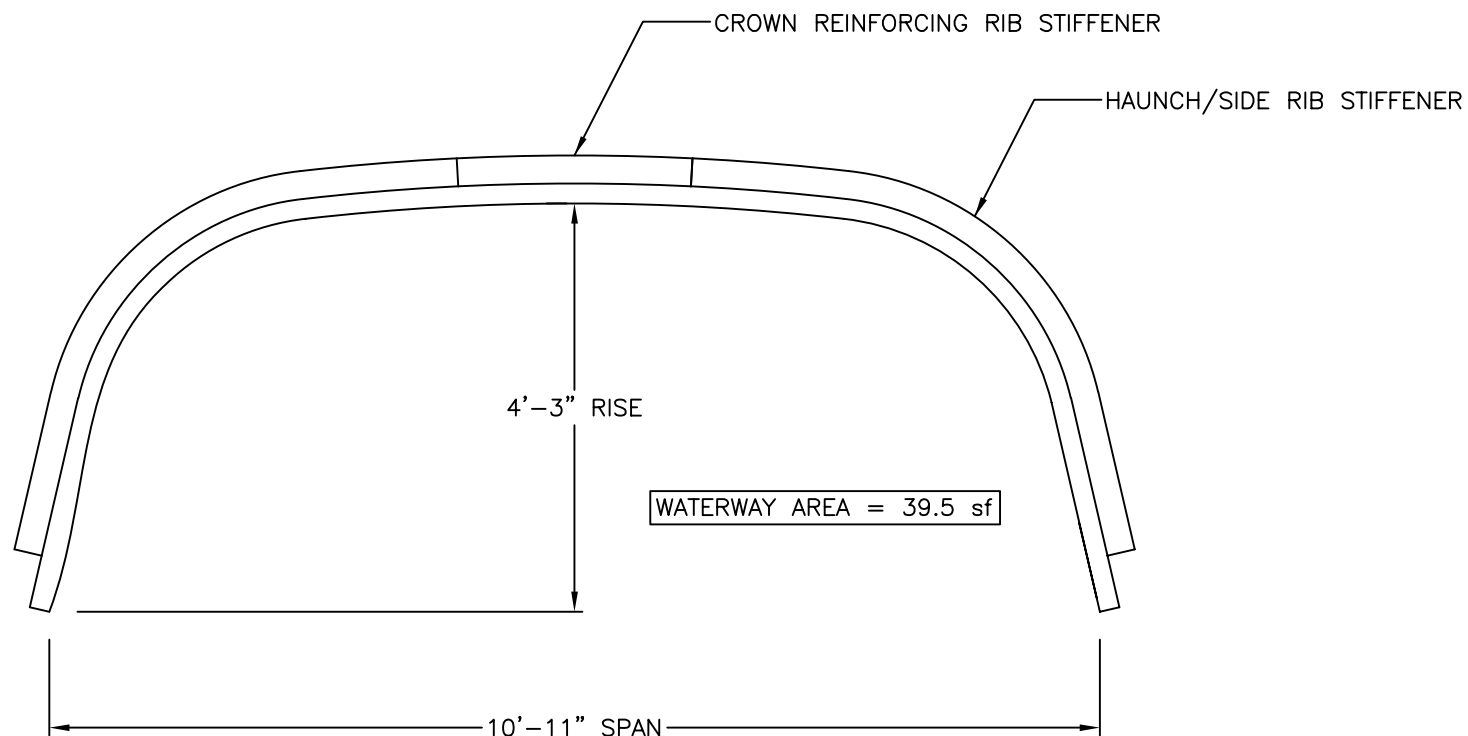

Page Number: 1 OF 1

Date Drawn: 1-13-09

Drawn By: "BBK"

NOTES:

1. DIMENSIONS ARE SHOWN TO THE INSIDE OF THE CORRUGATION CRESTS.
2. DIMENSIONS ARE SUBJECT TO MANUFACTURING TOLERANCES.
3. PLATE LAYOUT WILL BE DETERMINED BY MANUFACTURER.
4. ALL REINFORCING PER MANUFACTURERS REQUIREMENTS.



LANE ENTERPRISES, INC.

ALUMINUM STRUCTURAL PLATE

BOX CULVERT DETAIL

10'-11" x 4'-3"

Drawing Number: BC-A-10.92-2

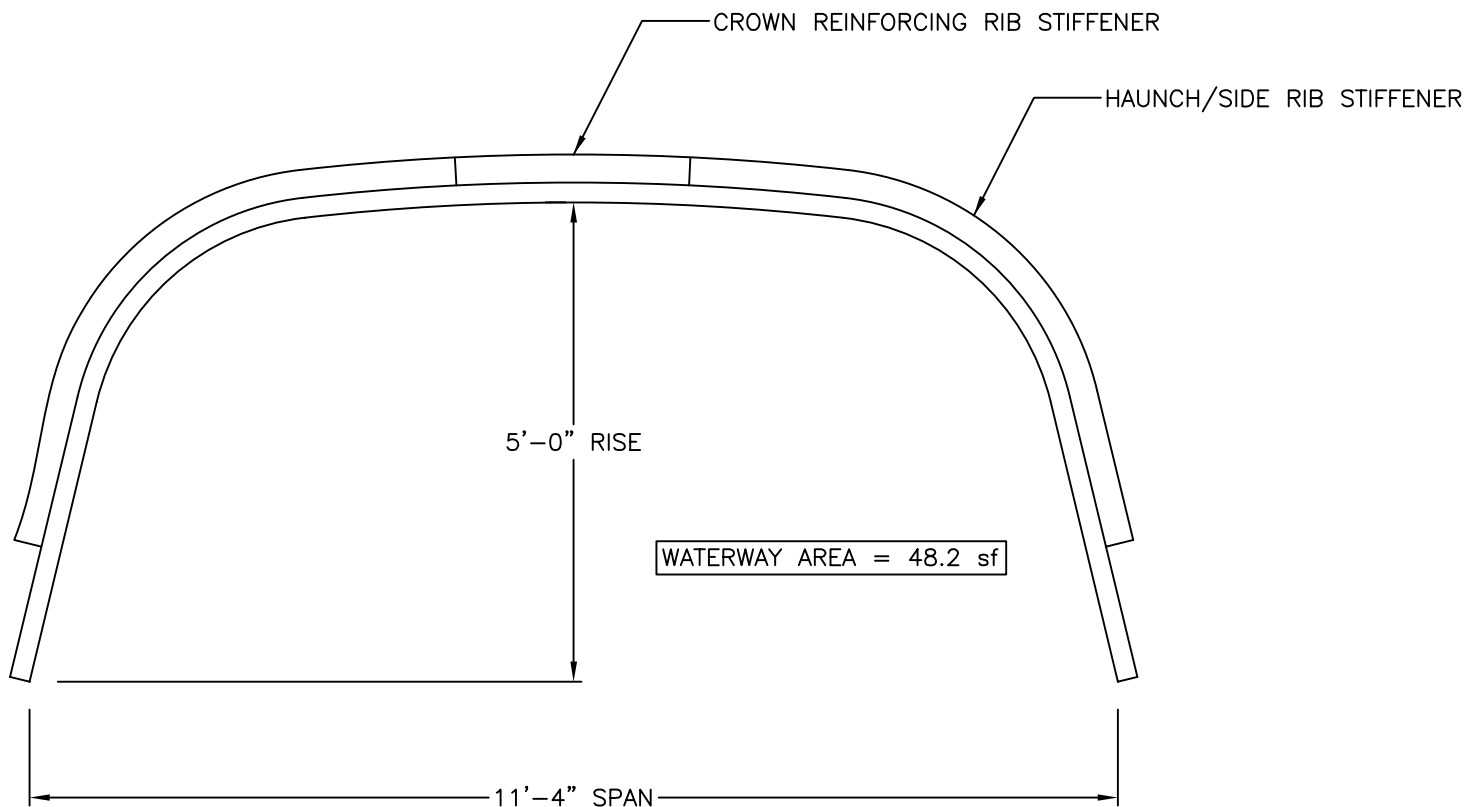
Page Number: 1 OF 1

Date Drawn: 1-13-09

Drawn By: "BBK"

NOTES:

1. DIMENSIONS ARE SHOWN TO THE INSIDE OF THE CORRUGATION CRESTS.
2. DIMENSIONS ARE SUBJECT TO MANUFACTURING TOLERANCES.
3. PLATE LAYOUT WILL BE DETERMINED BY MANUFACTURER.
4. ALL REINFORCING PER MANUFACTURERS REQUIREMENTS.



LANE ENTERPRISES, INC.

ALUMINUM STRUCTURAL PLATE

BOX CULVERT DETAIL

11'-4" x 5'-0"

Drawing Number: BC-A-11.33-2


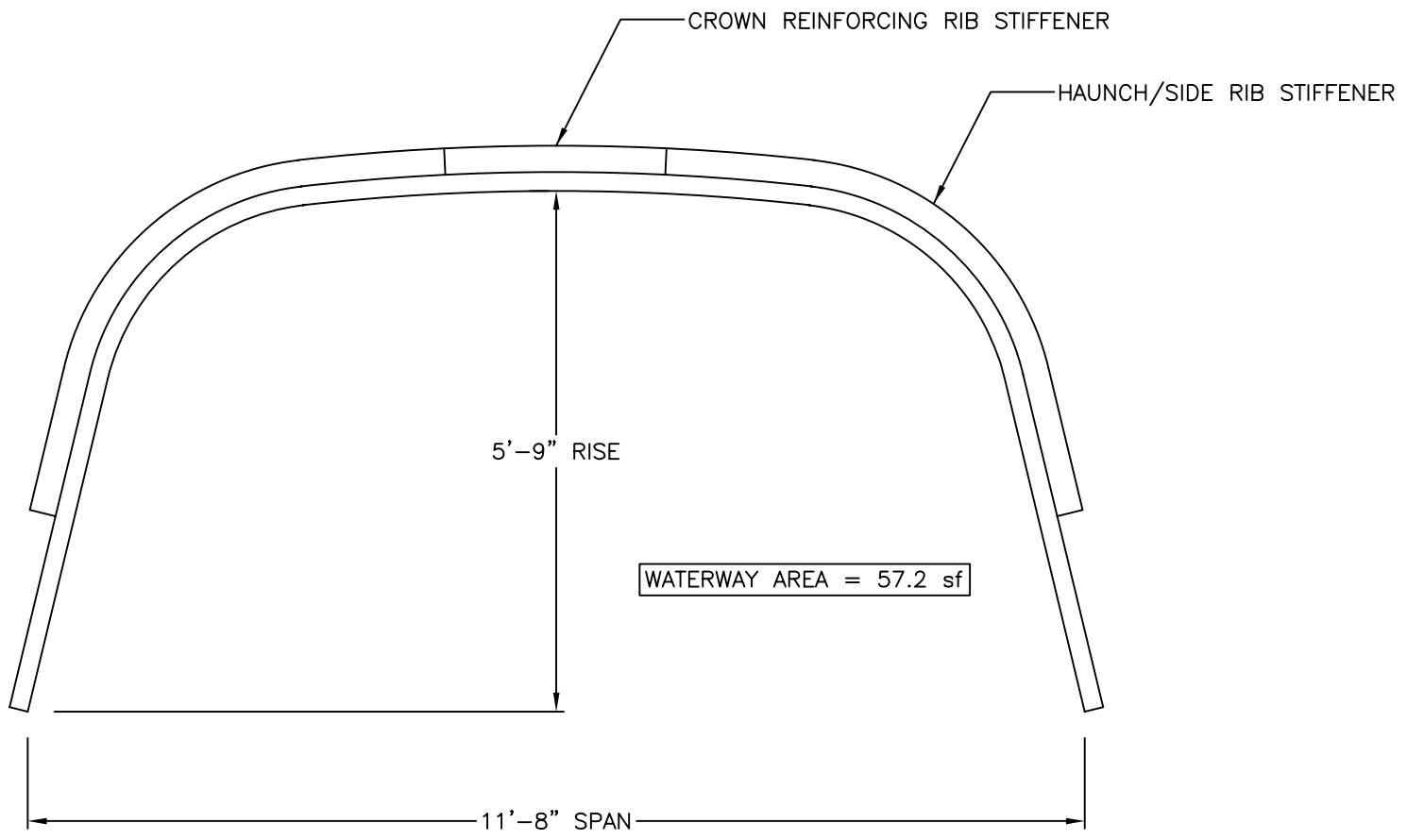
Page Number: 1 OF 1

Date Drawn: 1-13-09

Drawn By: "BBK"

NOTES:

1. DIMENSIONS ARE SHOWN TO THE INSIDE OF THE CORRUGATION CRESTS.
2. DIMENSIONS ARE SUBJECT TO MANUFACTURING TOLERANCES.
3. PLATE LAYOUT WILL BE DETERMINED BY MANUFACTURER.
4. ALL REINFORCING PER MANUFACTURERS REQUIREMENTS.



LANE ENTERPRISES, INC.

ALUMINUM STRUCTURAL PLATE

BOX CULVERT DETAIL

11'-8" x 5'-9"

BC-A-11.67

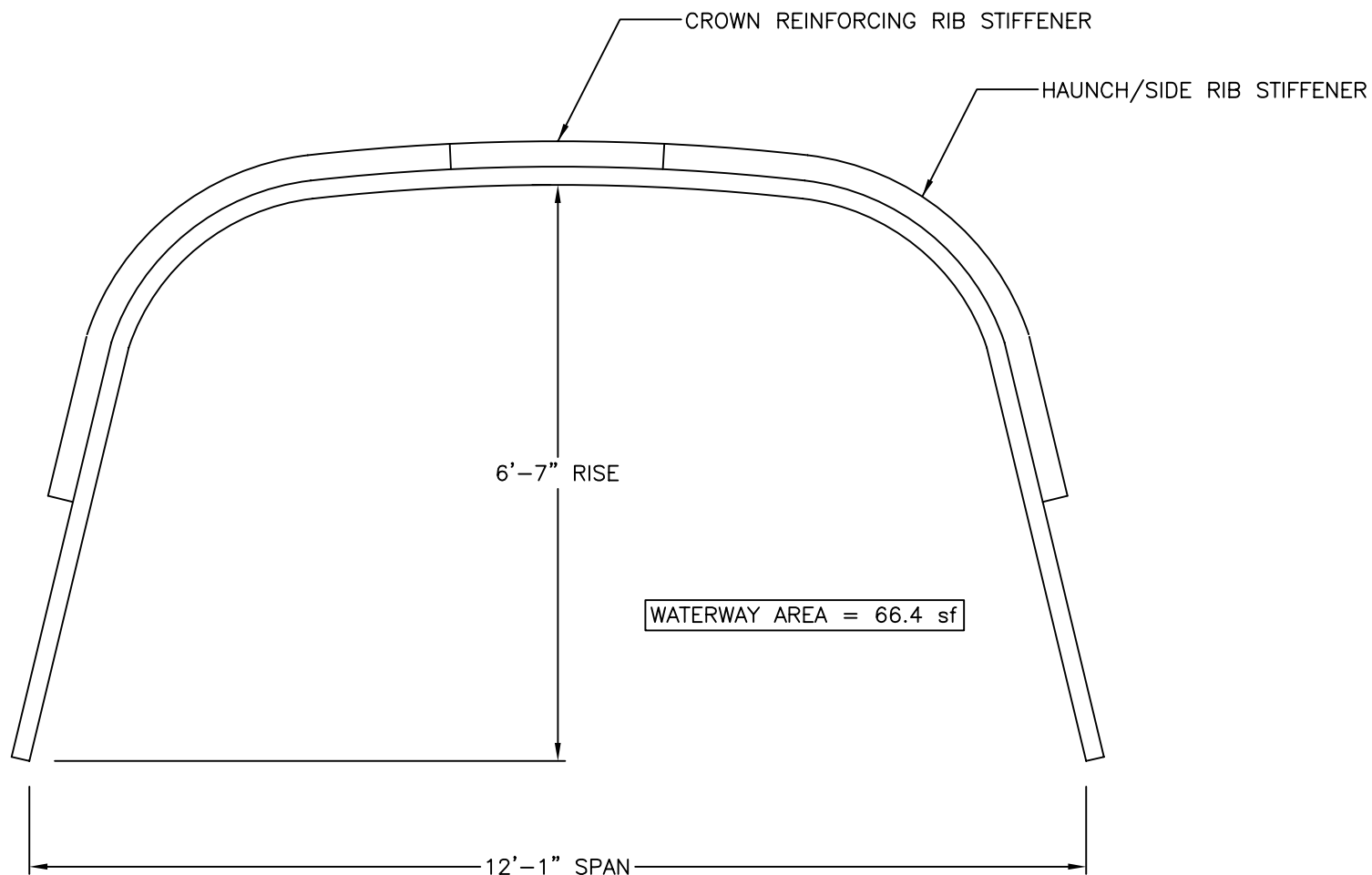

1 OF 1

1-13-09

"BBK"

NOTES:

1. DIMENSIONS ARE SHOWN TO THE INSIDE OF THE CORRUGATION CRESTS.
2. DIMENSIONS ARE SUBJECT TO MANUFACTURING TOLERANCES.
3. PLATE LAYOUT WILL BE DETERMINED BY MANUFACTURER.
4. ALL REINFORCING PER MANUFACTURERS REQUIREMENTS.



LANE ENTERPRISES, INC.

ALUMINUM STRUCTURAL PLATE

BOX CULVERT DETAIL

12'-1" x 6'-7"

Drawing Number: BC-A-12.08


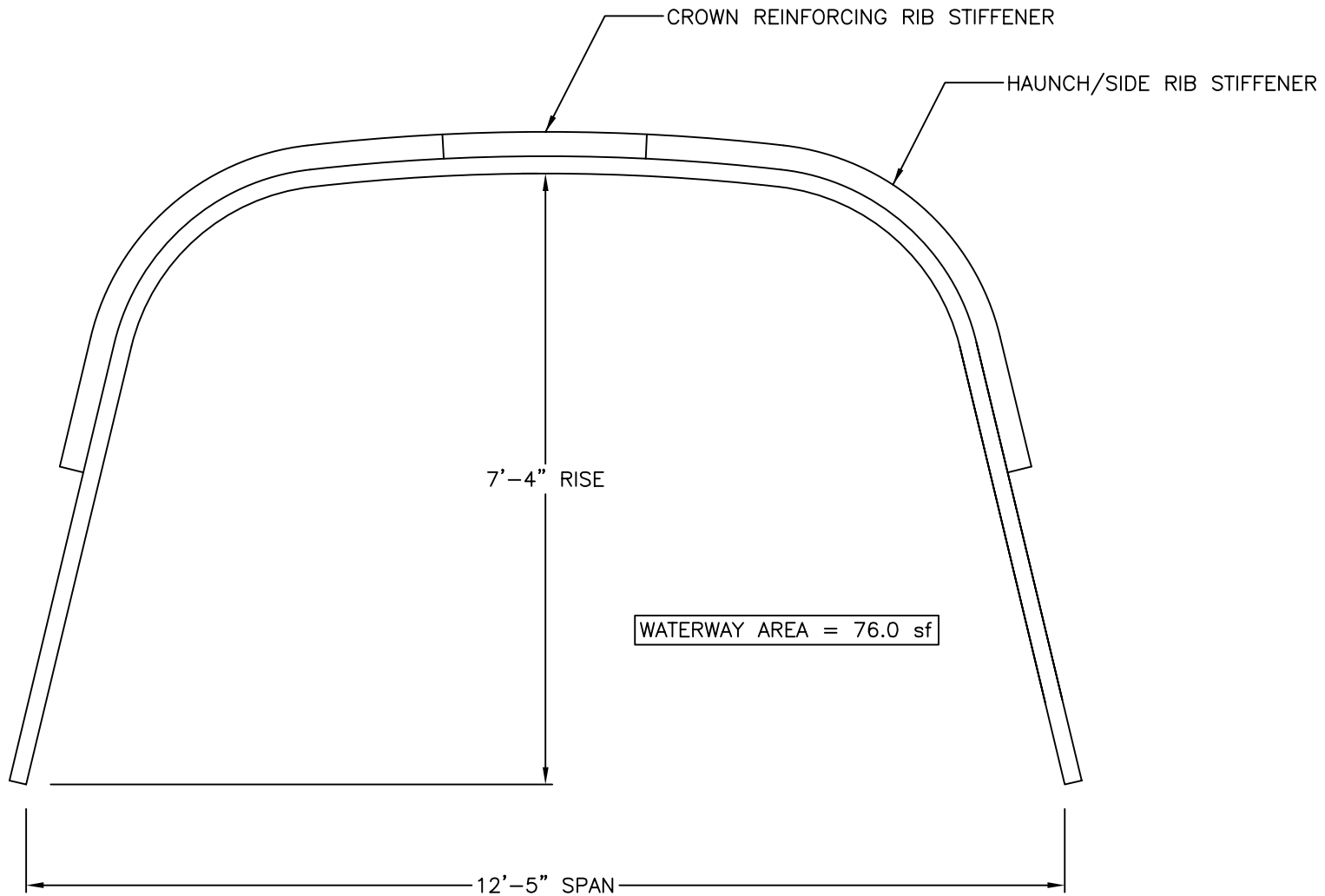
Page Number: 1 OF 1

Date Drawn: 1-13-09

Drawn By: "BBK"

NOTES:

1. DIMENSIONS ARE SHOWN TO THE INSIDE OF THE CORRUGATION CRESTS.
2. DIMENSIONS ARE SUBJECT TO MANUFACTURING TOLERANCES.
3. PLATE LAYOUT WILL BE DETERMINED BY MANUFACTURER.
4. ALL REINFORCING PER MANUFACTURERS REQUIREMENTS.



LANE ENTERPRISES, INC.

ALUMINUM STRUCTURAL PLATE

BOX CULVERT DETAIL

12'-5" x 7'-4"

Drawing Number: BC-A-12.42

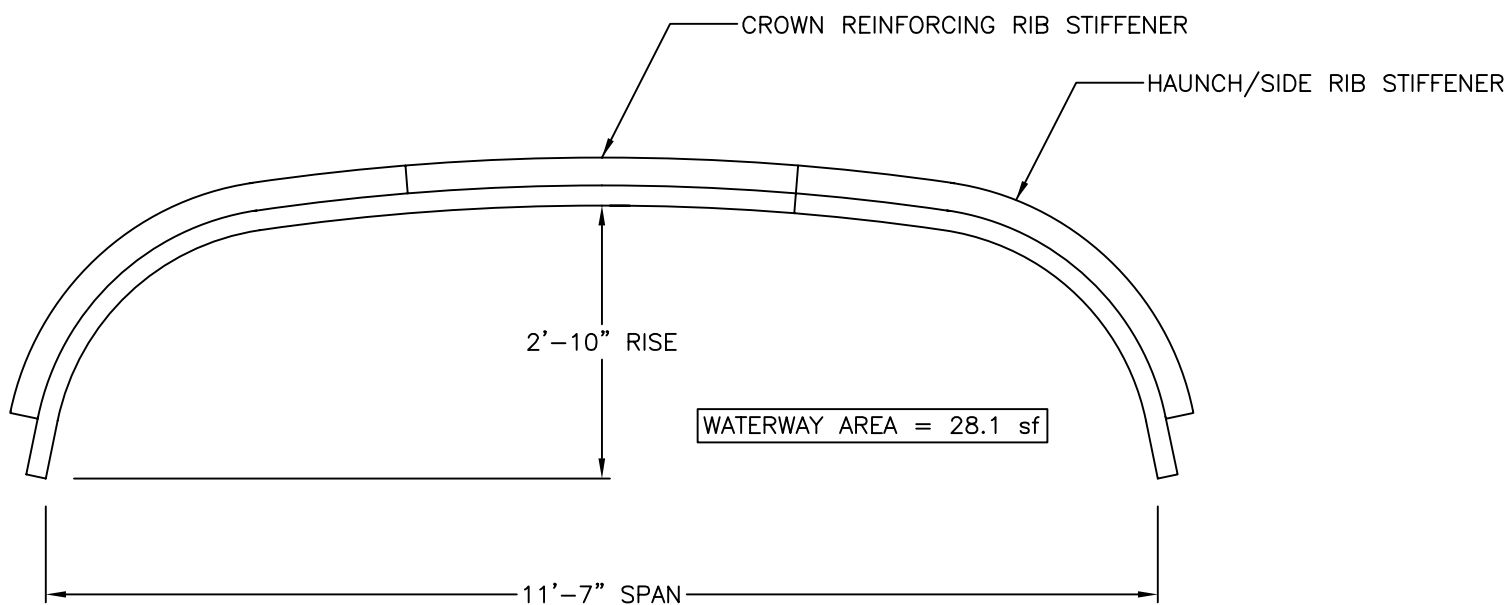

Page Number: 1 OF 1

Date Drawn: 1-13-09

Drawn By: "BBK"

NOTES:

1. DIMENSIONS ARE SHOWN TO THE INSIDE OF THE CORRUGATION CRESTS.
2. DIMENSIONS ARE SUBJECT TO MANUFACTURING TOLERANCES.
3. PLATE LAYOUT WILL BE DETERMINED BY MANUFACTURER.
4. ALL REINFORCING PER MANUFACTURERS REQUIREMENTS.



LANE ENTERPRISES, INC.

ALUMINUM STRUCTURAL PLATE

BOX CULVERT DETAIL

11'-7" x 2'-10"

Drawing Number: BC-A-11.58

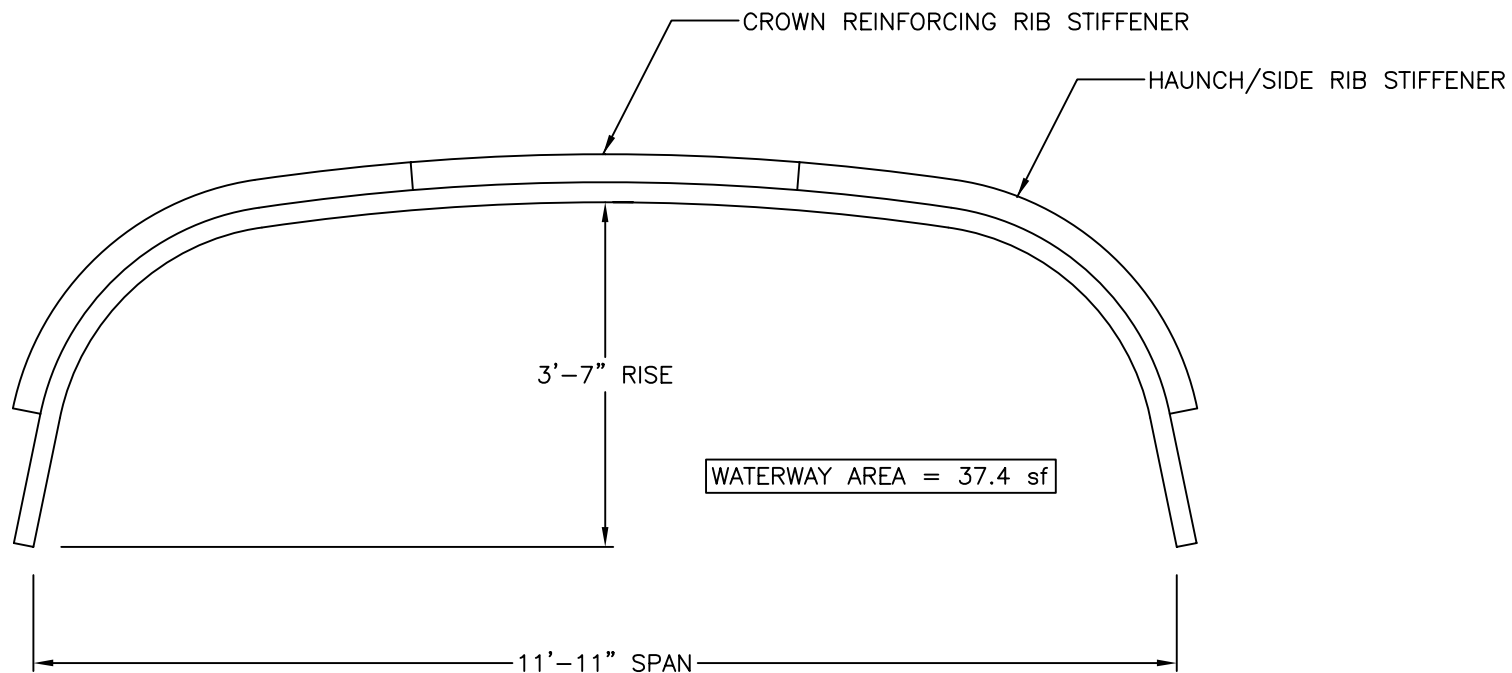

Page Number: 1 OF 1

Date Drawn: 1-14-09

Drawn By: "BBK"

NOTES:

1. DIMENSIONS ARE SHOWN TO THE INSIDE OF THE CORRUGATION CRESTS.
2. DIMENSIONS ARE SUBJECT TO MANUFACTURING TOLERANCES.
3. PLATE LAYOUT WILL BE DETERMINED BY MANUFACTURER.
4. ALL REINFORCING PER MANUFACTURERS REQUIREMENTS.



LANE ENTERPRISES, INC.

ALUMINUM STRUCTURAL PLATE

BOX CULVERT DETAIL

11'-11" x 3'-7"

Drawing Number: BC-A-11.92

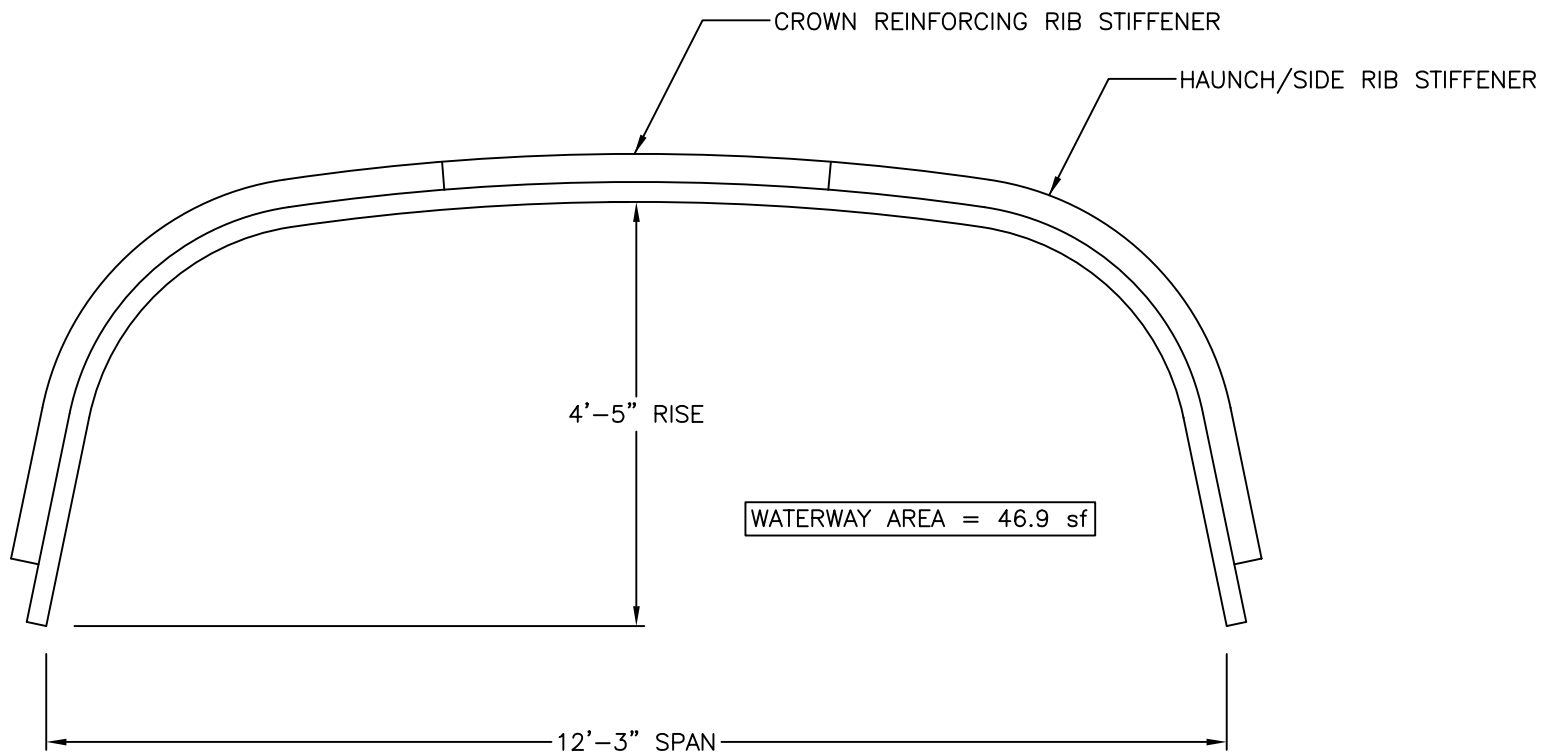

Page Number: 1 OF 1

Date Drawn: 1-14-09

Drawn By: "BBK"

NOTES:

1. DIMENSIONS ARE SHOWN TO THE INSIDE OF THE CORRUGATION CRESTS.
2. DIMENSIONS ARE SUBJECT TO MANUFACTURING TOLERANCES.
3. PLATE LAYOUT WILL BE DETERMINED BY MANUFACTURER.
4. ALL REINFORCING PER MANUFACTURERS REQUIREMENTS.



LANE ENTERPRISES, INC.

ALUMINUM STRUCTURAL PLATE

BOX CULVERT DETAIL

12'-3" x 4'-5"

Drawing Number: BC-A-12.25

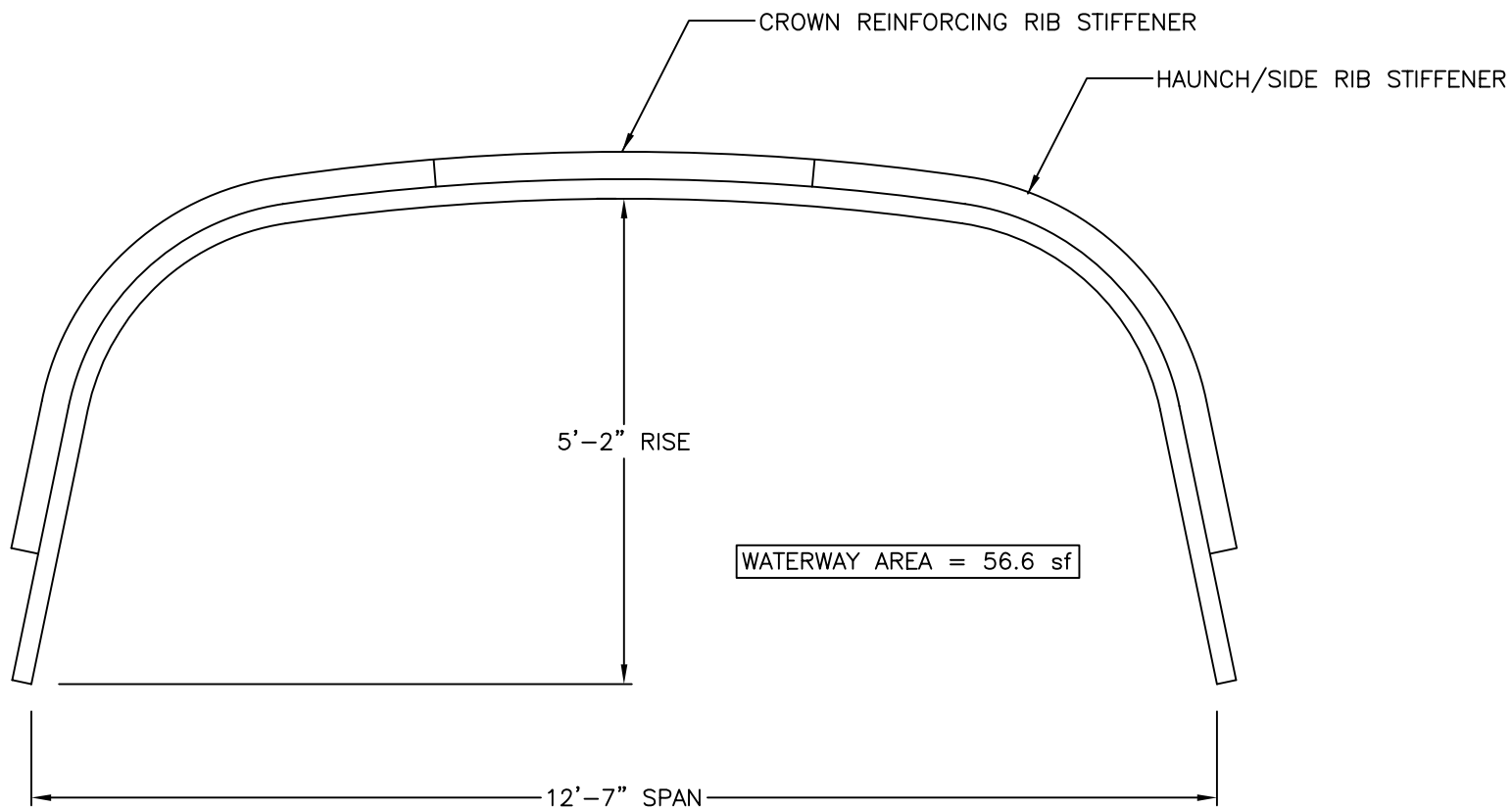

Page Number: 1 OF 1

Date Drawn: 1-15-09

Drawn By: "BBK"

NOTES:

1. DIMENSIONS ARE SHOWN TO THE INSIDE OF THE CORRUGATION CRESTS.
2. DIMENSIONS ARE SUBJECT TO MANUFACTURING TOLERANCES.
3. PLATE LAYOUT WILL BE DETERMINED BY MANUFACTURER.
4. ALL REINFORCING PER MANUFACTURERS REQUIREMENTS.



LANE ENTERPRISES, INC.

ALUMINUM STRUCTURAL PLATE

BOX CULVERT DETAIL

12'-7" x 5'-2"

Drawing Number: BC-A-12.58

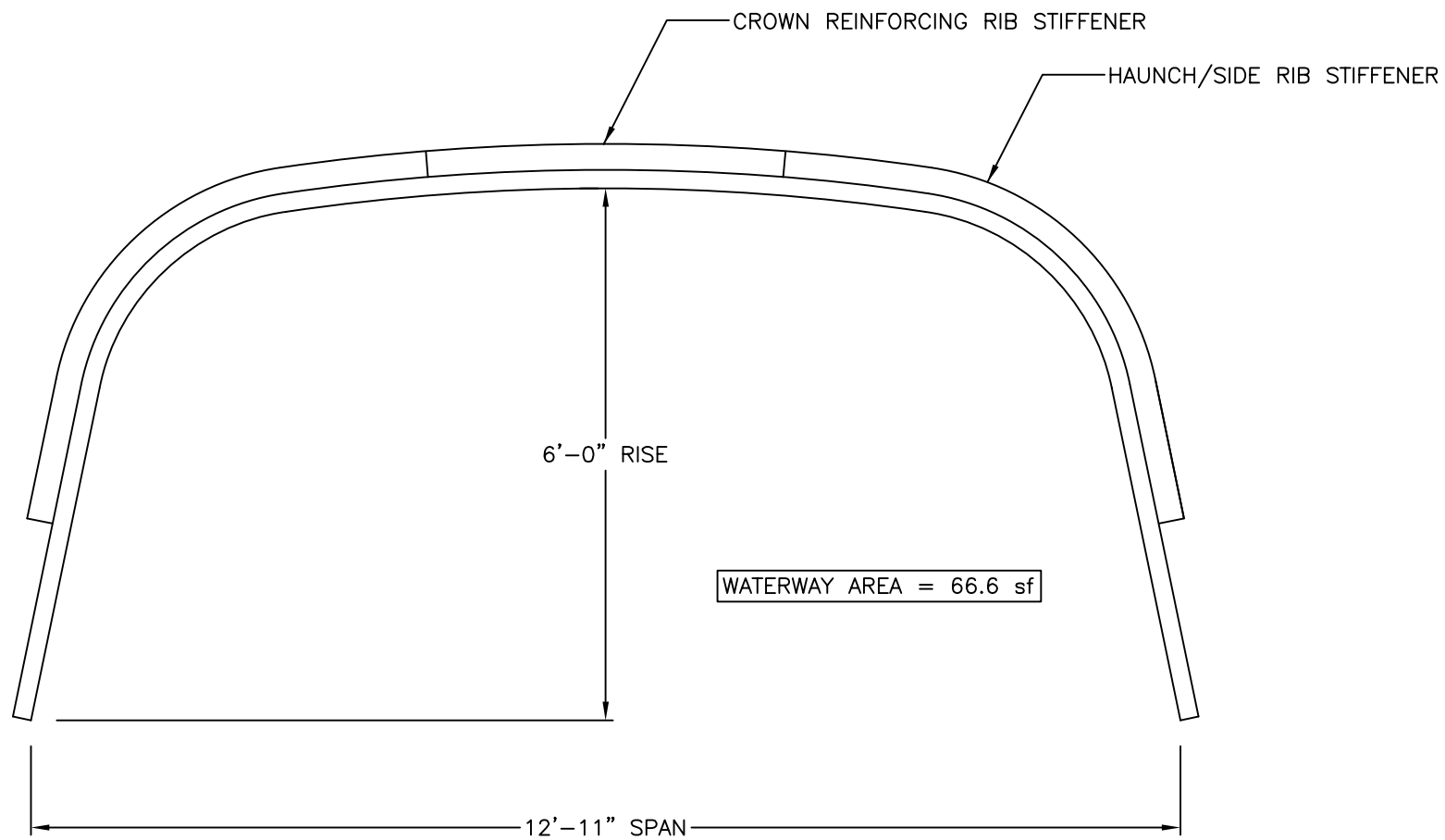
Page Number: 1 OF 1

Date Drawn: 1-15-09

Drawn By: "BBK"

NOTES:

1. DIMENSIONS ARE SHOWN TO THE INSIDE OF THE CORRUGATION CRESTS.
2. DIMENSIONS ARE SUBJECT TO MANUFACTURING TOLERANCES.
3. PLATE LAYOUT WILL BE DETERMINED BY MANUFACTURER.
4. ALL REINFORCING PER MANUFACTURERS REQUIREMENTS.



LANE ENTERPRISES, INC.

ALUMINUM STRUCTURAL PLATE

BOX CULVERT DETAIL

12'-11" x 6'-0"

Drawing Number: BC-A-12.92

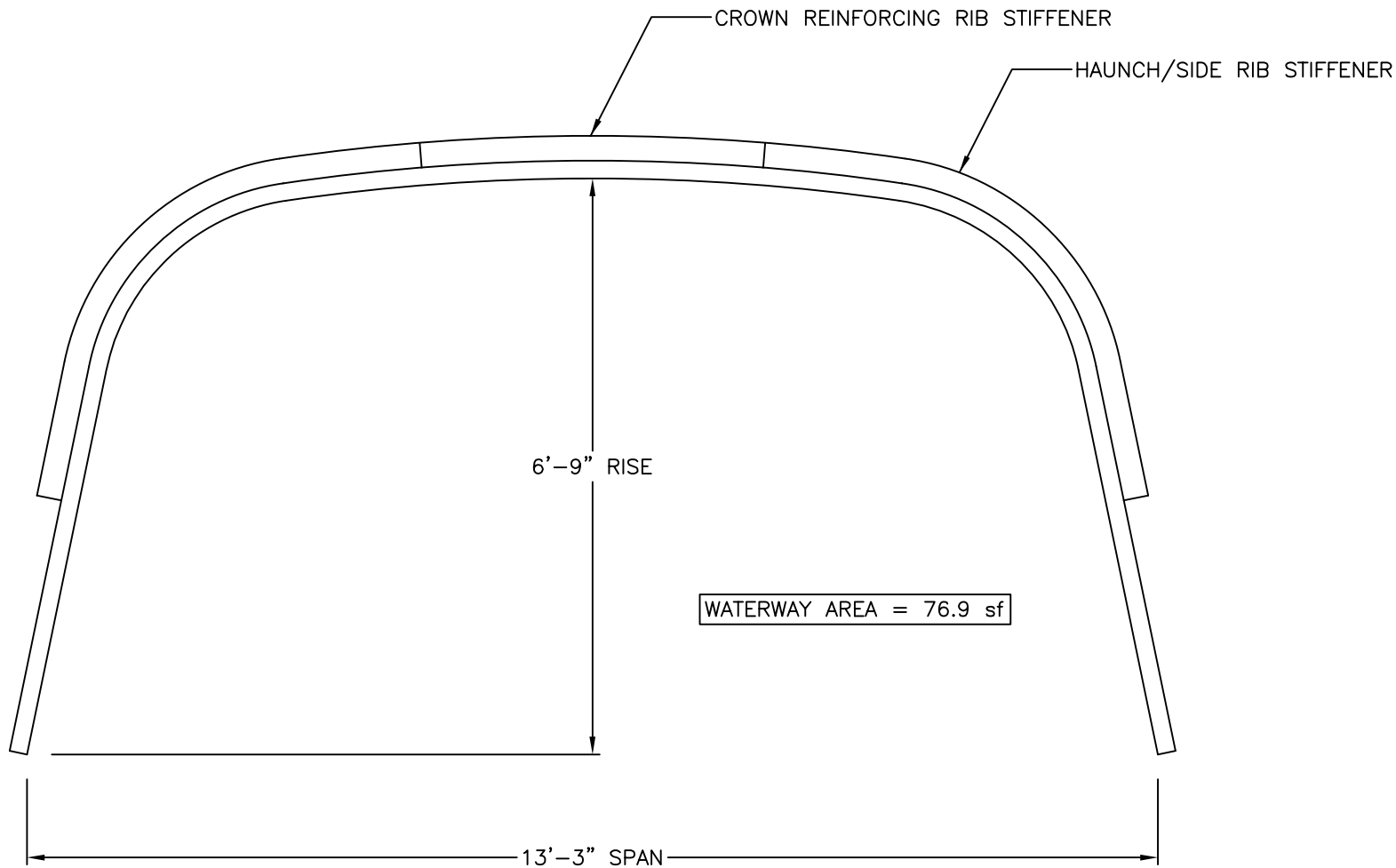
Page Number: 1 OF 1

Date Drawn: 1-15-09

Drawn By: "BBK"

NOTES:

1. DIMENSIONS ARE SHOWN TO THE INSIDE OF THE CORRUGATION CRESTS.
2. DIMENSIONS ARE SUBJECT TO MANUFACTURING TOLERANCES.
3. PLATE LAYOUT WILL BE DETERMINED BY MANUFACTURER.
4. ALL REINFORCING PER MANUFACTURERS REQUIREMENTS.



LANE ENTERPRISES, INC.

ALUMINUM STRUCTURAL PLATE

BOX CULVERT DETAIL

13'-3" x 6'-9"

Drawing Number: BC-A-13.25

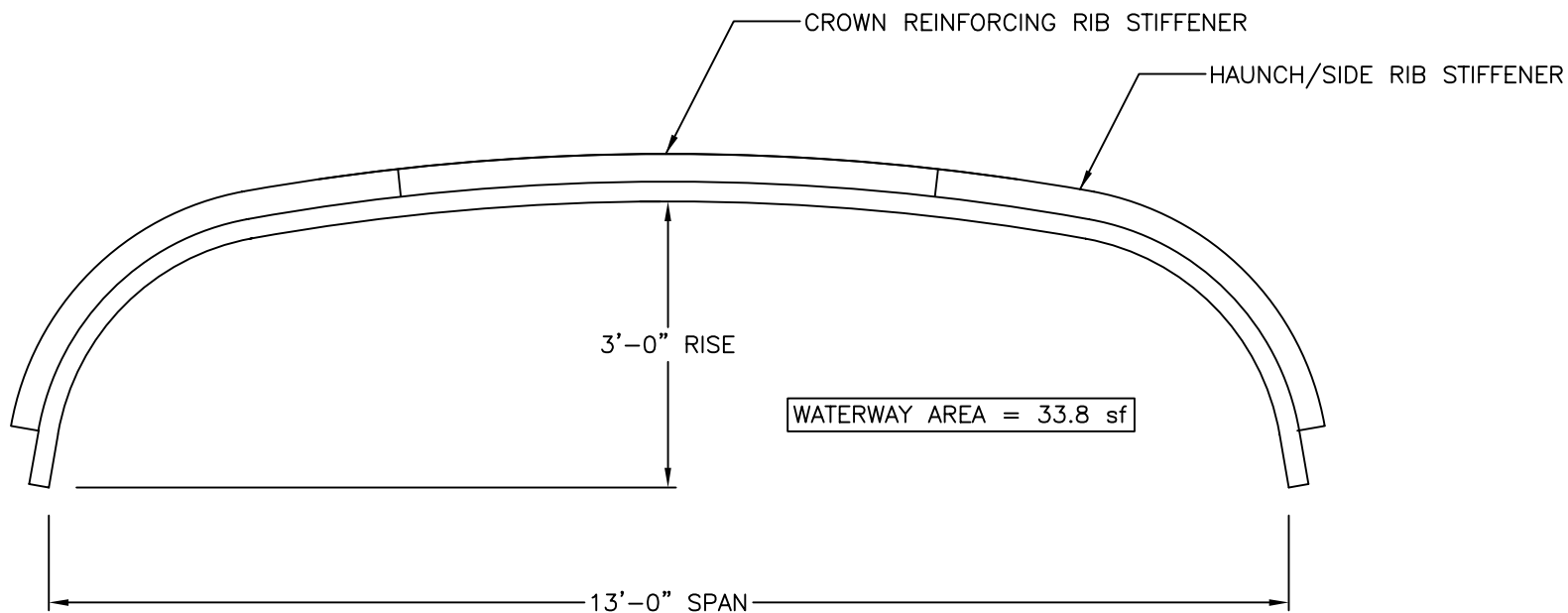

Page Number: 1 OF 1

Date Drawn: 1-15-09

Drawn By: "BBK"

NOTES:

1. DIMENSIONS ARE SHOWN TO THE INSIDE OF THE CORRUGATION CRESTS.
2. DIMENSIONS ARE SUBJECT TO MANUFACTURING TOLERANCES.
3. PLATE LAYOUT WILL BE DETERMINED BY MANUFACTURER.
4. ALL REINFORCING PER MANUFACTURERS REQUIREMENTS.



LANE ENTERPRISES, INC.

ALUMINUM STRUCTURAL PLATE

BOX CULVERT DETAIL

13'-0" x 3'-0"

Drawing Number: BC-A-13.0

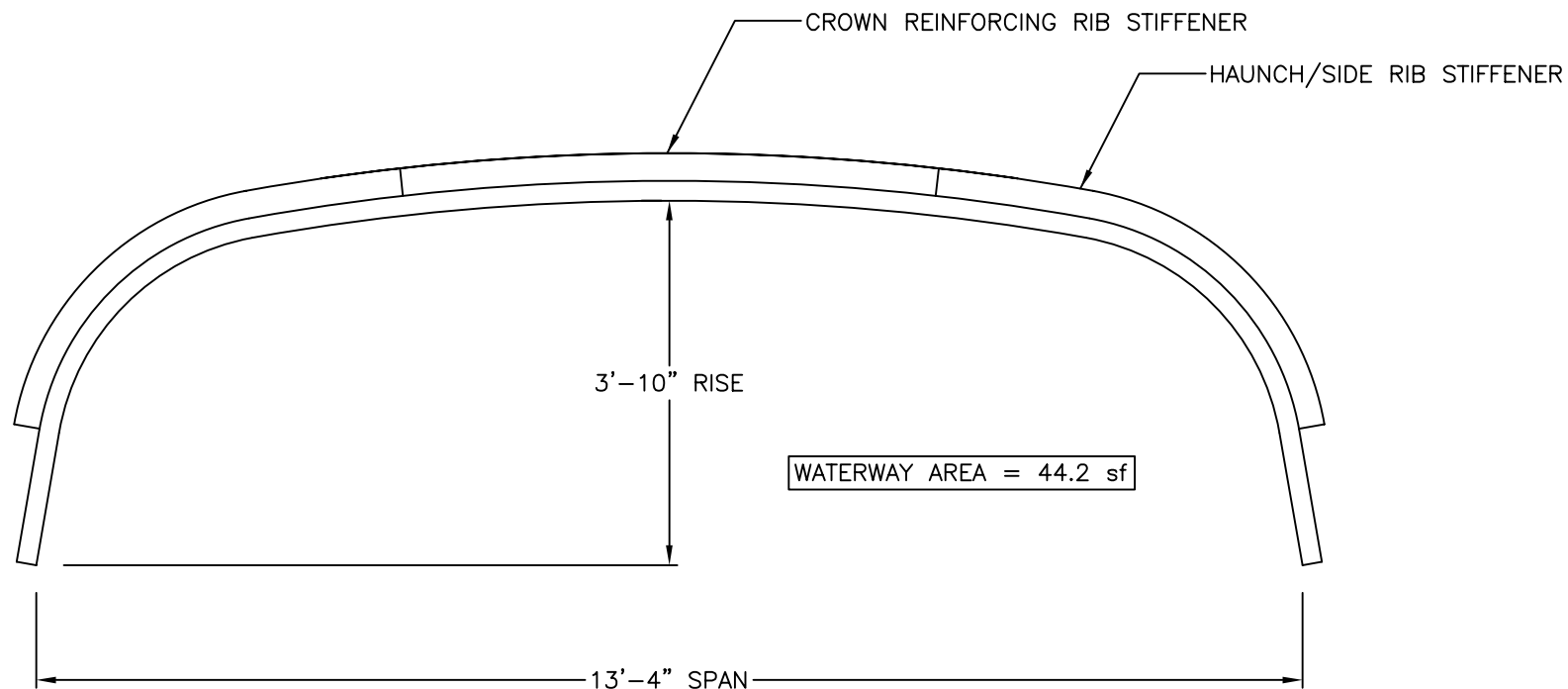
Page Number: 1 OF 1

Date Drawn: 1-21-09

Drawn By: "BBK"

NOTES:

1. DIMENSIONS ARE SHOWN TO THE INSIDE OF THE CORRUGATION CRESTS.
2. DIMENSIONS ARE SUBJECT TO MANUFACTURING TOLERANCES.
3. PLATE LAYOUT WILL BE DETERMINED BY MANUFACTURER.
4. ALL REINFORCING PER MANUFACTURERS REQUIREMENTS.



LANE ENTERPRISES, INC.

ALUMINUM STRUCTURAL PLATE

BOX CULVERT DETAIL

13'-4" x 3'-10"

Drawing Number: BC-A-13.33

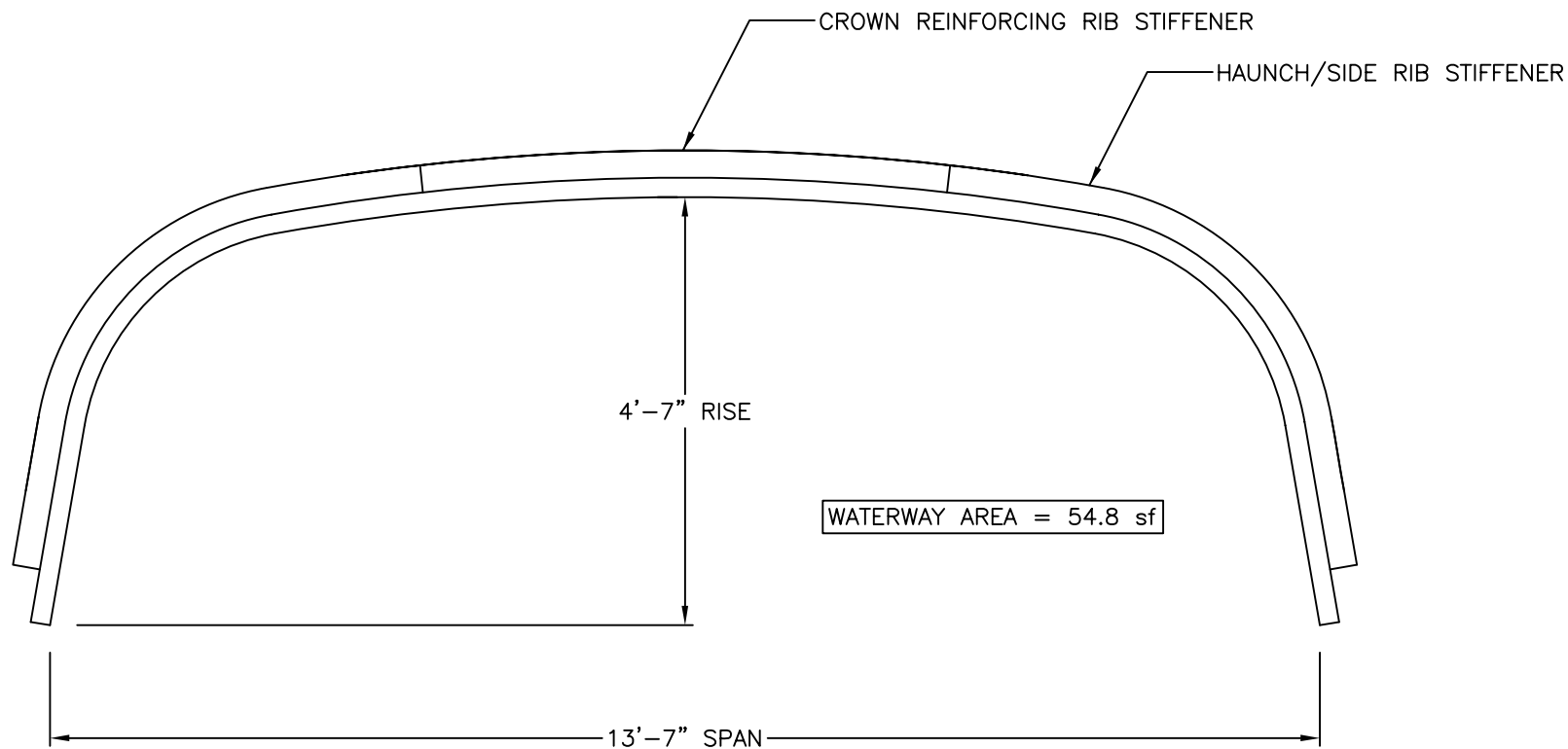

Page Number: 1 OF 1

Date Drawn: 1-21-09

Drawn By: "BBK"

NOTES:

1. DIMENSIONS ARE SHOWN TO THE INSIDE OF THE CORRUGATION CRESTS.
2. DIMENSIONS ARE SUBJECT TO MANUFACTURING TOLERANCES.
3. PLATE LAYOUT WILL BE DETERMINED BY MANUFACTURER.
4. ALL REINFORCING PER MANUFACTURERS REQUIREMENTS.



LANE ENTERPRISES, INC.

ALUMINUM STRUCTURAL PLATE

BOX CULVERT DETAIL

13'-7" x 4'-7"

Drawing Number: BC-A-13.58

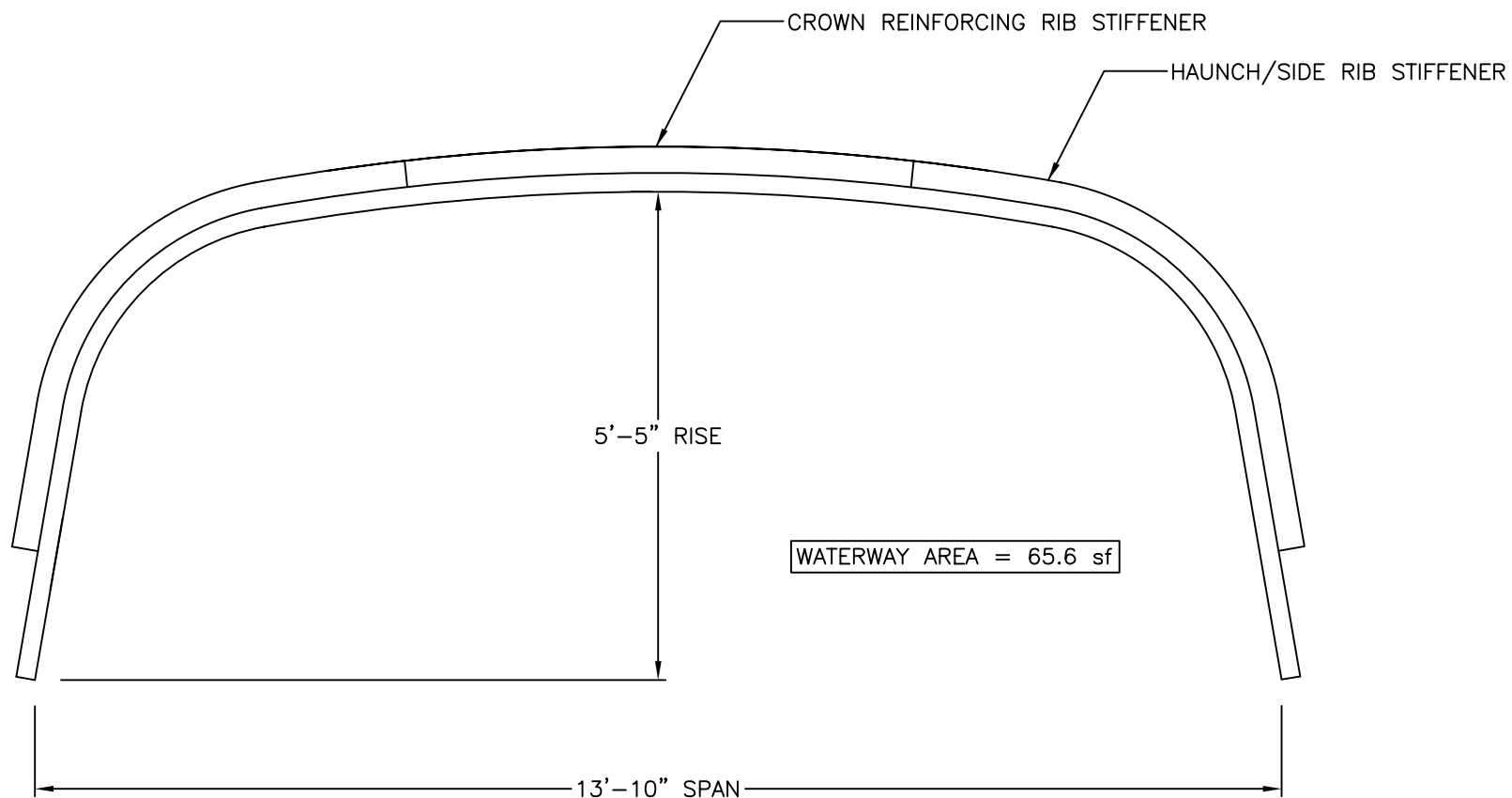

Page Number: 1 OF 1

Date Drawn: 1-21-09

Drawn By: "BBK"

NOTES:

1. DIMENSIONS ARE SHOWN TO THE INSIDE OF THE CORRUGATION CRESTS.
2. DIMENSIONS ARE SUBJECT TO MANUFACTURING TOLERANCES.
3. PLATE LAYOUT WILL BE DETERMINED BY MANUFACTURER.
4. ALL REINFORCING PER MANUFACTURERS REQUIREMENTS.



LANE ENTERPRISES, INC.

ALUMINUM STRUCTURAL PLATE

BOX CULVERT DETAIL

13'-10" x 5'-5"

Drawing Number: BC-A-13.83


Page Number: 1 OF 1

Date Drawn: 1-21-09

Drawn By: "BBK"

NOTES:

1. DIMENSIONS ARE SHOWN TO THE INSIDE OF THE CORRUGATION CRESTS.
2. DIMENSIONS ARE SUBJECT TO MANUFACTURING TOLERANCES.
3. PLATE LAYOUT WILL BE DETERMINED BY MANUFACTURER.
4. ALL REINFORCING PER MANUFACTURERS REQUIREMENTS.



LANE ENTERPRISES, INC.

ALUMINUM STRUCTURAL PLATE

BOX CULVERT DETAIL

14'-1" x 6'-2"

BC-A-14.08

1 OF 1

1-21-09

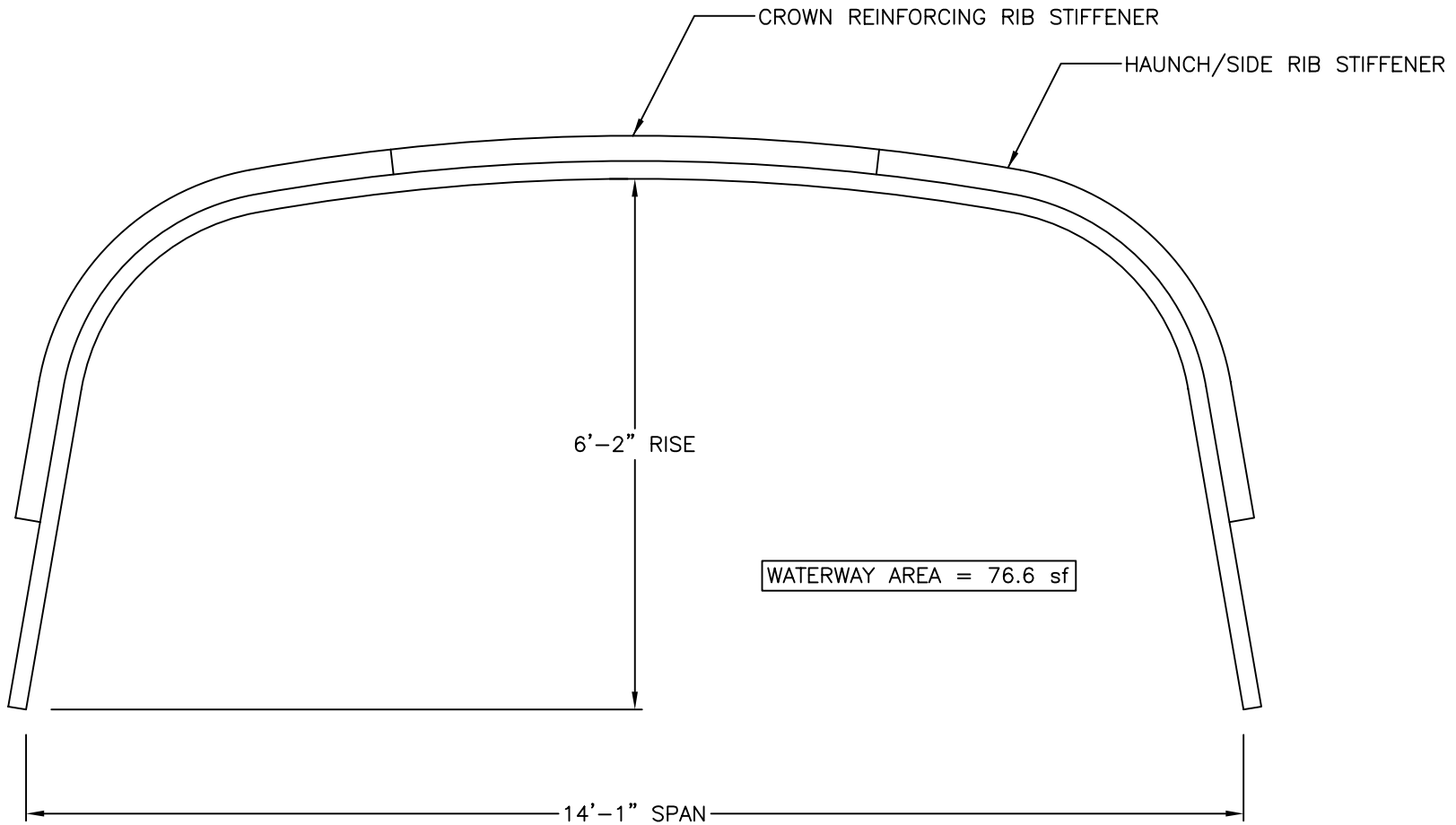
"BBK"

Drawing Number:

Page Number:

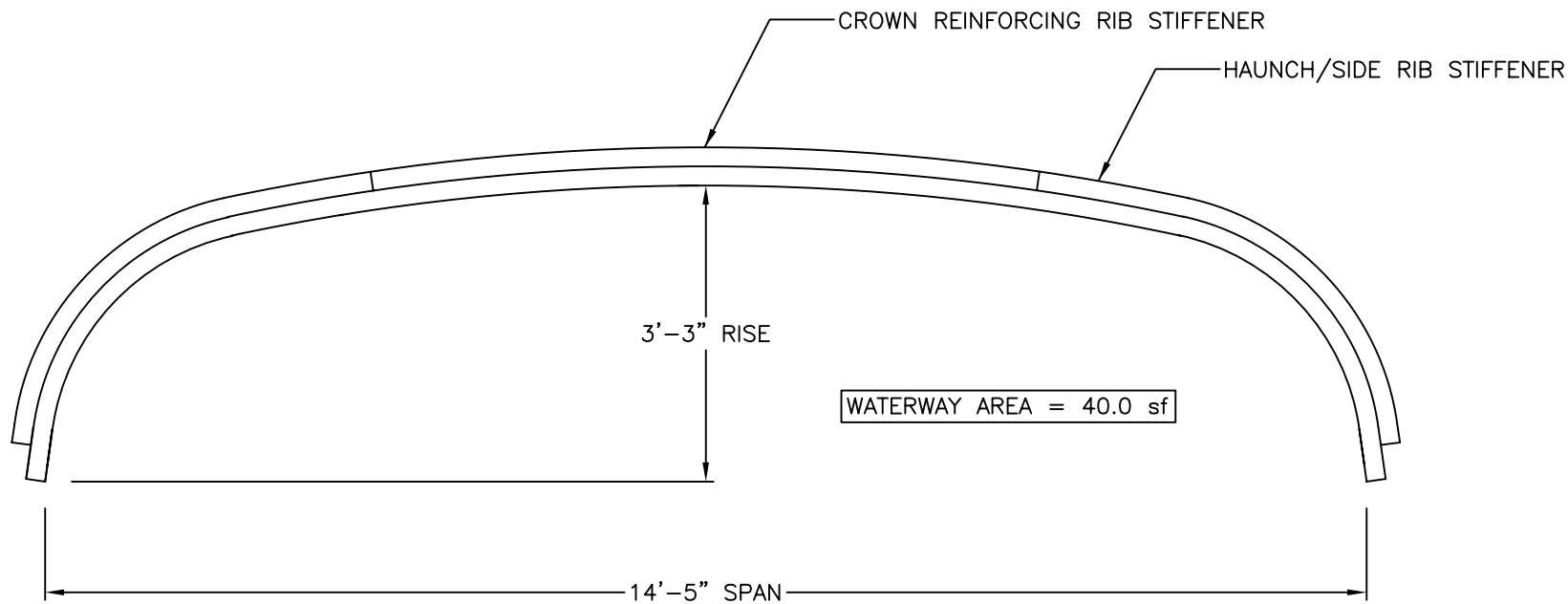

Date Drawn:

Drawn By:



NOTES:

1. DIMENSIONS ARE SHOWN TO THE INSIDE OF THE CORRUGATION CRESTS.
2. DIMENSIONS ARE SUBJECT TO MANUFACTURING TOLERANCES.
3. PLATE LAYOUT WILL BE DETERMINED BY MANUFACTURER.
4. ALL REINFORCING PER MANUFACTURERS REQUIREMENTS.



LANE ENTERPRISES, INC.

ALUMINUM STRUCTURAL PLATE

BOX CULVERT DETAIL

14'-5" x 3'-3"

Drawing Number: BC-A-14.42

Page Number: 1 OF 1

Date Drawn: 2-11-09

Drawn By: "BBK"

NOTES:

1. DIMENSIONS ARE SHOWN TO THE INSIDE OF THE CORRUGATION CRESTS.
2. DIMENSIONS ARE SUBJECT TO MANUFACTURING TOLERANCES.
3. PLATE LAYOUT WILL BE DETERMINED BY MANUFACTURER.
4. ALL REINFORCING PER MANUFACTURERS REQUIREMENTS.



LANE ENTERPRISES, INC.

ALUMINUM STRUCTURAL PLATE

BOX CULVERT DETAIL

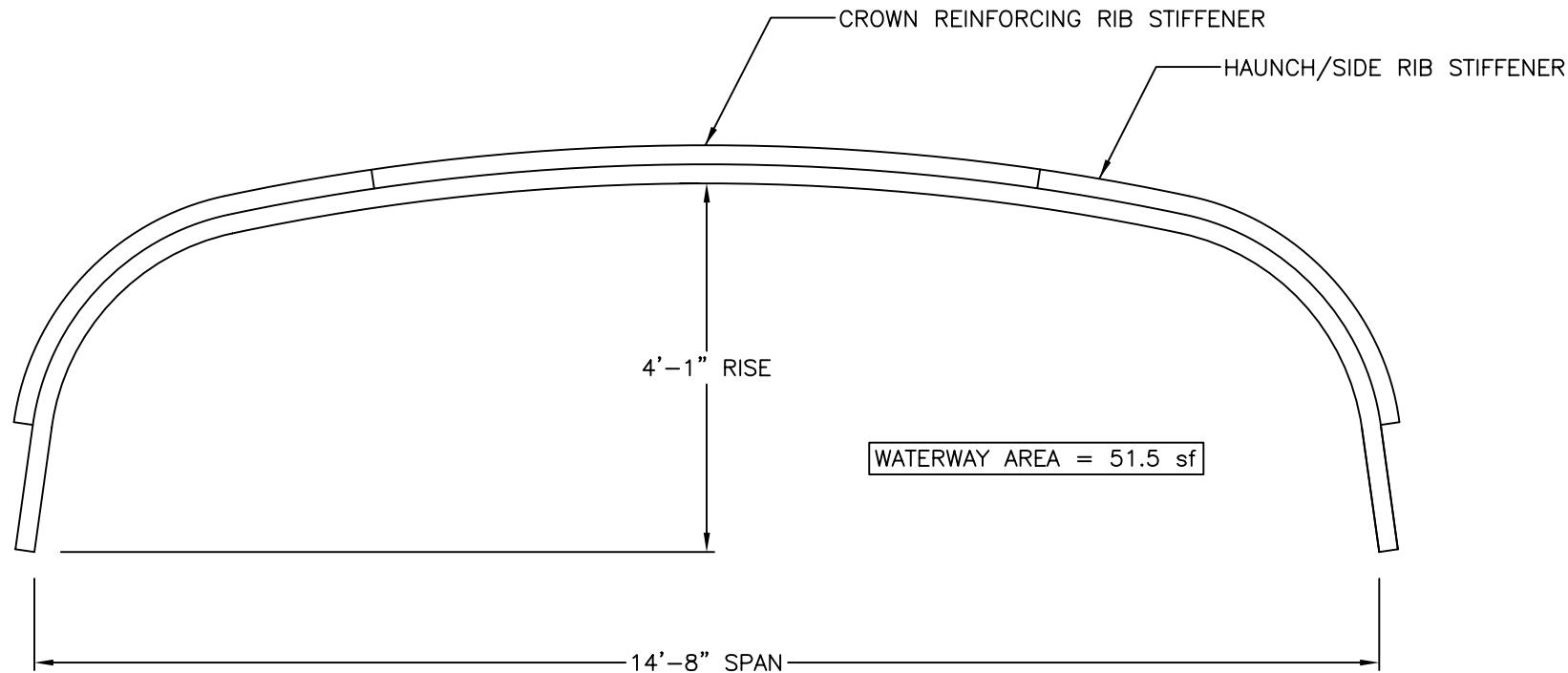
14'-8" x 4'-1"

Drawing Number: BC-A-14.67

Page Number: 1 OF 1

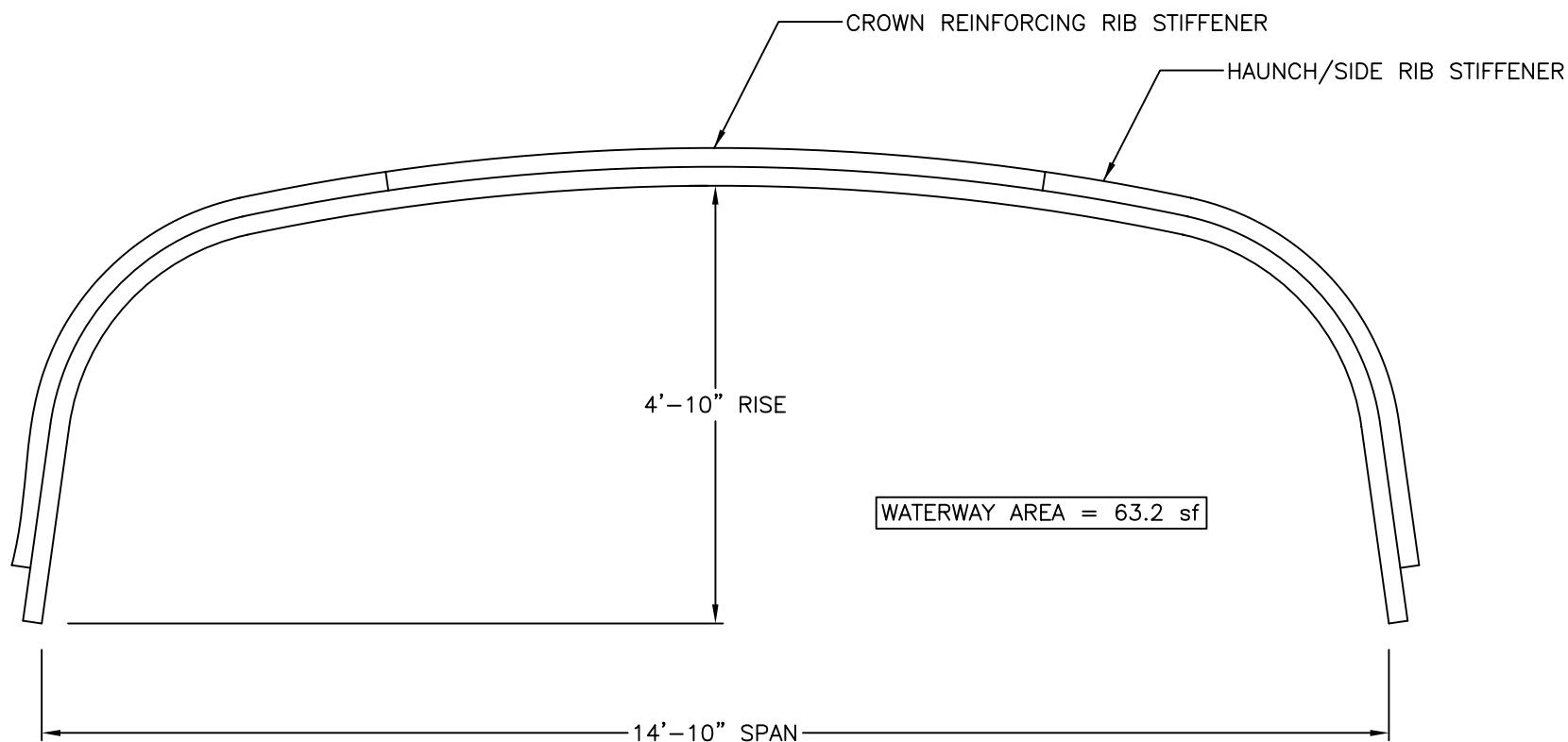

Date Drawn: 2-11-09

Drawn By: "BBK"



NOTES:

1. DIMENSIONS ARE SHOWN TO THE INSIDE OF THE CORRUGATION CRESTS.
2. DIMENSIONS ARE SUBJECT TO MANUFACTURING TOLERANCES.
3. PLATE LAYOUT WILL BE DETERMINED BY MANUFACTURER.
4. ALL REINFORCING PER MANUFACTURERS REQUIREMENTS.



LANE ENTERPRISES, INC.

ALUMINUM STRUCTURAL PLATE

BOX CULVERT DETAIL

14'-10" x 4'-10"

Drawing Number: BC-A-14.83

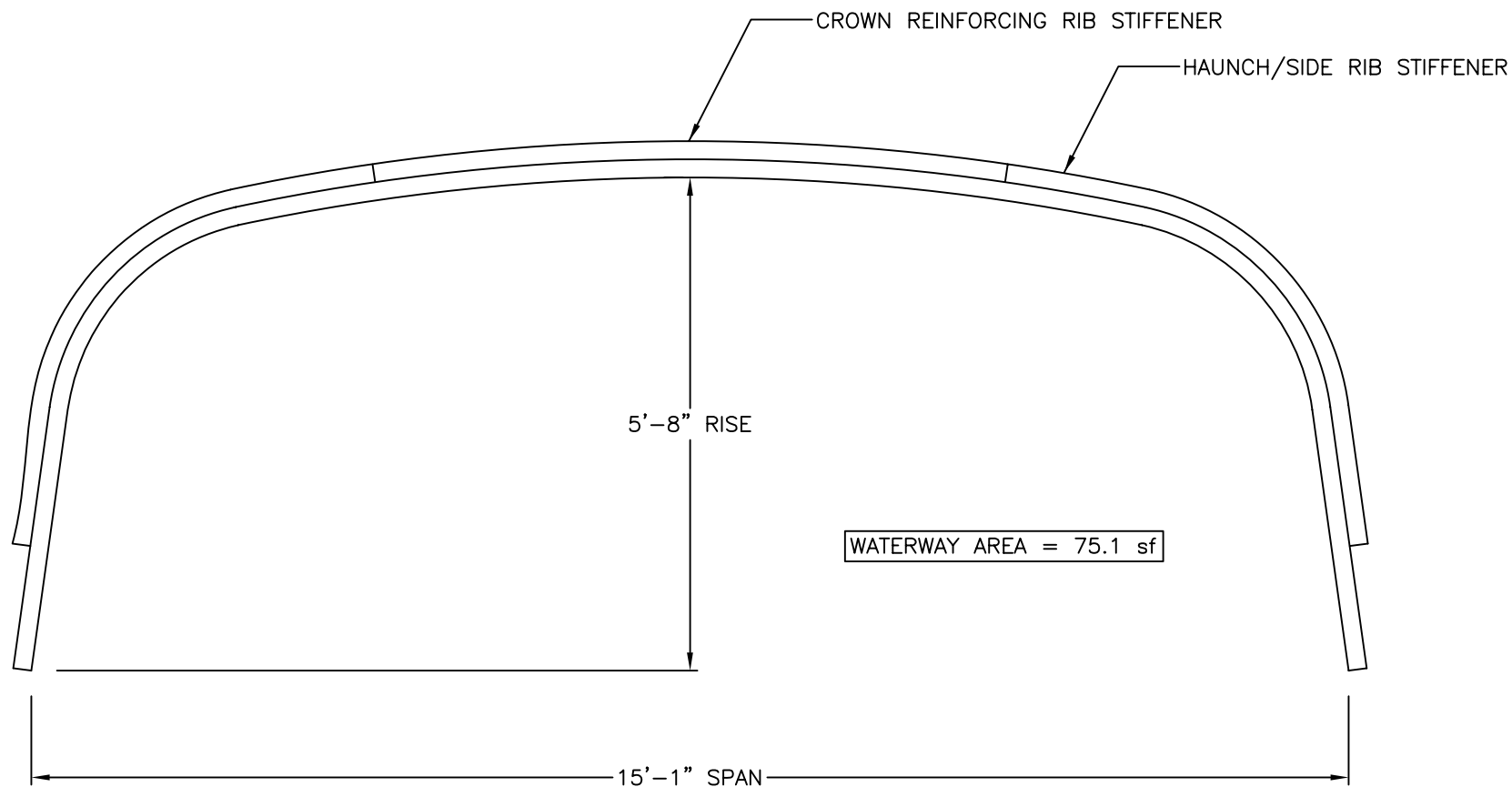

Page Number: 1 OF 1

Date Drawn: 2-11-09

Drawn By: "BBK"

NOTES:

1. DIMENSIONS ARE SHOWN TO THE INSIDE OF THE CORRUGATION CRESTS.
2. DIMENSIONS ARE SUBJECT TO MANUFACTURING TOLERANCES.
3. PLATE LAYOUT WILL BE DETERMINED BY MANUFACTURER.
4. ALL REINFORCING PER MANUFACTURERS REQUIREMENTS.



LANE ENTERPRISES, INC.

ALUMINUM STRUCTURAL PLATE

BOX CULVERT DETAIL

15'-1" x 5'-8"

Drawing Number: BC-A-15.08

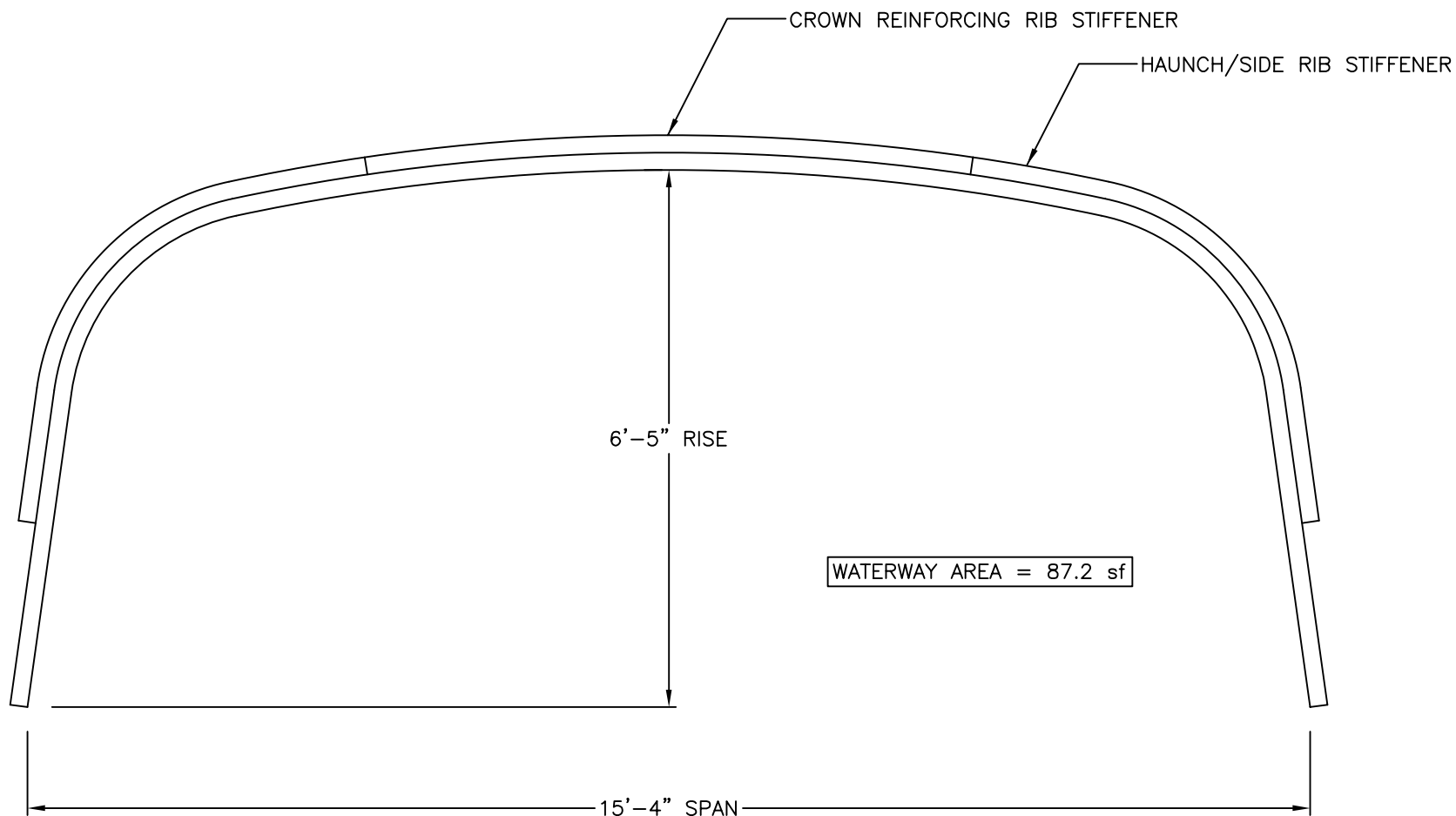
Page Number: 1 OF 1

Date Drawn: 2-11-09

Drawn By: "BBK"

NOTES:

1. DIMENSIONS ARE SHOWN TO THE INSIDE OF THE CORRUGATION CRESTS.
2. DIMENSIONS ARE SUBJECT TO MANUFACTURING TOLERANCES.
3. PLATE LAYOUT WILL BE DETERMINED BY MANUFACTURER.
4. ALL REINFORCING PER MANUFACTURERS REQUIREMENTS.



LANE ENTERPRISES, INC.

ALUMINUM STRUCTURAL PLATE

BOX CULVERT DETAIL

15'-4" x 6'-5"

Drawing Number: BC-A-15.33

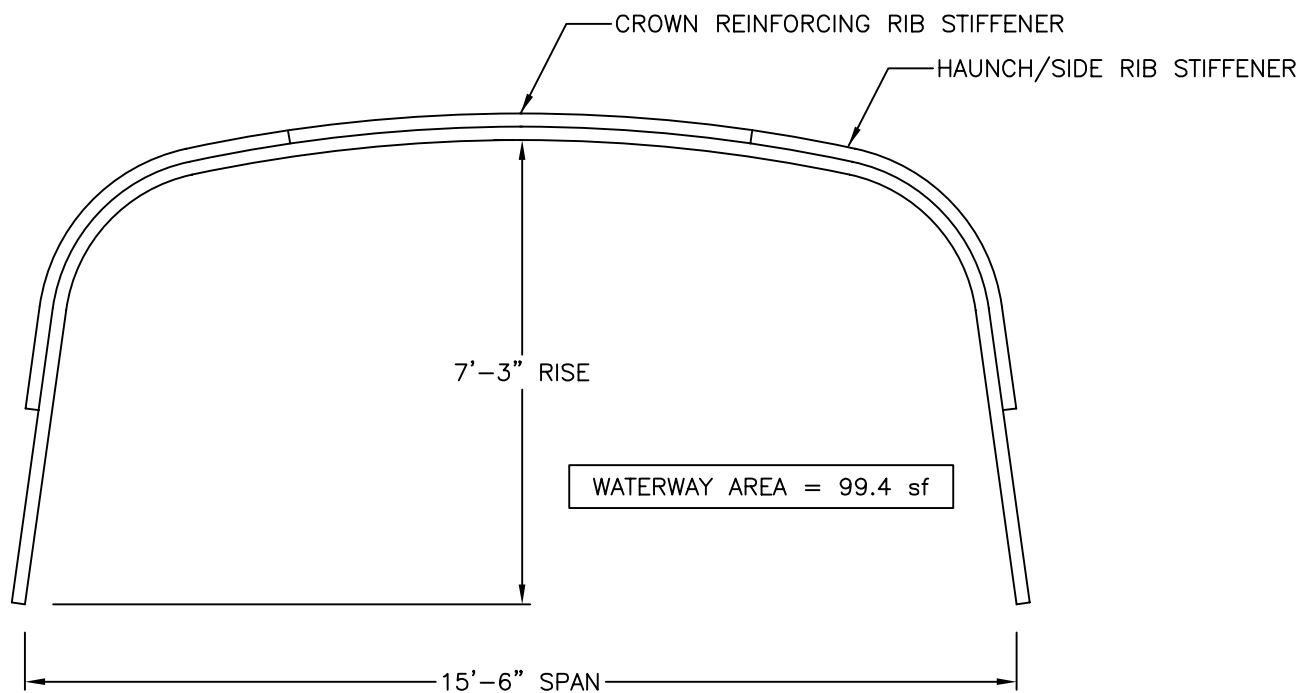

Page Number: 1 OF 1

Date Drawn: 2-11-09

Drawn By: "BBK"

NOTES:

1. DIMENSIONS ARE SHOWN TO THE INSIDE OF THE CORRUGATION CRESTS.
2. DIMENSIONS ARE SUBJECT TO MANUFACTURING TOLERANCES.
3. PLATE LAYOUT WILL BE DETERMINED BY MANUFACTURER.
4. ALL REINFORCING PER MANUFACTURERS REQUIREMENTS.



LANE ENTERPRISES, INC.

ALUMINUM STRUCTURAL PLATE

BOX CULVERT DETAIL

15'-6" x 7'-3"

Drawing Number: BC-A-15.50

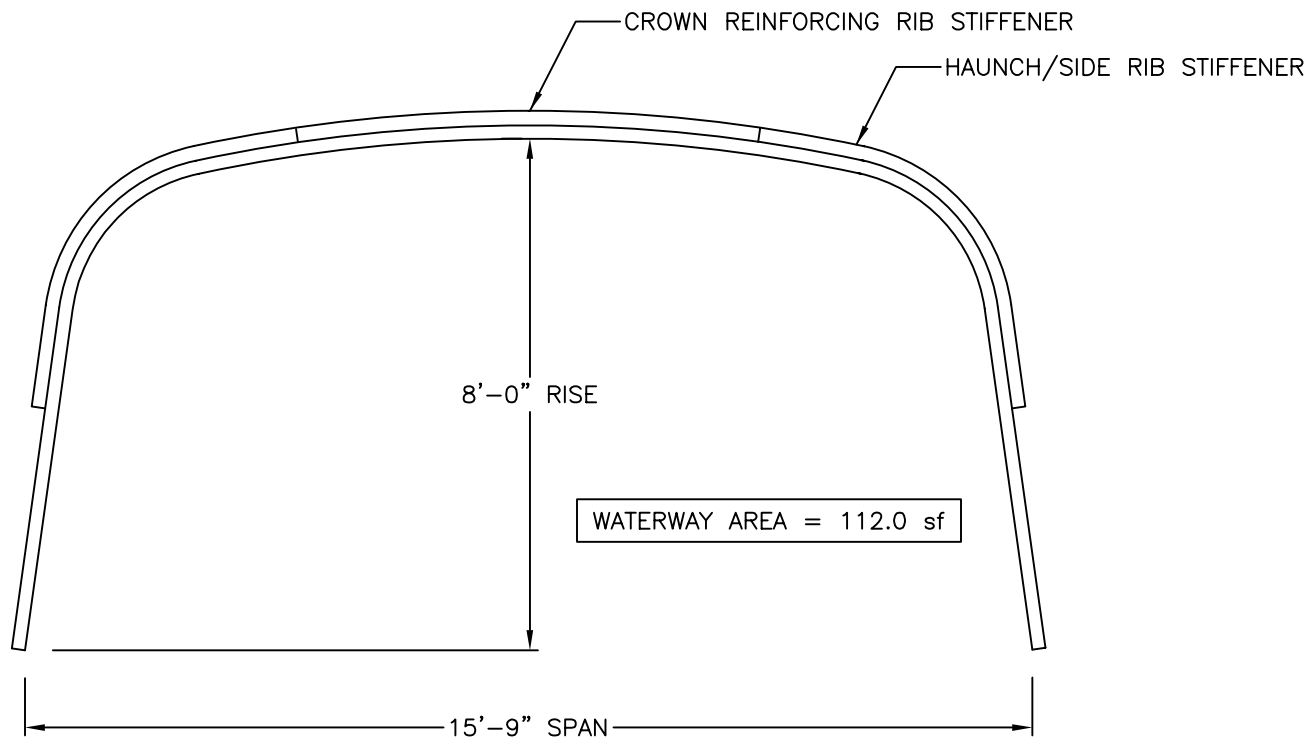

Page Number: 1 OF 1

Date Drawn: 2-12-09

Drawn By: "BBK"

NOTES:

1. DIMENSIONS ARE SHOWN TO THE INSIDE OF THE CORRUGATION CRESTS.
2. DIMENSIONS ARE SUBJECT TO MANUFACTURING TOLERANCES.
3. PLATE LAYOUT WILL BE DETERMINED BY MANUFACTURER.
4. ALL REINFORCING PER MANUFACTURERS REQUIREMENTS.



LANE ENTERPRISES, INC.

ALUMINUM STRUCTURAL PLATE

BOX CULVERT DETAIL

15'-9" x 8'-0"

BC-A-15.75

Drawing Number:

1 OF 1

Page Number:

2-12-09

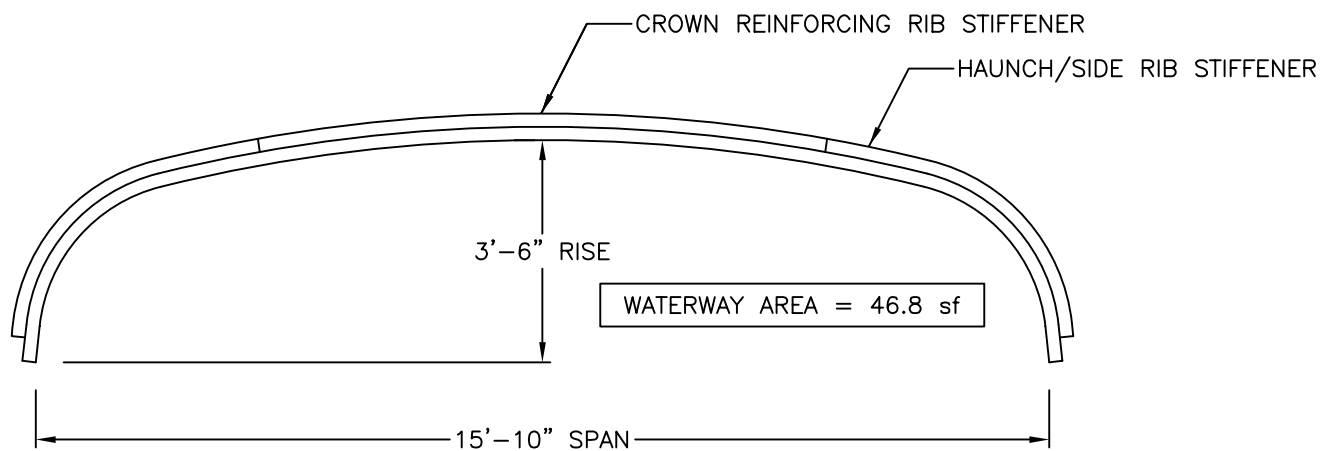

Date Drawn:

"BBK"

Drawn By:

NOTES:

1. DIMENSIONS ARE SHOWN TO THE INSIDE OF THE CORRUGATION CRESTS.
2. DIMENSIONS ARE SUBJECT TO MANUFACTURING TOLERANCES.
3. PLATE LAYOUT WILL BE DETERMINED BY MANUFACTURER.
4. ALL REINFORCING PER MANUFACTURERS REQUIREMENTS.



LANE ENTERPRISES, INC.

ALUMINUM STRUCTURAL PLATE

BOX CULVERT DETAIL

15'-10" x 3'-6"

Drawing Number: BC-A-15.83

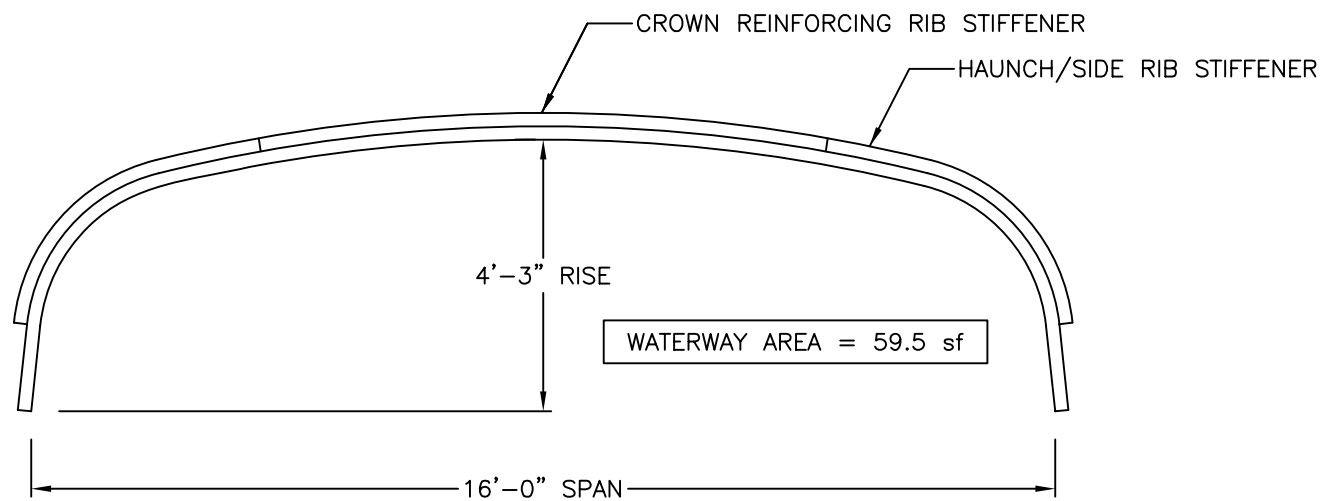

Page Number: 1 OF 1

Date Drawn: 2-12-09

Drawn By: "BBK"

NOTES:

1. DIMENSIONS ARE SHOWN TO THE INSIDE OF THE CORRUGATION CRESTS.
2. DIMENSIONS ARE SUBJECT TO MANUFACTURING TOLERANCES.
3. PLATE LAYOUT WILL BE DETERMINED BY MANUFACTURER.
4. ALL REINFORCING PER MANUFACTURERS REQUIREMENTS.



LANE ENTERPRISES, INC.

ALUMINUM STRUCTURAL PLATE

BOX CULVERT DETAIL

16'-0" x 4'-3"

Drawing Number: BC-A-16.0

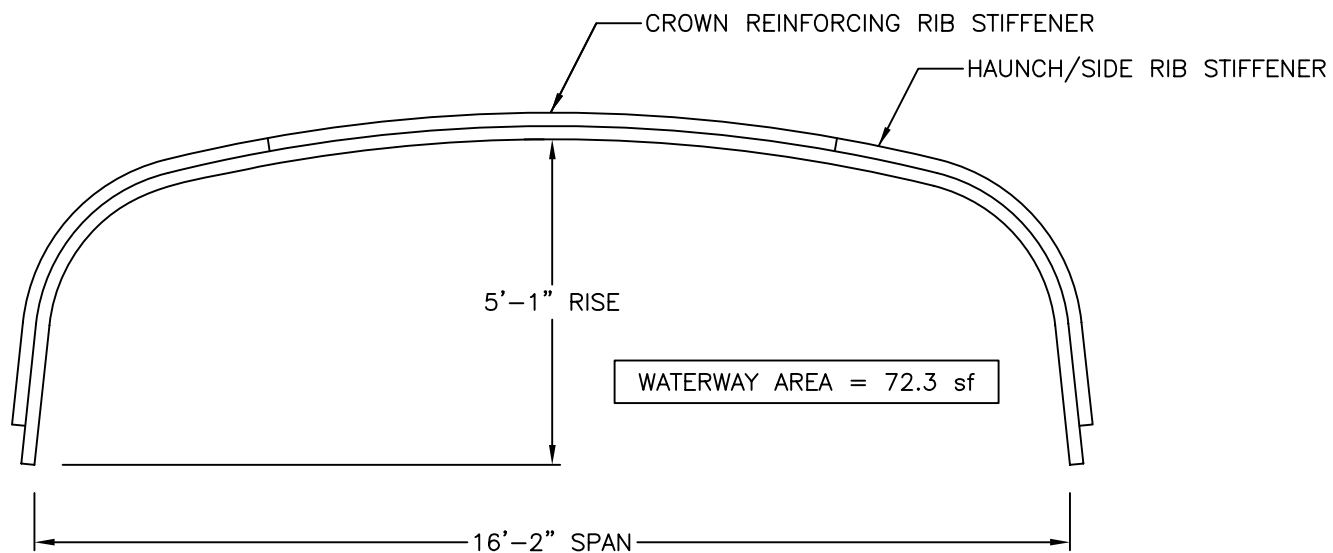
Page Number: 1 OF 1

Date Drawn: 2-12-09

Drawn By: "BBK"

NOTES:

1. DIMENSIONS ARE SHOWN TO THE INSIDE OF THE CORRUGATION CRESTS.
2. DIMENSIONS ARE SUBJECT TO MANUFACTURING TOLERANCES.
3. PLATE LAYOUT WILL BE DETERMINED BY MANUFACTURER.
4. ALL REINFORCING PER MANUFACTURERS REQUIREMENTS.



LANE ENTERPRISES, INC.

ALUMINUM STRUCTURAL PLATE

BOX CULVERT DETAIL

16'-2" x 5'-1"

Drawing Number: BC-A-16.17

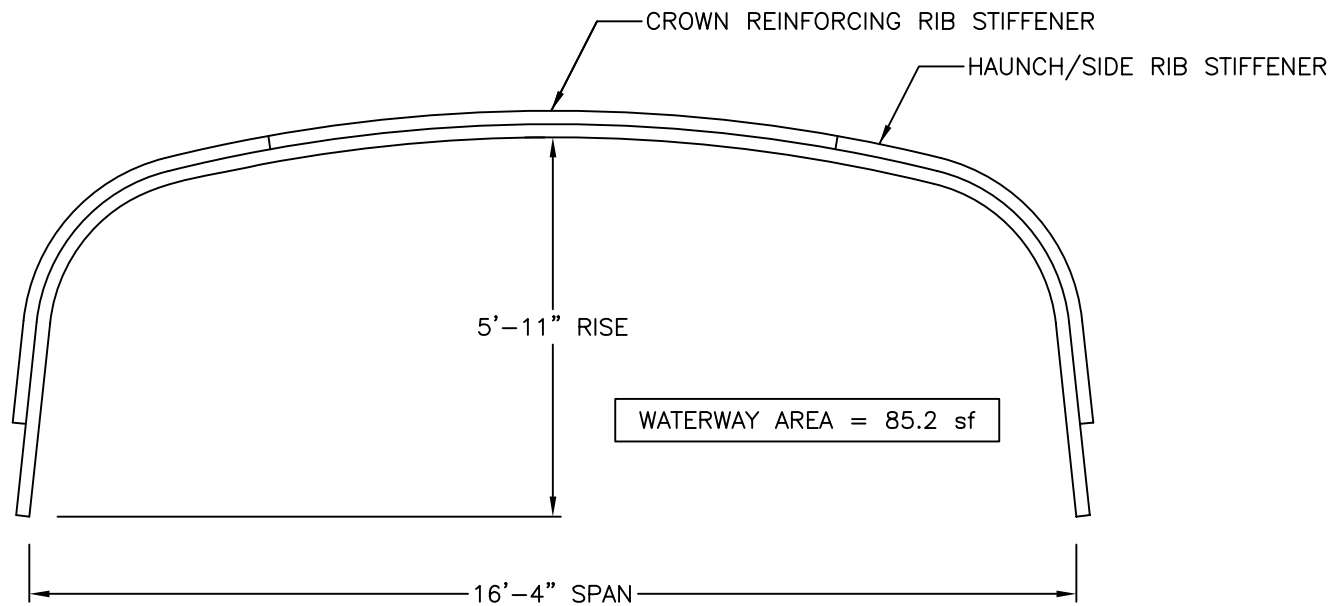

Page Number: 1 OF 1

Date Drawn: 2-12-09

Drawn By: "BBK"

NOTES:

1. DIMENSIONS ARE SHOWN TO THE INSIDE OF THE CORRUGATION CRESTS.
2. DIMENSIONS ARE SUBJECT TO MANUFACTURING TOLERANCES.
3. PLATE LAYOUT WILL BE DETERMINED BY MANUFACTURER.
4. ALL REINFORCING PER MANUFACTURERS REQUIREMENTS.



LANE ENTERPRISES, INC.

ALUMINUM STRUCTURAL PLATE

BOX CULVERT DETAIL

16'-4" x 5'-11"

Drawing Number: BC-A-16.33

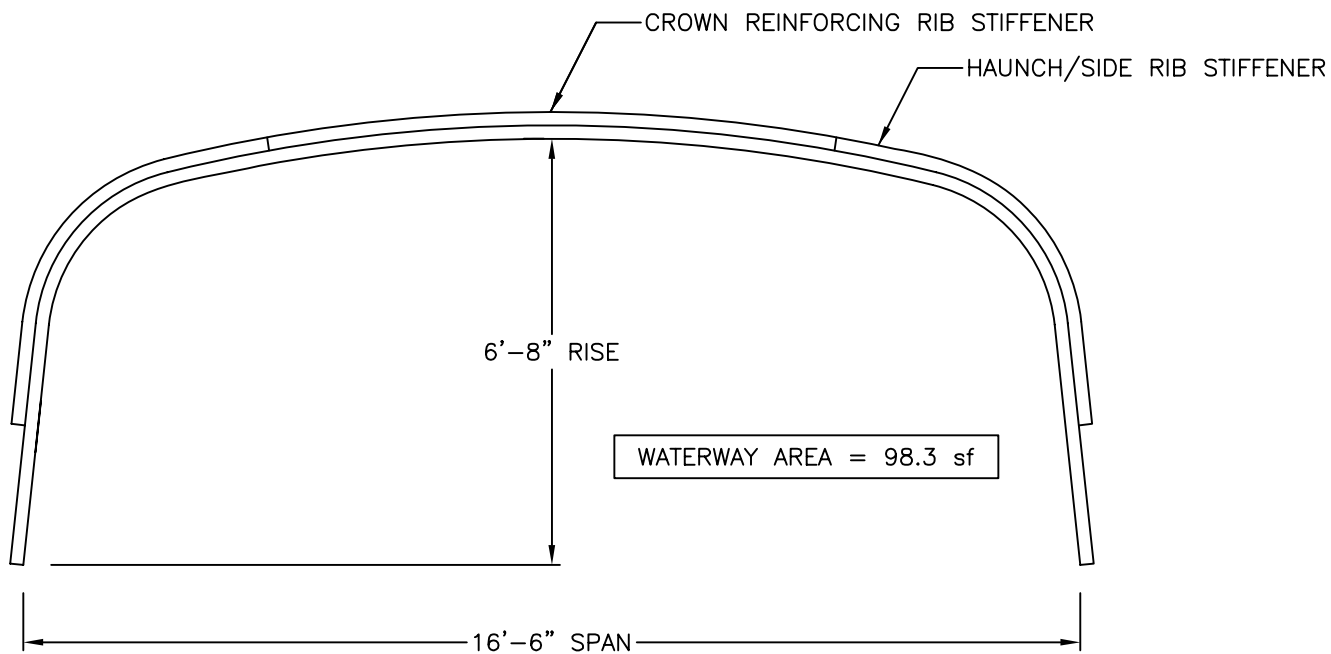

Page Number: 1 OF 1

Date Drawn: 2-12-09

Drawn By: "BBK"

NOTES:

1. DIMENSIONS ARE SHOWN TO THE INSIDE OF THE CORRUGATION CRESTS.
2. DIMENSIONS ARE SUBJECT TO MANUFACTURING TOLERANCES.
3. PLATE LAYOUT WILL BE DETERMINED BY MANUFACTURER.
4. ALL REINFORCING PER MANUFACTURERS REQUIREMENTS.



LANE ENTERPRISES, INC.

ALUMINUM STRUCTURAL PLATE

BOX CULVERT DETAIL

16'-6" x 6'-8"

Drawing Number: BC-A-16.50

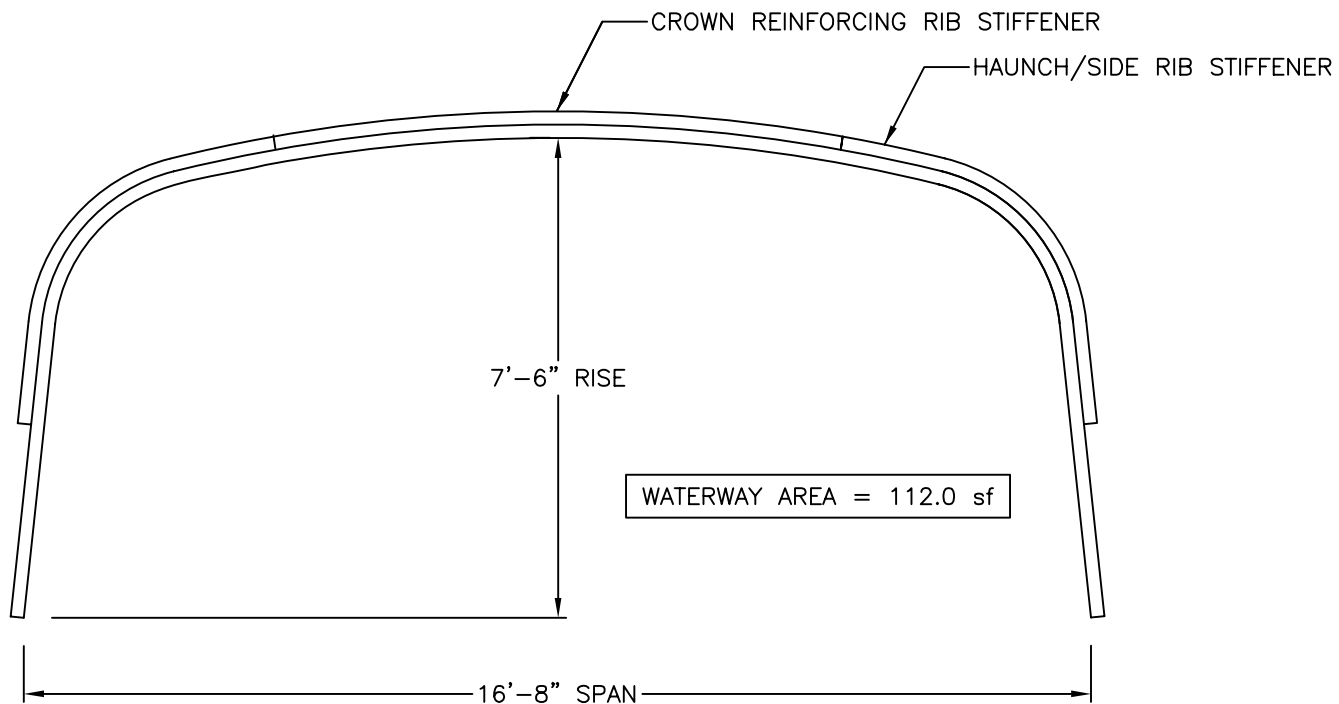

Page Number: 1 OF 1

Date Drawn: 2-12-09

Drawn By: "BBK"

NOTES:

1. DIMENSIONS ARE SHOWN TO THE INSIDE OF THE CORRUGATION CRESTS.
2. DIMENSIONS ARE SUBJECT TO MANUFACTURING TOLERANCES.
3. PLATE LAYOUT WILL BE DETERMINED BY MANUFACTURER.
4. ALL REINFORCING PER MANUFACTURERS REQUIREMENTS.



LANE ENTERPRISES, INC.

ALUMINUM STRUCTURAL PLATE

BOX CULVERT DETAIL

16'-8" x 7'-6"

Drawing Number: BC-A-16.67

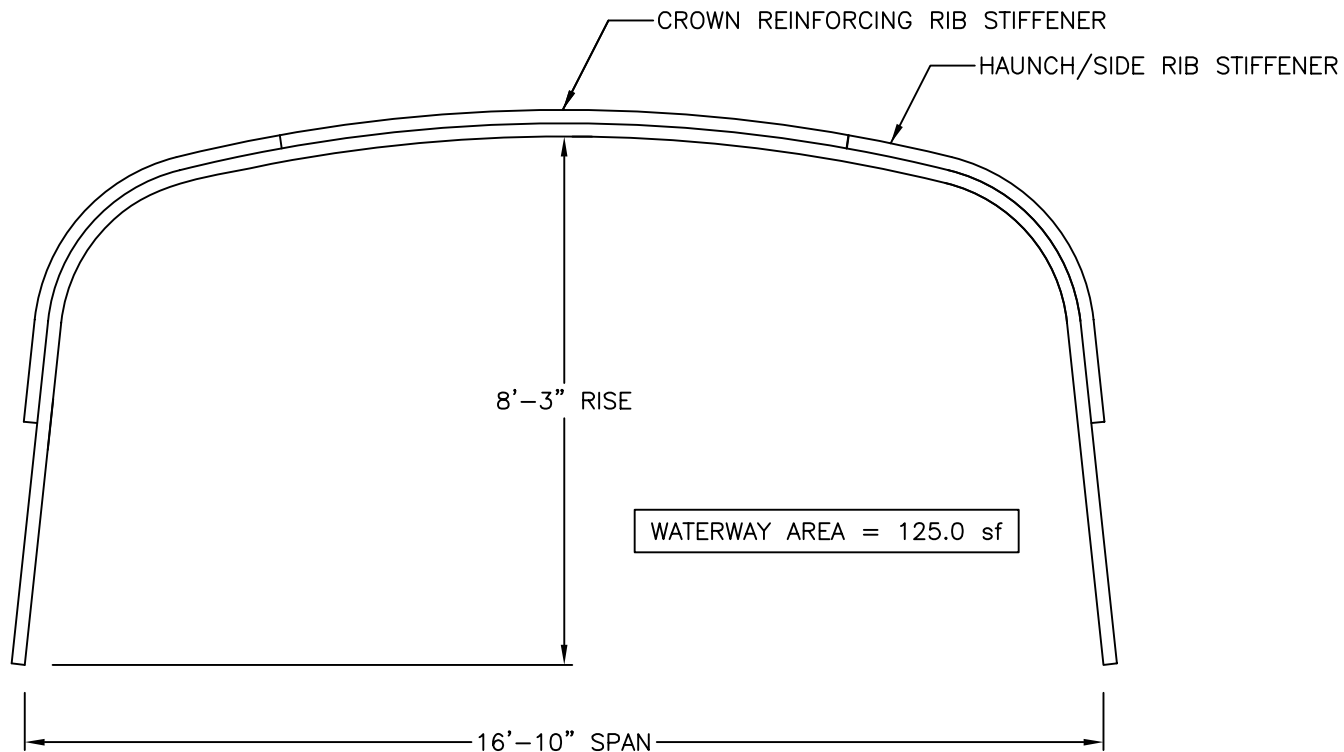

Page Number: 1 OF 1

Date Drawn: 2-12-09

Drawn By: "BBK"

NOTES:

1. DIMENSIONS ARE SHOWN TO THE INSIDE OF THE CORRUGATION CRESTS.
2. DIMENSIONS ARE SUBJECT TO MANUFACTURING TOLERANCES.
3. PLATE LAYOUT WILL BE DETERMINED BY MANUFACTURER.
4. ALL REINFORCING PER MANUFACTURERS REQUIREMENTS.



LANE ENTERPRISES, INC.

ALUMINUM STRUCTURAL PLATE

BOX CULVERT DETAIL

16'-10" x 8'-3"

Drawing Number: BC-A-16.83

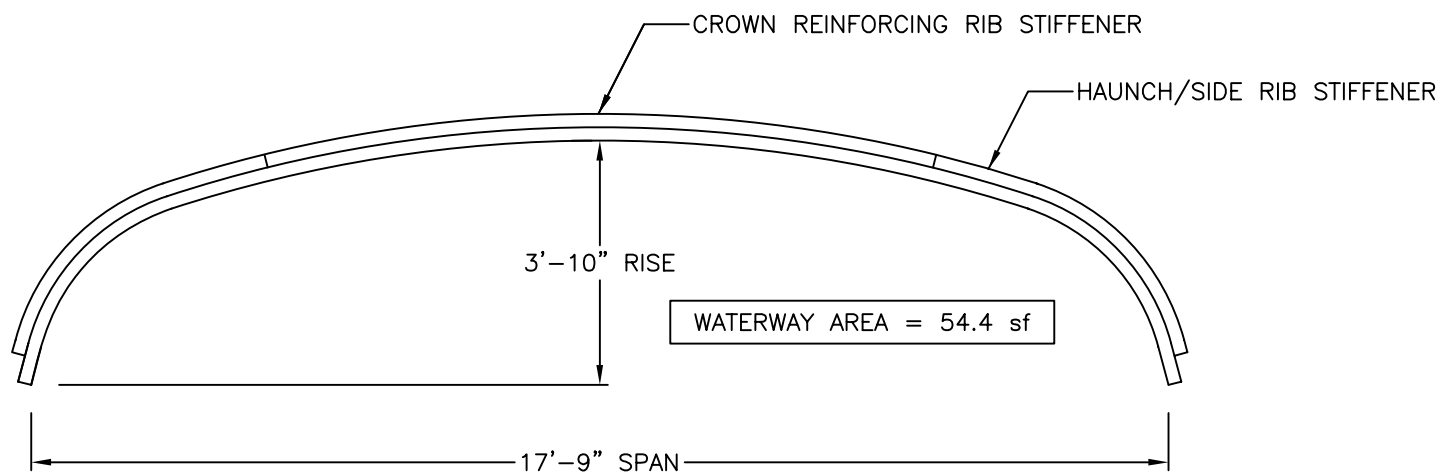

Page Number: 1 OF 1

Date Drawn: 2-13-09

Drawn By: "BBK"

NOTES:

1. DIMENSIONS ARE SHOWN TO THE INSIDE OF THE CORRUGATION CRESTS.
2. DIMENSIONS ARE SUBJECT TO MANUFACTURING TOLERANCES.
3. PLATE LAYOUT WILL BE DETERMINED BY MANUFACTURER.
4. ALL REINFORCING PER MANUFACTURERS REQUIREMENTS.



LANE ENTERPRISES, INC.

ALUMINUM STRUCTURAL PLATE

BOX CULVERT DETAIL

17'-9" x 3'-10"

BC-A-17.75

Drawing Number:

1 OF 1

Page Number:

2-13-09

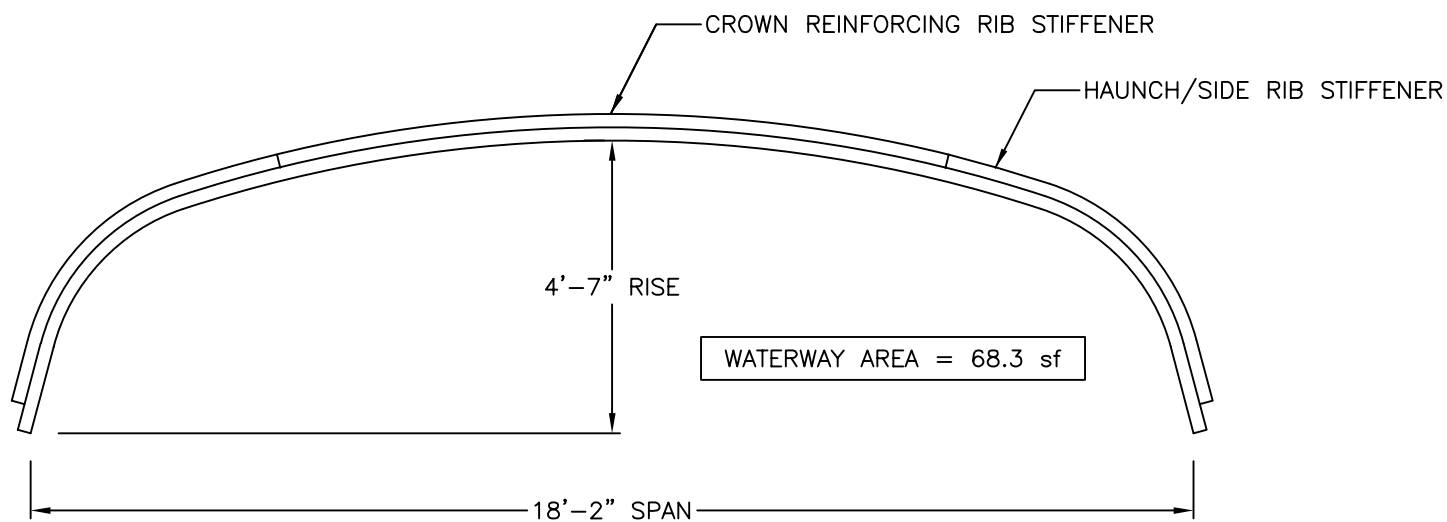

Date Drawn:

"BBK"

Drawn By:

NOTES:

1. DIMENSIONS ARE SHOWN TO THE INSIDE OF THE CORRUGATION CRESTS.
2. DIMENSIONS ARE SUBJECT TO MANUFACTURING TOLERANCES.
3. PLATE LAYOUT WILL BE DETERMINED BY MANUFACTURER.
4. ALL REINFORCING PER MANUFACTURERS REQUIREMENTS.



LANE ENTERPRISES, INC.

ALUMINUM STRUCTURAL PLATE

BOX CULVERT DETAIL

18'-2" x 4'-7"

Drawing Number: BC-A-18.17

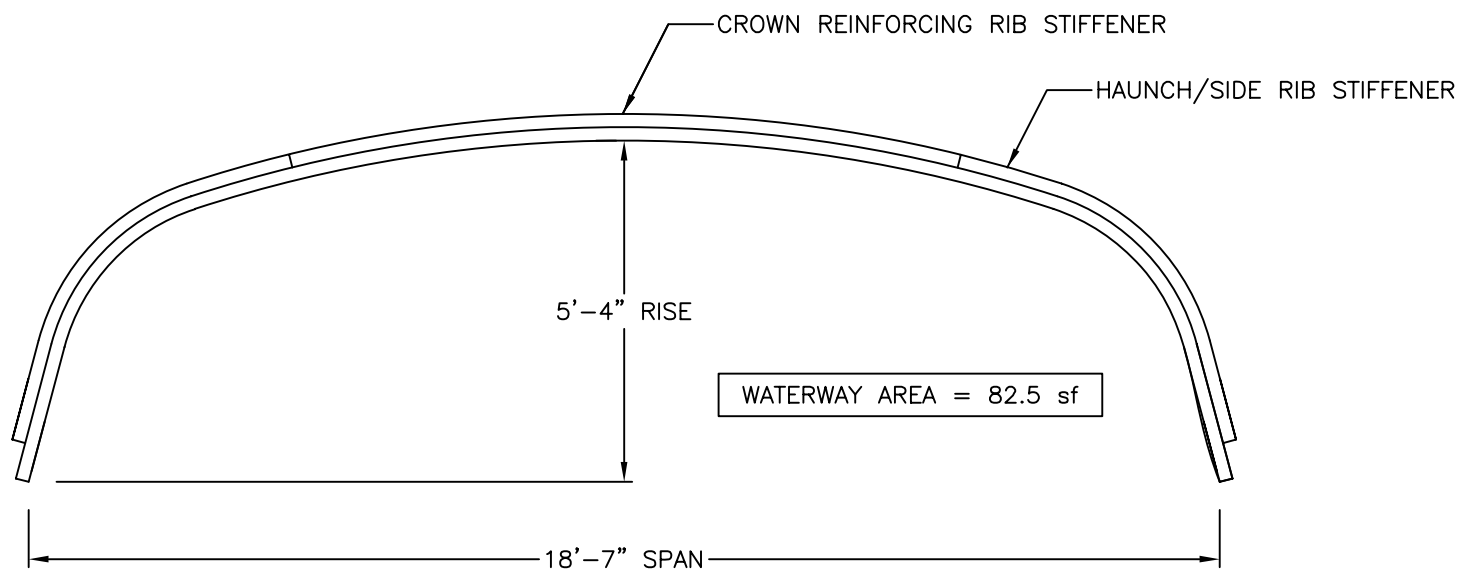

Page Number: 1 OF 1

Date Drawn: 2-13-09

Drawn By: "BBK"

NOTES:

1. DIMENSIONS ARE SHOWN TO THE INSIDE OF THE CORRUGATION CRESTS.
2. DIMENSIONS ARE SUBJECT TO MANUFACTURING TOLERANCES.
3. PLATE LAYOUT WILL BE DETERMINED BY MANUFACTURER.
4. ALL REINFORCING PER MANUFACTURERS REQUIREMENTS.



LANE ENTERPRISES, INC.

ALUMINUM STRUCTURAL PLATE

BOX CULVERT DETAIL

18'-7" x 5'-4"

Drawing Number: BC-A-18.58

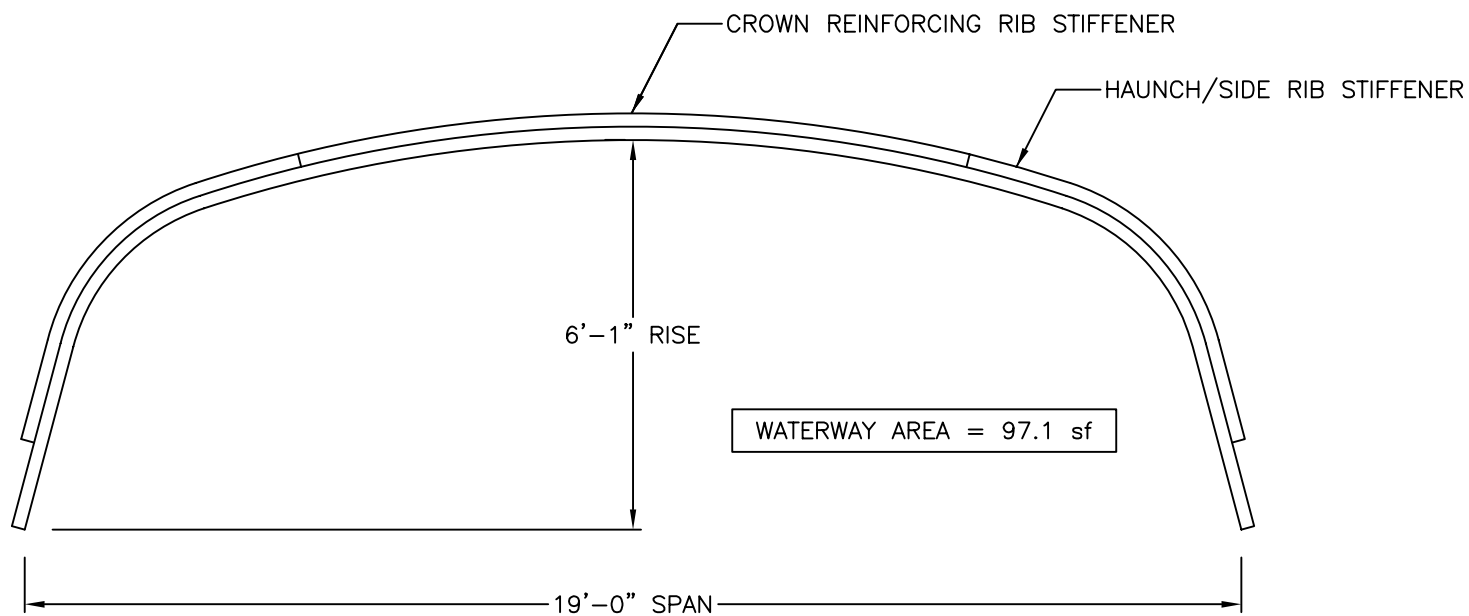
Page Number: 1 OF 1

Date Drawn: 2-13-09

Drawn By: "BBK"

NOTES:

1. DIMENSIONS ARE SHOWN TO THE INSIDE OF THE CORRUGATION CRESTS.
2. DIMENSIONS ARE SUBJECT TO MANUFACTURING TOLERANCES.
3. PLATE LAYOUT WILL BE DETERMINED BY MANUFACTURER.
4. ALL REINFORCING PER MANUFACTURERS REQUIREMENTS.



LANE ENTERPRISES, INC.

ALUMINUM STRUCTURAL PLATE

BOX CULVERT DETAIL

19'-0" x 6'-1"

Drawing Number: BC-A-19.0

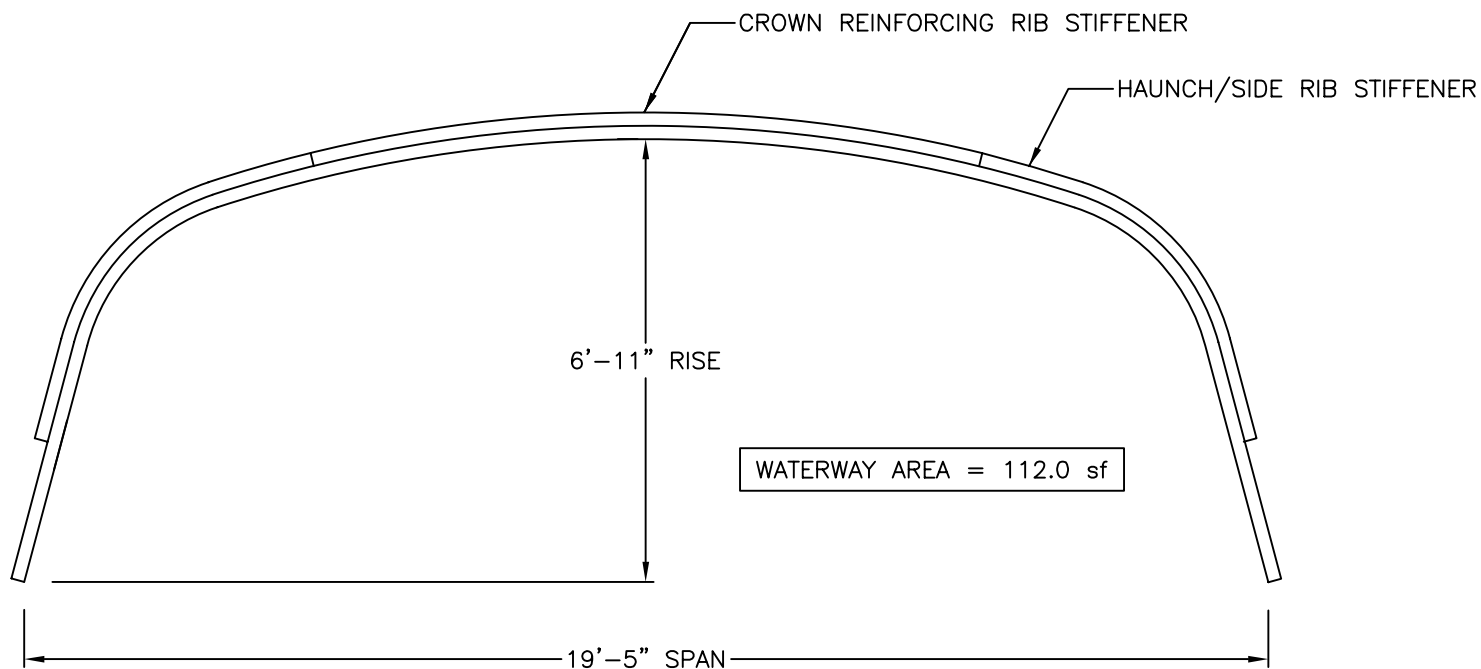

Page Number: 1 OF 1

Date Drawn: 2-13-09

Drawn By: "BBK"

NOTES:

1. DIMENSIONS ARE SHOWN TO THE INSIDE OF THE CORRUGATION CRESTS.
2. DIMENSIONS ARE SUBJECT TO MANUFACTURING TOLERANCES.
3. PLATE LAYOUT WILL BE DETERMINED BY MANUFACTURER.
4. ALL REINFORCING PER MANUFACTURERS REQUIREMENTS.



LANE ENTERPRISES, INC.

ALUMINUM STRUCTURAL PLATE

BOX CULVERT DETAIL

19'-5" x 6'-11"

Drawing Number: BC-A-19.42-1

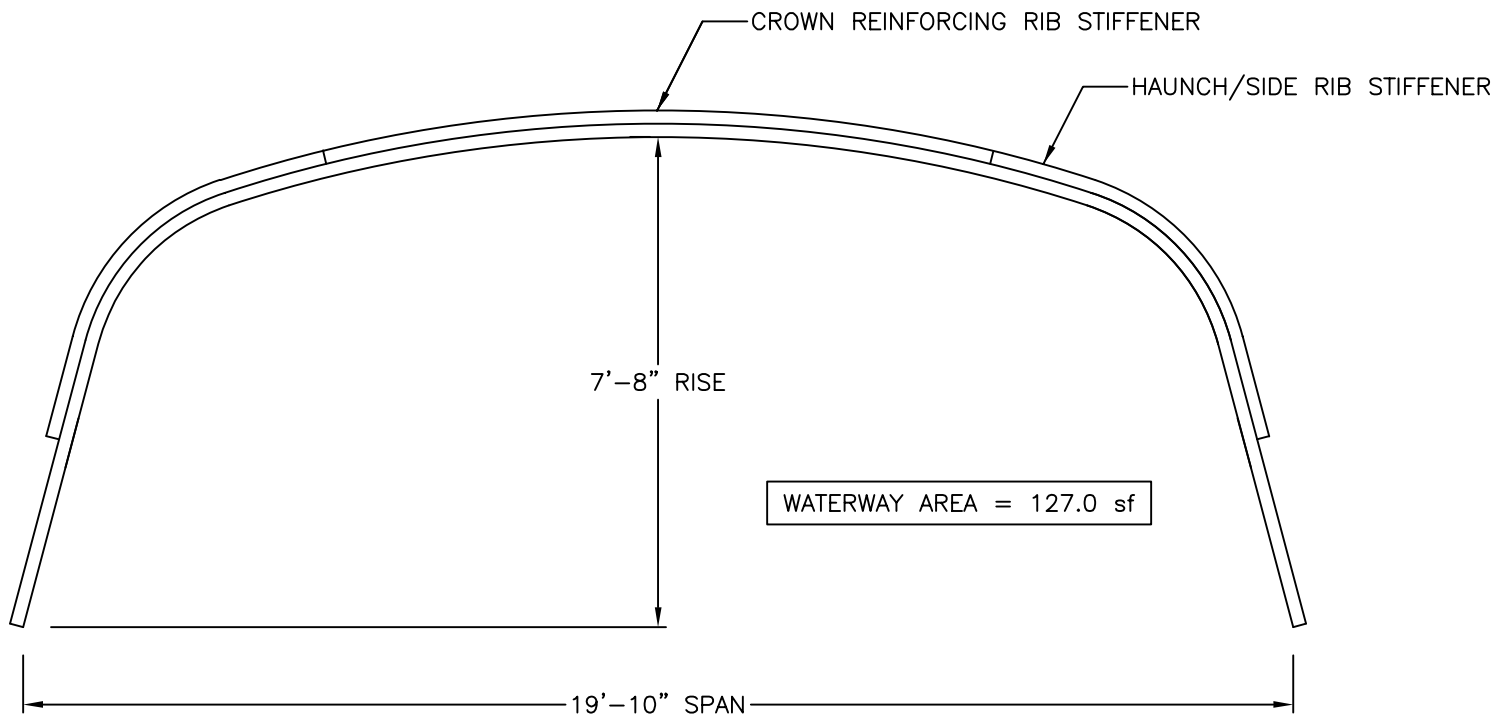

Page Number: 1 OF 1

Date Drawn: 2-13-09

Drawn By: "BBK"

NOTES:

1. DIMENSIONS ARE SHOWN TO THE INSIDE OF THE CORRUGATION CRESTS.
2. DIMENSIONS ARE SUBJECT TO MANUFACTURING TOLERANCES.
3. PLATE LAYOUT WILL BE DETERMINED BY MANUFACTURER.
4. ALL REINFORCING PER MANUFACTURERS REQUIREMENTS.



LANE ENTERPRISES, INC.

ALUMINUM STRUCTURAL PLATE

BOX CULVERT DETAIL

19'-10" x 7'-8"

Drawing Number: BC-A-19.83

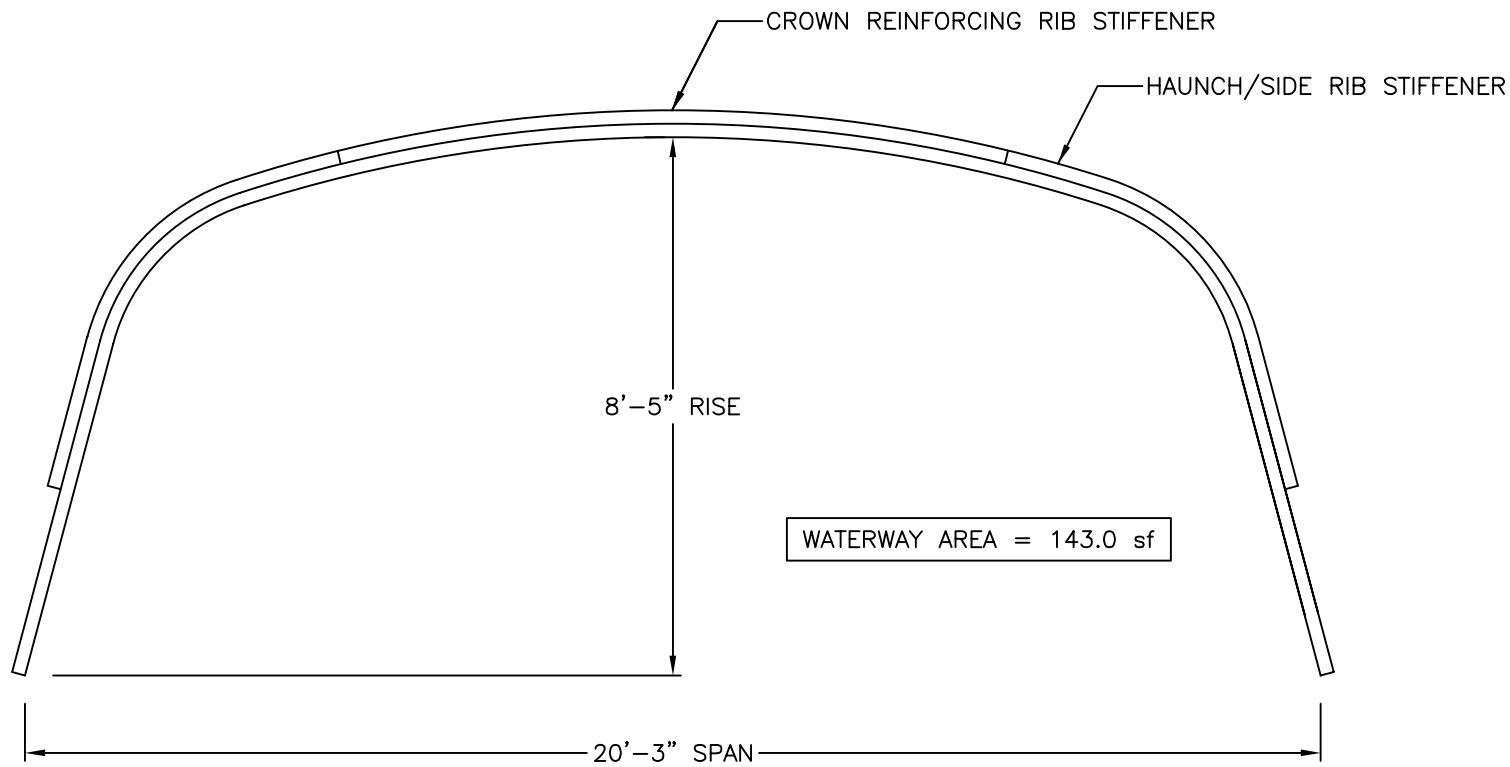
Page Number: 1 OF 1

Date Drawn: 2-16-09

Drawn By: "BBK"

NOTES:

1. DIMENSIONS ARE SHOWN TO THE INSIDE OF THE CORRUGATION CRESTS.
2. DIMENSIONS ARE SUBJECT TO MANUFACTURING TOLERANCES.
3. PLATE LAYOUT WILL BE DETERMINED BY MANUFACTURER.
4. ALL REINFORCING PER MANUFACTURERS REQUIREMENTS.

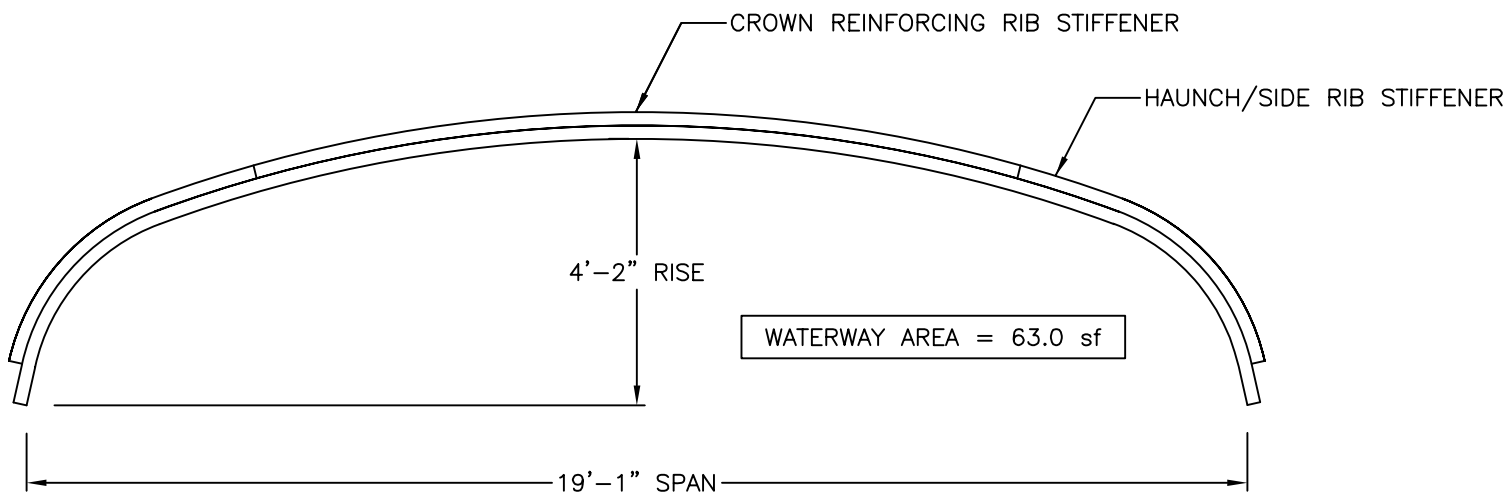



LANE ENTERPRISES, INC.
ALUMINUM STRUCTURAL PLATE
BOX CULVERT DETAIL
20'-3" x 8'-5"

Drawing Number:	BC-A-20.25
Page Number:	1 OF 1
Date Drawn:	2-16-09
Drawn By:	"BBK"

NOTES:

1. DIMENSIONS ARE SHOWN TO THE INSIDE OF THE CORRUGATION CRESTS.
2. DIMENSIONS ARE SUBJECT TO MANUFACTURING TOLERANCES.
3. PLATE LAYOUT WILL BE DETERMINED BY MANUFACTURER.
4. ALL REINFORCING PER MANUFACTURERS REQUIREMENTS.



LANE ENTERPRISES, INC.

ALUMINUM STRUCTURAL PLATE

BOX CULVERT DETAIL

19'-1" x 4'-2"

Drawing Number: BC-A-19.08

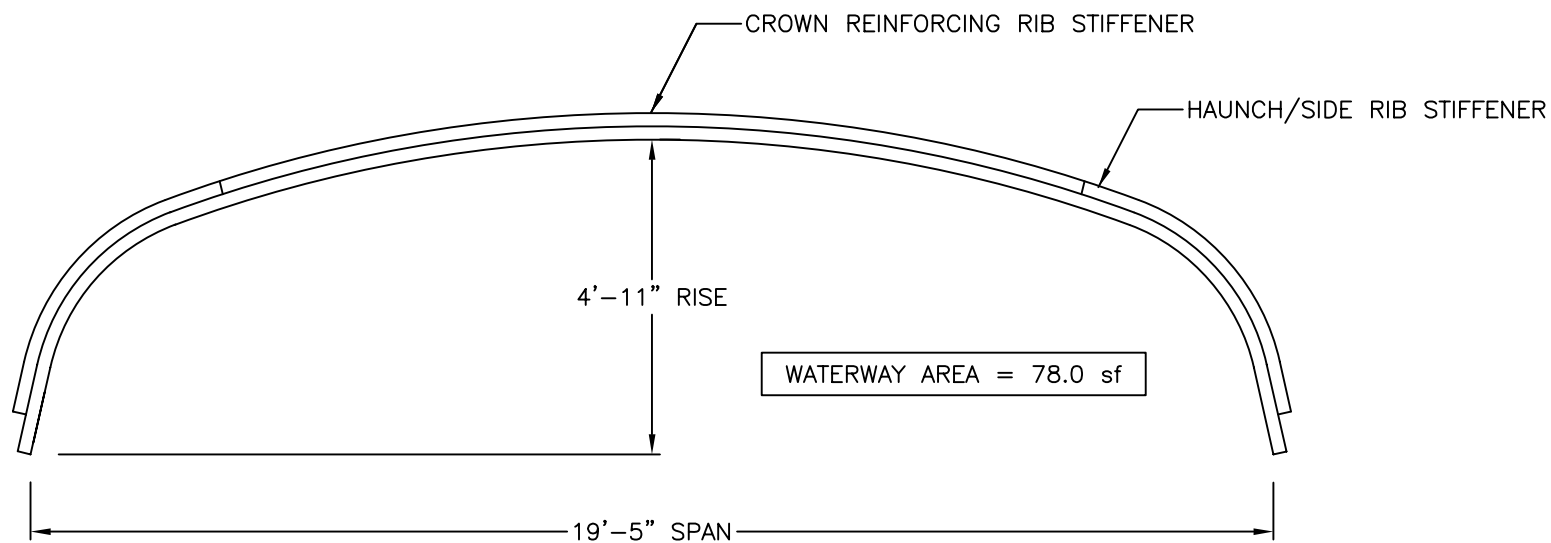

Page Number: 1 OF 1

Date Drawn: 2-16-09

Drawn By: "BBK"

NOTES:

1. DIMENSIONS ARE SHOWN TO THE INSIDE OF THE CORRUGATION CRESTS.
2. DIMENSIONS ARE SUBJECT TO MANUFACTURING TOLERANCES.
3. PLATE LAYOUT WILL BE DETERMINED BY MANUFACTURER.
4. ALL REINFORCING PER MANUFACTURERS REQUIREMENTS.



LANE ENTERPRISES, INC.

ALUMINUM STRUCTURAL PLATE

BOX CULVERT DETAIL

19'-5" x 4'-11"

Drawing Number: BC-A-19.42-2

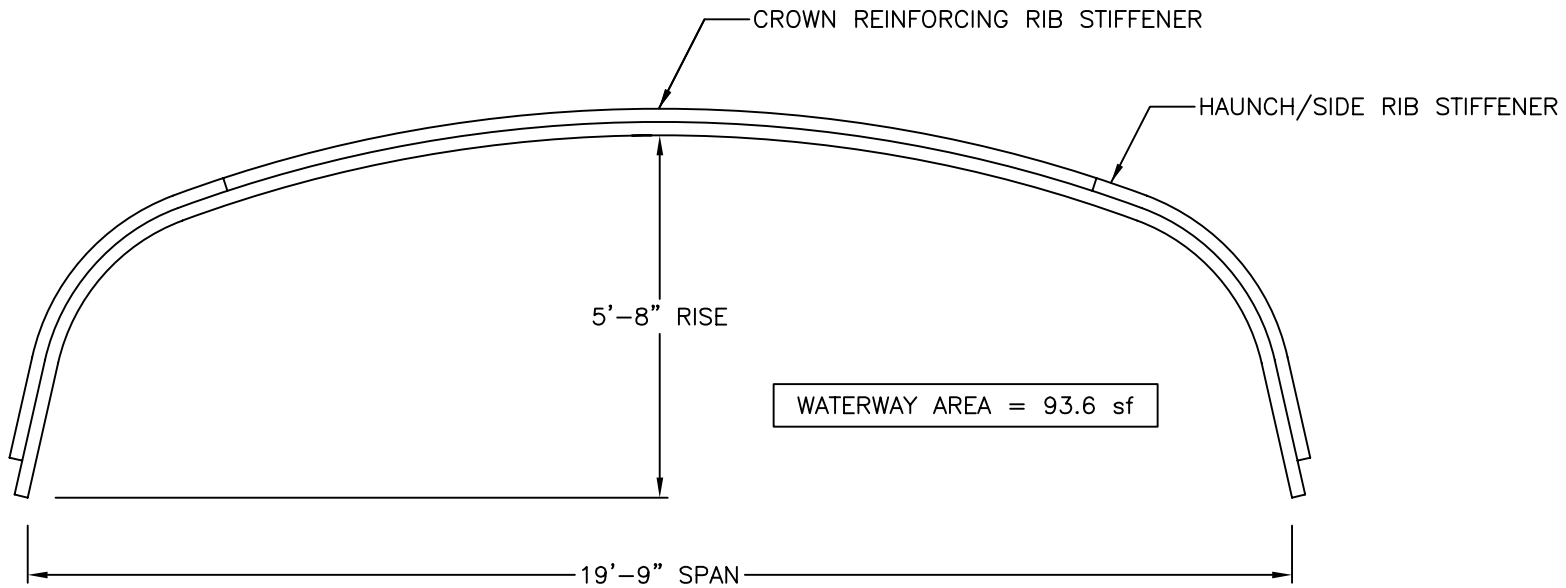

Page Number: 1 OF 1

Date Drawn: 2-16-09

Drawn By: "BBK"

NOTES:

1. DIMENSIONS ARE SHOWN TO THE INSIDE OF THE CORRUGATION CRESTS.
2. DIMENSIONS ARE SUBJECT TO MANUFACTURING TOLERANCES.
3. PLATE LAYOUT WILL BE DETERMINED BY MANUFACTURER.
4. ALL REINFORCING PER MANUFACTURERS REQUIREMENTS.



LANE ENTERPRISES, INC.

ALUMINUM STRUCTURAL PLATE

BOX CULVERT DETAIL

19'-9" x 5'-8"

Drawing Number: BC-A-19.75


Page Number: 1 OF 1

Date Drawn: 2-16-09

Drawn By: "BBK"

NOTES:

1. DIMENSIONS ARE SHOWN TO THE INSIDE OF THE CORRUGATION CRESTS.
2. DIMENSIONS ARE SUBJECT TO MANUFACTURING TOLERANCES.
3. PLATE LAYOUT WILL BE DETERMINED BY MANUFACTURER.
4. ALL REINFORCING PER MANUFACTURERS REQUIREMENTS.



LANE ENTERPRISES, INC.

ALUMINUM STRUCTURAL PLATE

BOX CULVERT DETAIL

20'-1" x 6'-6"

Drawing Number: BC-A-20.08

Page Number: 1 OF 1

Date Drawn: 2-16-09

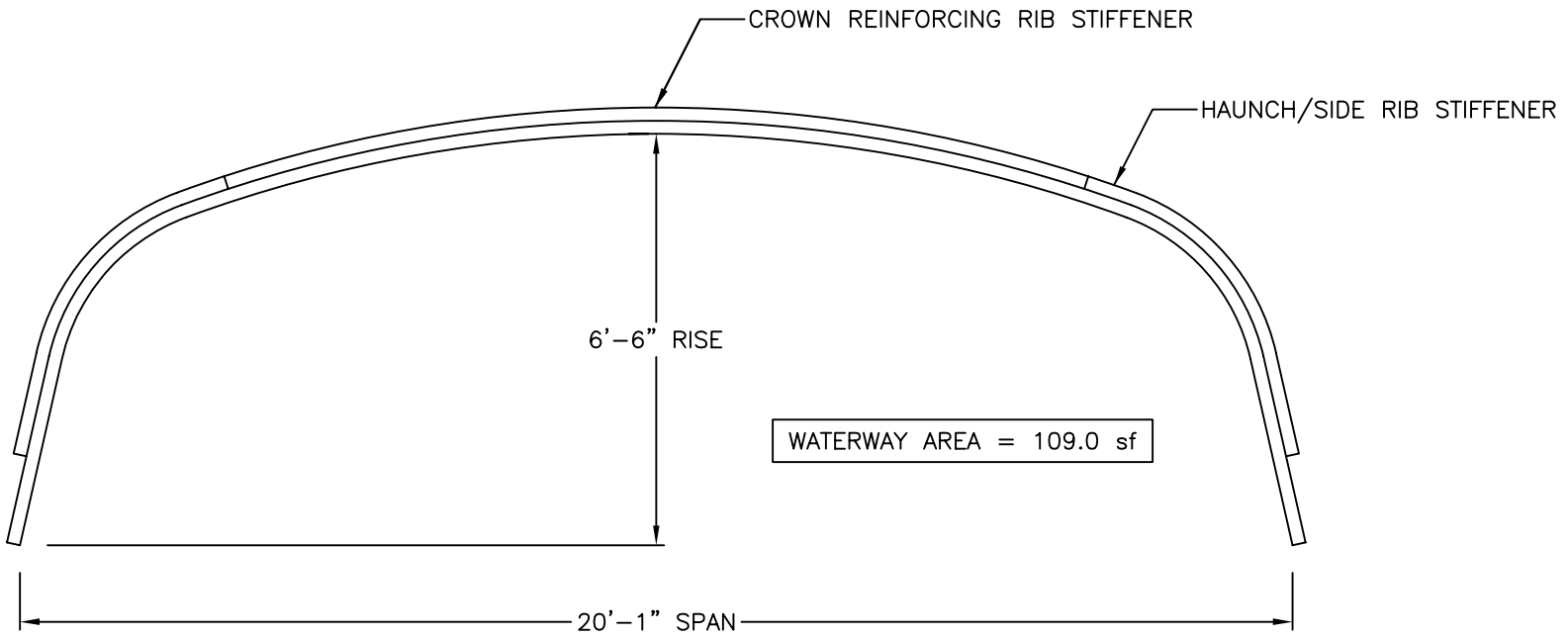
Drawn By: "BBK"

Drawing Number:

Page Number:

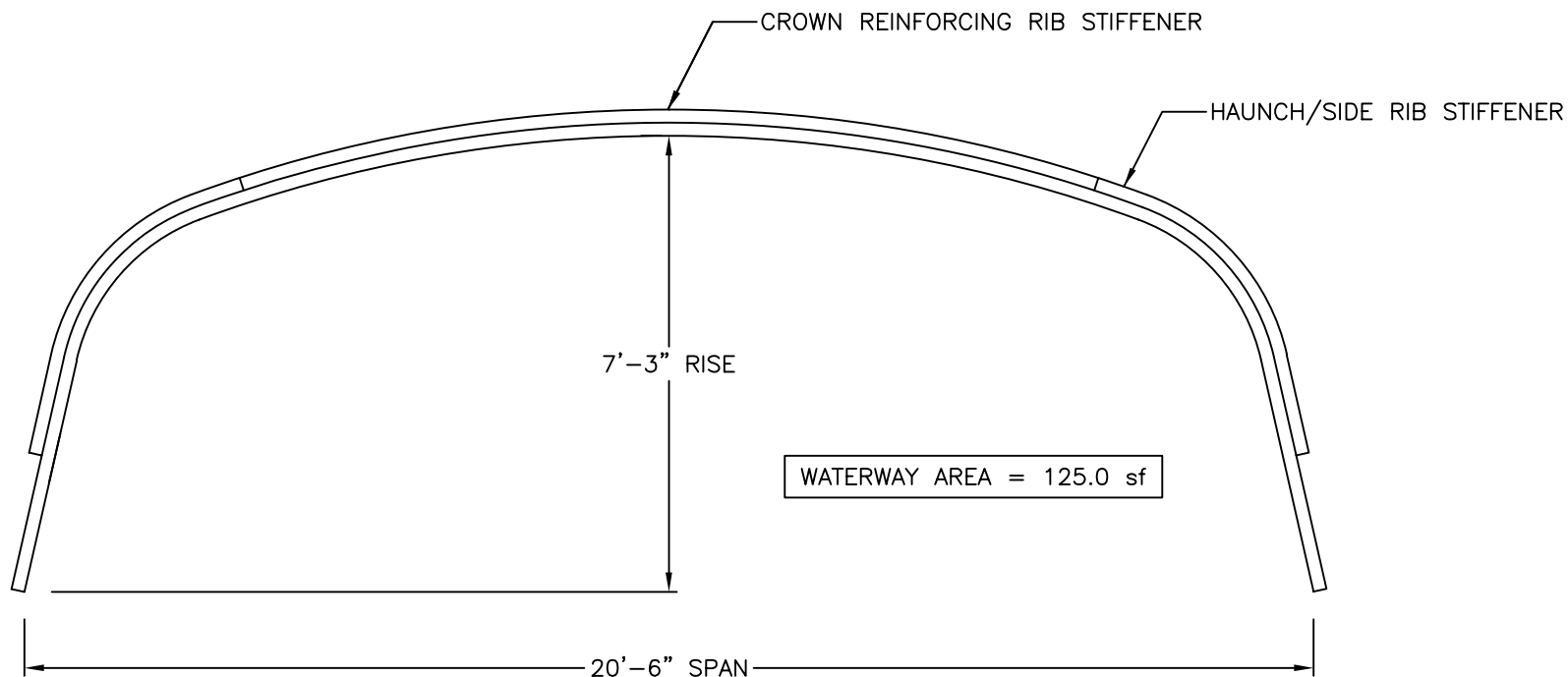
Date Drawn:

Drawn By:



NOTES:

1. DIMENSIONS ARE SHOWN TO THE INSIDE OF THE CORRUGATION CRESTS.
2. DIMENSIONS ARE SUBJECT TO MANUFACTURING TOLERANCES.
3. PLATE LAYOUT WILL BE DETERMINED BY MANUFACTURER.
4. ALL REINFORCING PER MANUFACTURERS REQUIREMENTS.



LANE ENTERPRISES, INC.

ALUMINUM STRUCTURAL PLATE

BOX CULVERT DETAIL

20'-6" x 7'-3"

Drawing Number: BC-A-20.50

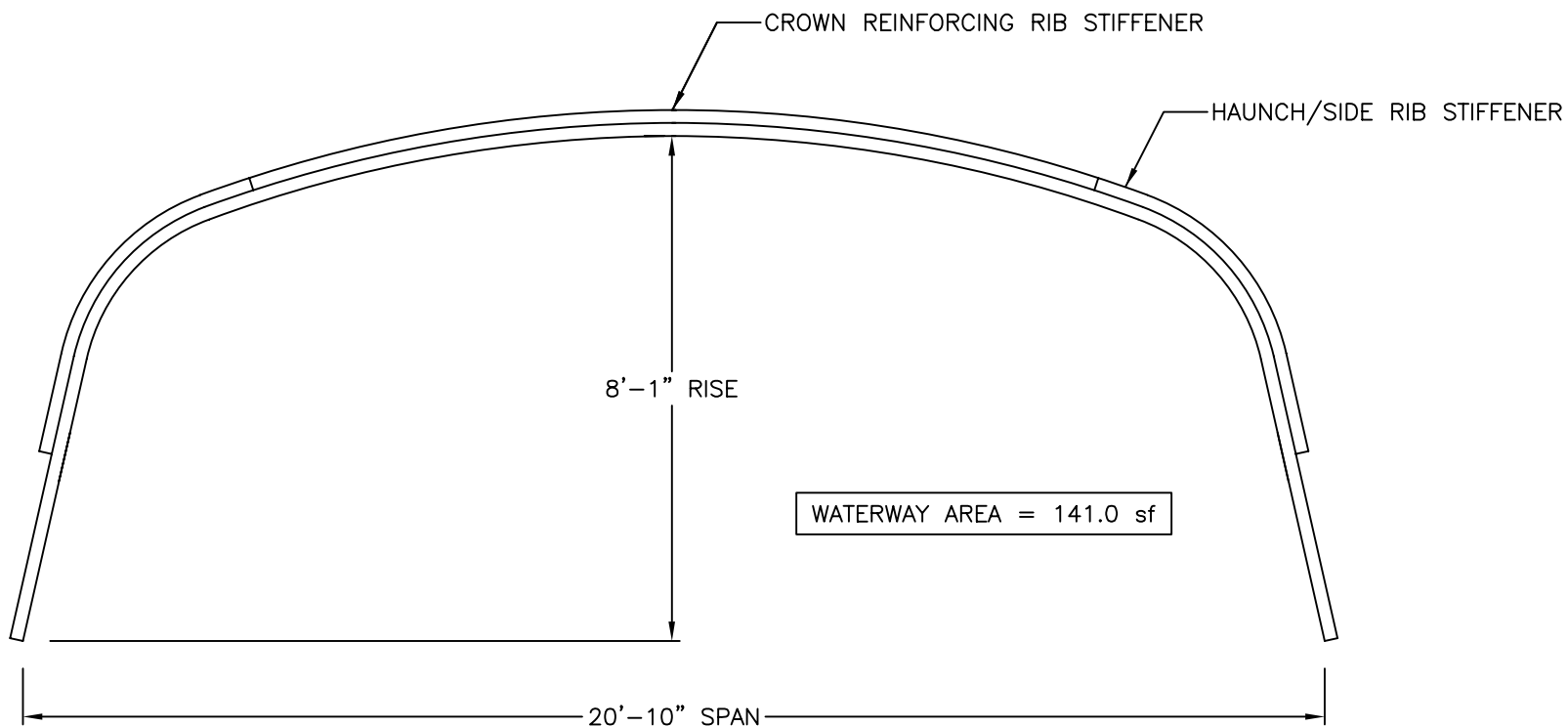

Page Number: 1 OF 1

Date Drawn: 2-19-09

Drawn By: "BBK"

NOTES:

1. DIMENSIONS ARE SHOWN TO THE INSIDE OF THE CORRUGATION CRESTS.
2. DIMENSIONS ARE SUBJECT TO MANUFACTURING TOLERANCES.
3. PLATE LAYOUT WILL BE DETERMINED BY MANUFACTURER.
4. ALL REINFORCING PER MANUFACTURERS REQUIREMENTS.



LANE ENTERPRISES, INC.

ALUMINUM STRUCTURAL PLATE

BOX CULVERT DETAIL

20'-10" x 8'-1"

Drawing Number: BC-A-20.83-1


Page Number: 1 OF 1

Date Drawn: 2-19-09

Drawn By: "BBK"

NOTES:

1. DIMENSIONS ARE SHOWN TO THE INSIDE OF THE CORRUGATION CRESTS.
2. DIMENSIONS ARE SUBJECT TO MANUFACTURING TOLERANCES.
3. PLATE LAYOUT WILL BE DETERMINED BY MANUFACTURER.
4. ALL REINFORCING PER MANUFACTURERS REQUIREMENTS.



LANE ENTERPRISES, INC.

ALUMINUM STRUCTURAL PLATE

BOX CULVERT DETAIL

21'-2" x 8'-10"

BC-A-21.17

1 OF 1

2-19-09

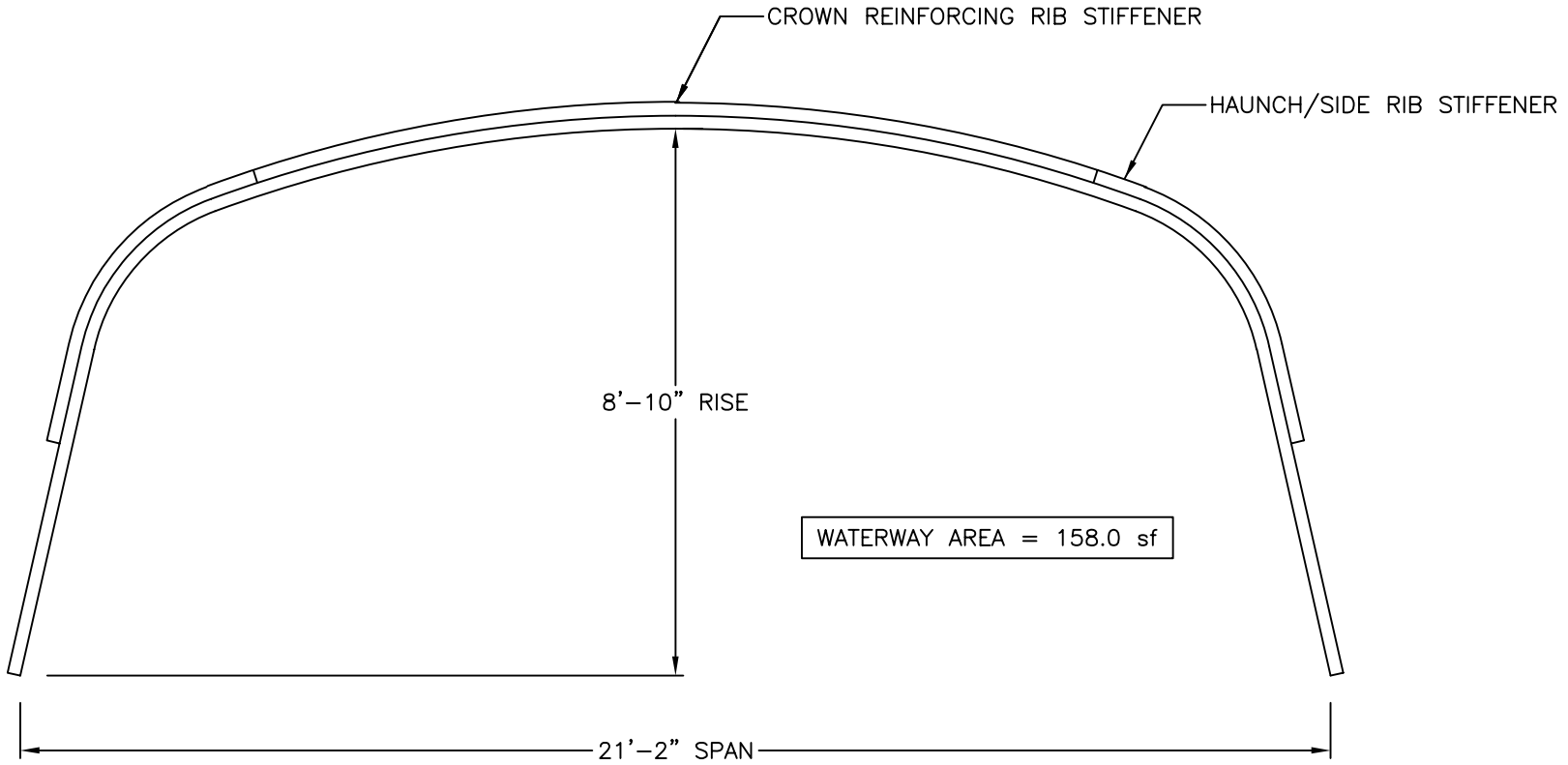
"BBK"

Drawing Number:

Page Number:


Date Drawn:

Drawn By:



NOTES:

1. DIMENSIONS ARE SHOWN TO THE INSIDE OF THE CORRUGATION CRESTS.
2. DIMENSIONS ARE SUBJECT TO MANUFACTURING TOLERANCES.
3. PLATE LAYOUT WILL BE DETERMINED BY MANUFACTURER.
4. ALL REINFORCING PER MANUFACTURERS REQUIREMENTS.



LANE ENTERPRISES, INC.

ALUMINUM STRUCTURAL PLATE
BOX CULVERT DETAIL
20'-4" x 4'-6"

BC-A-20.33

1 OF 1

2-19-09

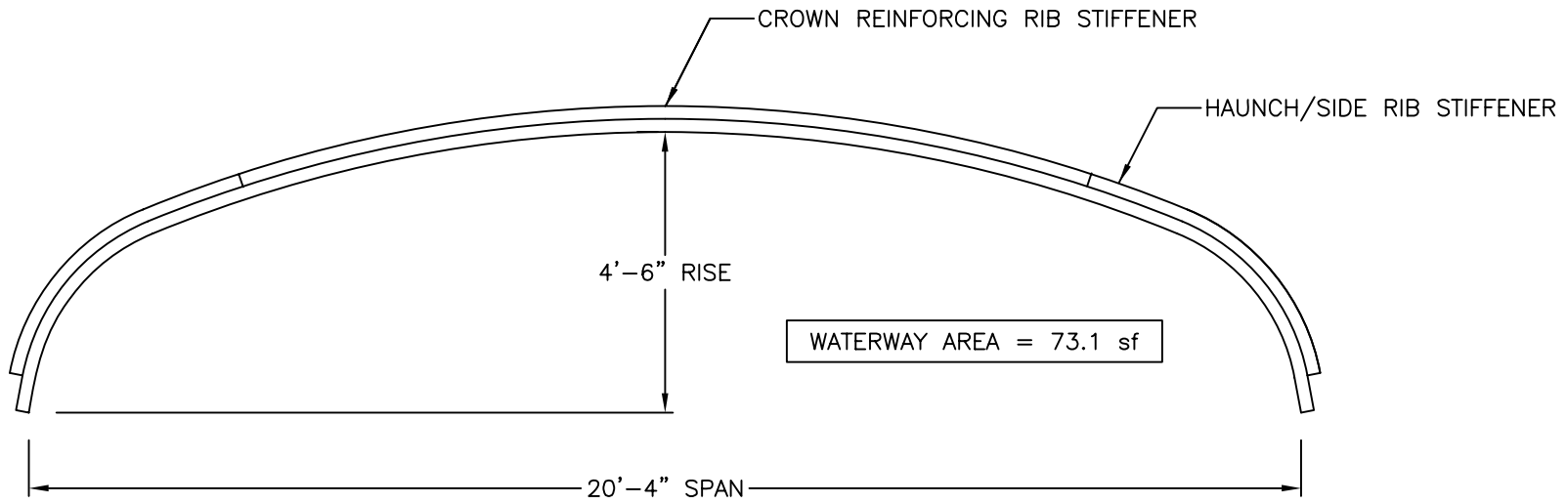
"BBK"

Drawing Number:

Page Number:

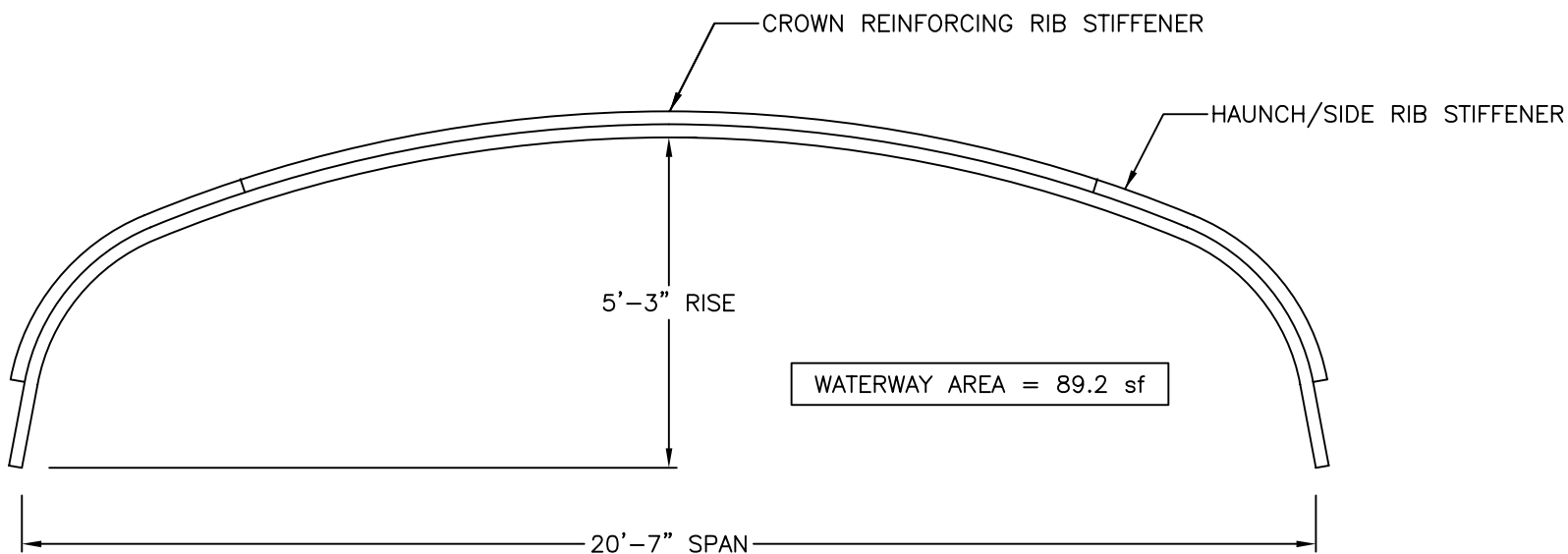

Date Drawn:

Drawn By:



NOTES:

1. DIMENSIONS ARE SHOWN TO THE INSIDE OF THE CORRUGATION CRESTS.
2. DIMENSIONS ARE SUBJECT TO MANUFACTURING TOLERANCES.
3. PLATE LAYOUT WILL BE DETERMINED BY MANUFACTURER.
4. ALL REINFORCING PER MANUFACTURERS REQUIREMENTS.



LANE ENTERPRISES, INC.

ALUMINUM STRUCTURAL PLATE

BOX CULVERT DETAIL

20'-7" x 5'-3"

Drawing Number: BC-A-20.58

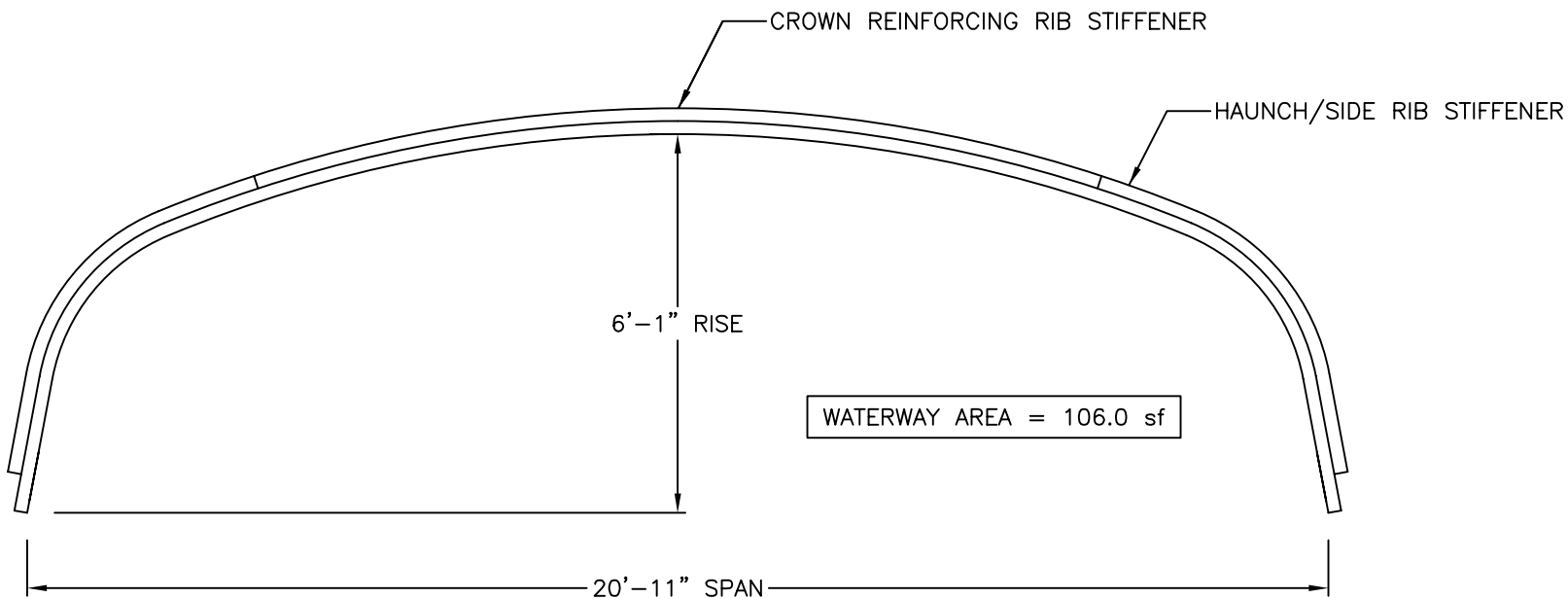

Page Number: 1 OF 1

Date Drawn: 2-19-09

Drawn By: "BBK"

NOTES:

1. DIMENSIONS ARE SHOWN TO THE INSIDE OF THE CORRUGATION CRESTS.
2. DIMENSIONS ARE SUBJECT TO MANUFACTURING TOLERANCES.
3. PLATE LAYOUT WILL BE DETERMINED BY MANUFACTURER.
4. ALL REINFORCING PER MANUFACTURERS REQUIREMENTS.



LANE ENTERPRISES, INC.

ALUMINUM STRUCTURAL PLATE

BOX CULVERT DETAIL

20'-11" x 6'-1"

Drawing Number: BC-A-20.92


Page Number: 1 OF 1

Date Drawn: 2-19-09

Drawn By: "BBK"

NOTES:

1. DIMENSIONS ARE SHOWN TO THE INSIDE OF THE CORRUGATION CRESTS.
2. DIMENSIONS ARE SUBJECT TO MANUFACTURING TOLERANCES.
3. PLATE LAYOUT WILL BE DETERMINED BY MANUFACTURER.
4. ALL REINFORCING PER MANUFACTURERS REQUIREMENTS.



LANE ENTERPRISES, INC.

ALUMINUM STRUCTURAL PLATE

BOX CULVERT DETAIL

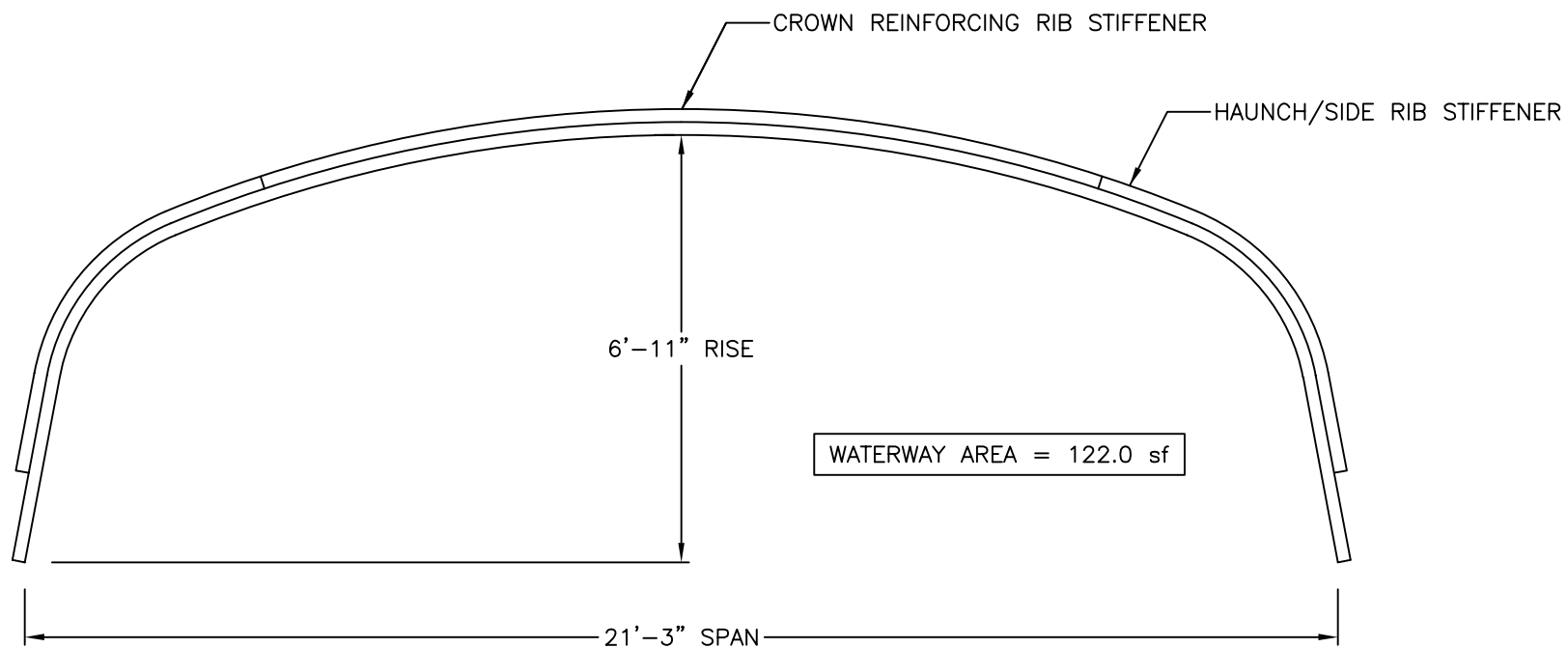
21'-3" x 6'-10"

Drawing Number: BC-A-21.25

Page Number: 1 OF 1

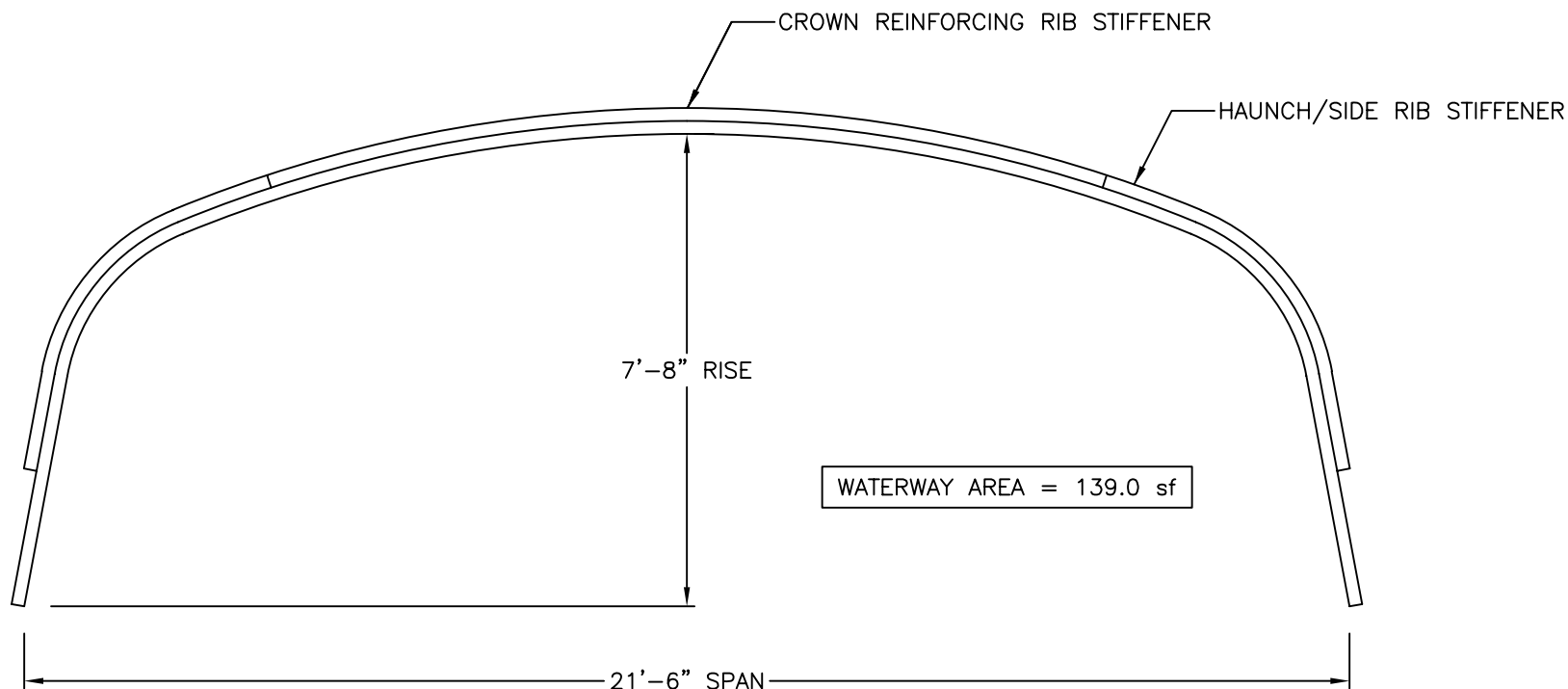

Date Drawn: 2-19-09

Drawn By: "BBK"



NOTES:

1. DIMENSIONS ARE SHOWN TO THE INSIDE OF THE CORRUGATION CRESTS.
2. DIMENSIONS ARE SUBJECT TO MANUFACTURING TOLERANCES.
3. PLATE LAYOUT WILL BE DETERMINED BY MANUFACTURER.
4. ALL REINFORCING PER MANUFACTURERS REQUIREMENTS.



LANE ENTERPRISES, INC.

ALUMINUM STRUCTURAL PLATE

BOX CULVERT DETAIL

21'-6" x 7'-8"

Drawing Number: BC-A-21.50

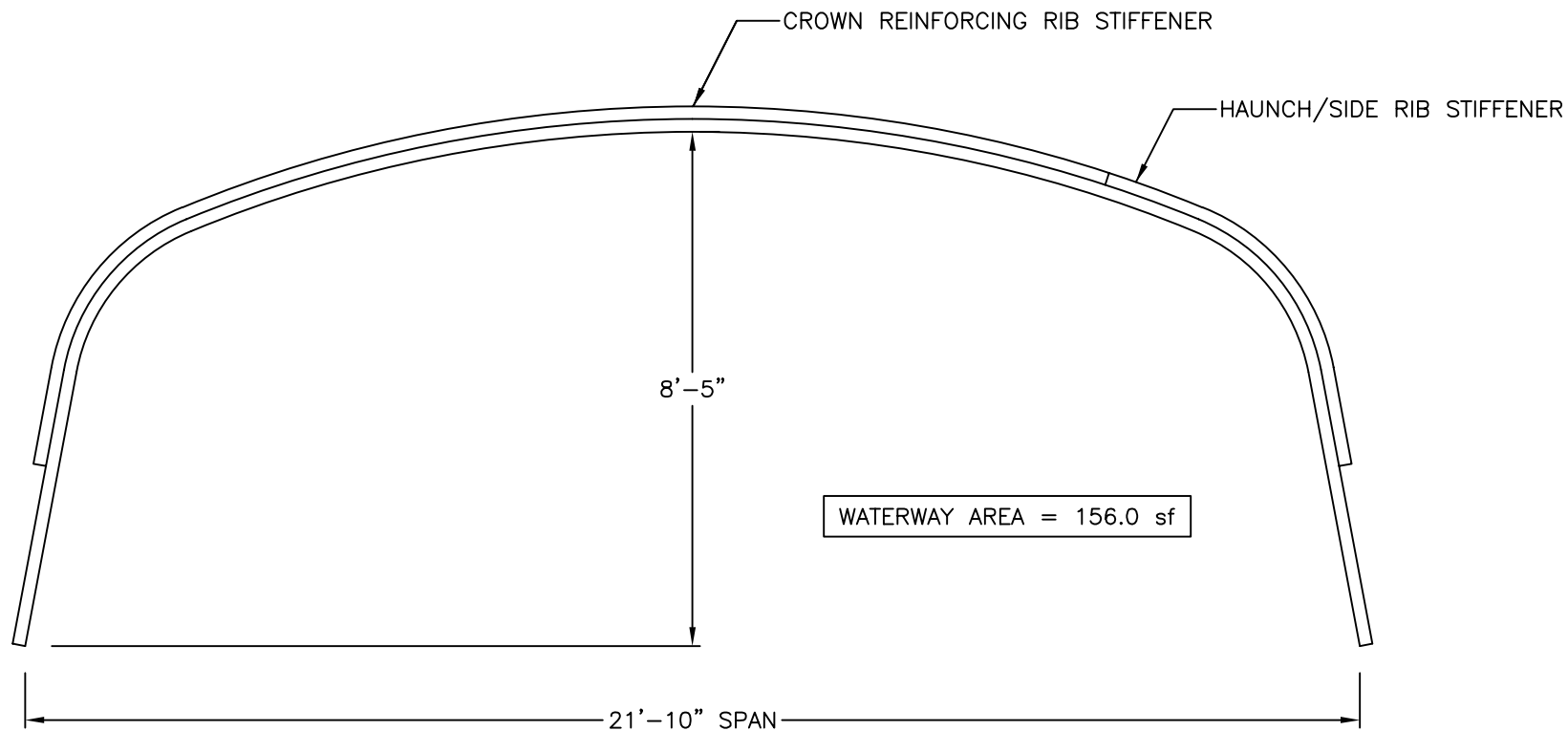

Page Number: 1 OF 1

Date Drawn: 2-19-09

Drawn By: "BBK"

NOTES:

1. DIMENSIONS ARE SHOWN TO THE INSIDE OF THE CORRUGATION CRESTS.
2. DIMENSIONS ARE SUBJECT TO MANUFACTURING TOLERANCES.
3. PLATE LAYOUT WILL BE DETERMINED BY MANUFACTURER.
4. ALL REINFORCING PER MANUFACTURERS REQUIREMENTS.



LANE ENTERPRISES, INC.

ALUMINUM STRUCTURAL PLATE

BOX CULVERT DETAIL

21'-10" x 8'-5"

Drawing Number: BC-A-21.83-1

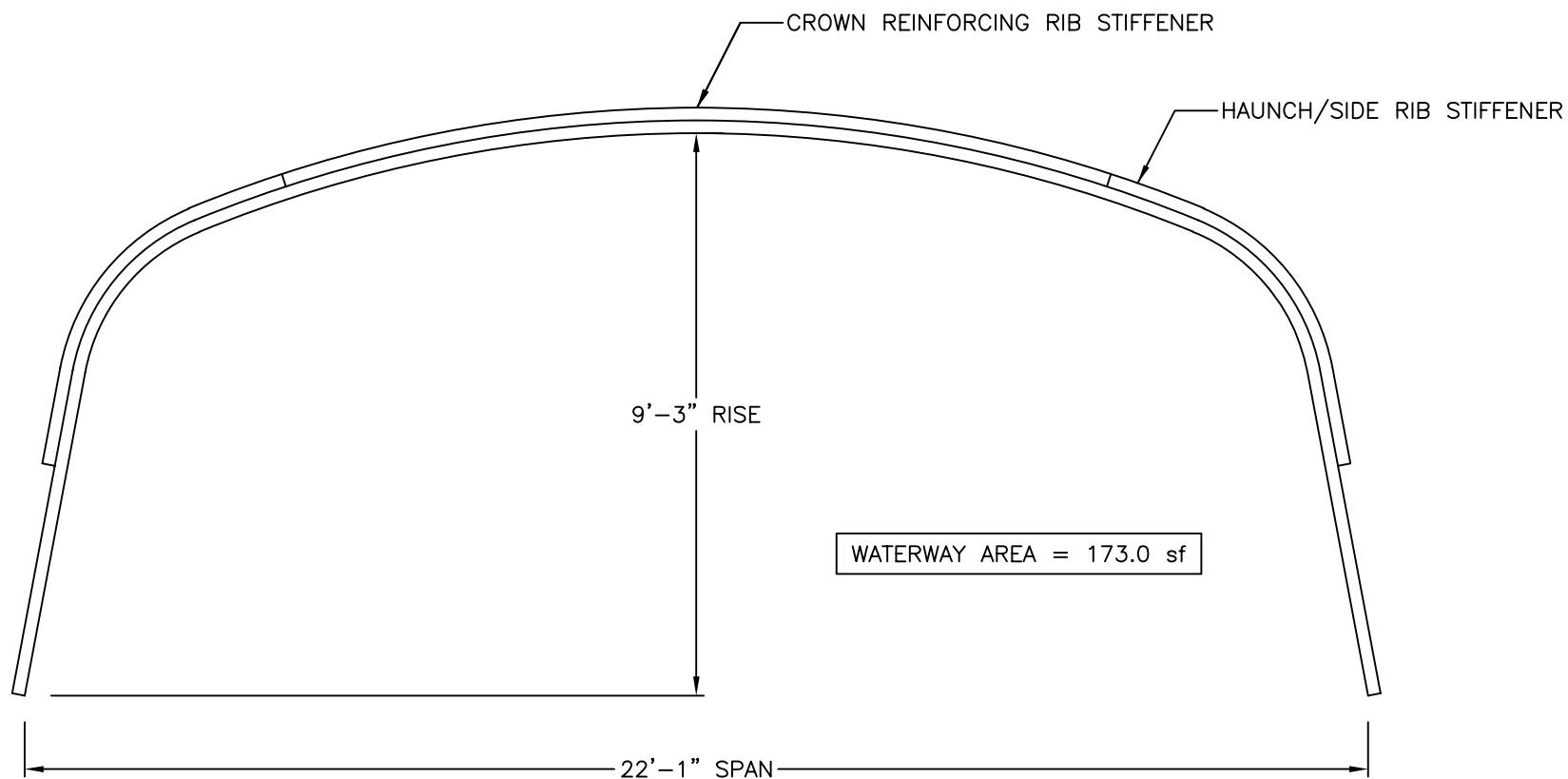

Page Number: 1 OF 1

Date Drawn: 2-19-09

Drawn By: "BBK"

NOTES:

1. DIMENSIONS ARE SHOWN TO THE INSIDE OF THE CORRUGATION CRESTS.
2. DIMENSIONS ARE SUBJECT TO MANUFACTURING TOLERANCES.
3. PLATE LAYOUT WILL BE DETERMINED BY MANUFACTURER.
4. ALL REINFORCING PER MANUFACTURERS REQUIREMENTS.



LANE ENTERPRISES, INC.

ALUMINUM STRUCTURAL PLATE

BOX CULVERT DETAIL

22'-1" x 9'-3"

Drawing Number: BC-A-22.08-1

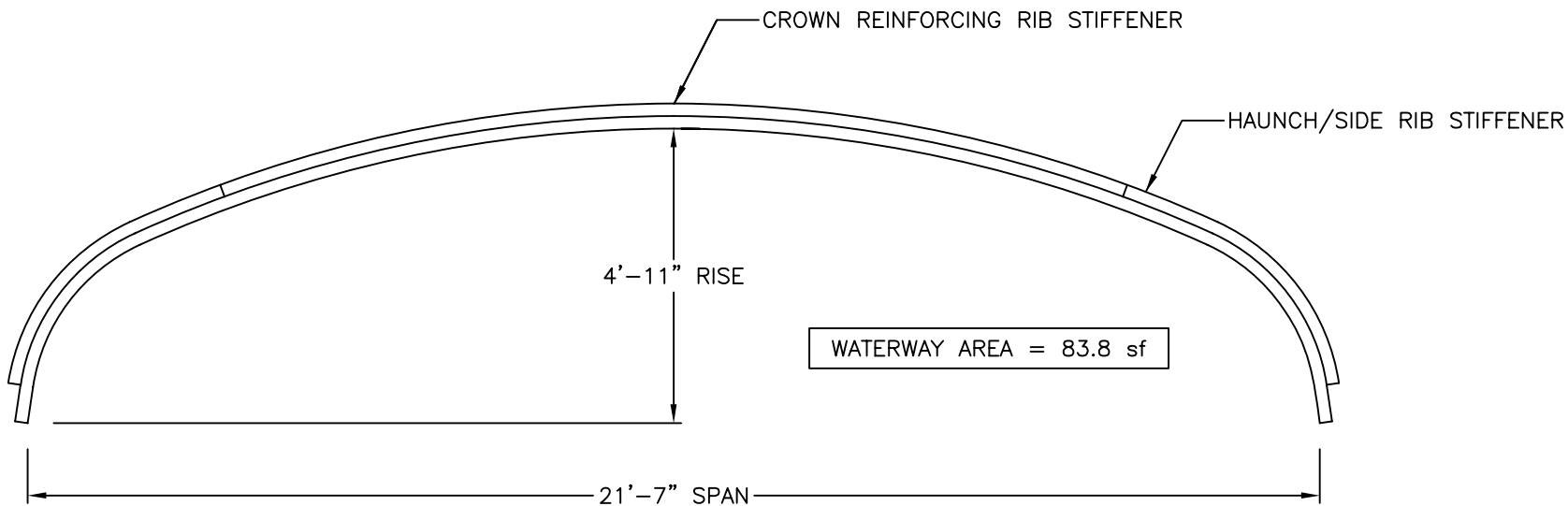

Page Number: 1 OF 1

Date Drawn: 2-19-09

Drawn By: "BBK"

NOTES:

1. DIMENSIONS ARE SHOWN TO THE INSIDE OF THE CORRUGATION CRESTS.
2. DIMENSIONS ARE SUBJECT TO MANUFACTURING TOLERANCES.
3. PLATE LAYOUT WILL BE DETERMINED BY MANUFACTURER.
4. ALL REINFORCING PER MANUFACTURERS REQUIREMENTS.



LANE ENTERPRISES, INC.

ALUMINUM STRUCTURAL PLATE

BOX CULVERT DETAIL

21'-7" x 4'-11"

Drawing Number: BC-A-21.58

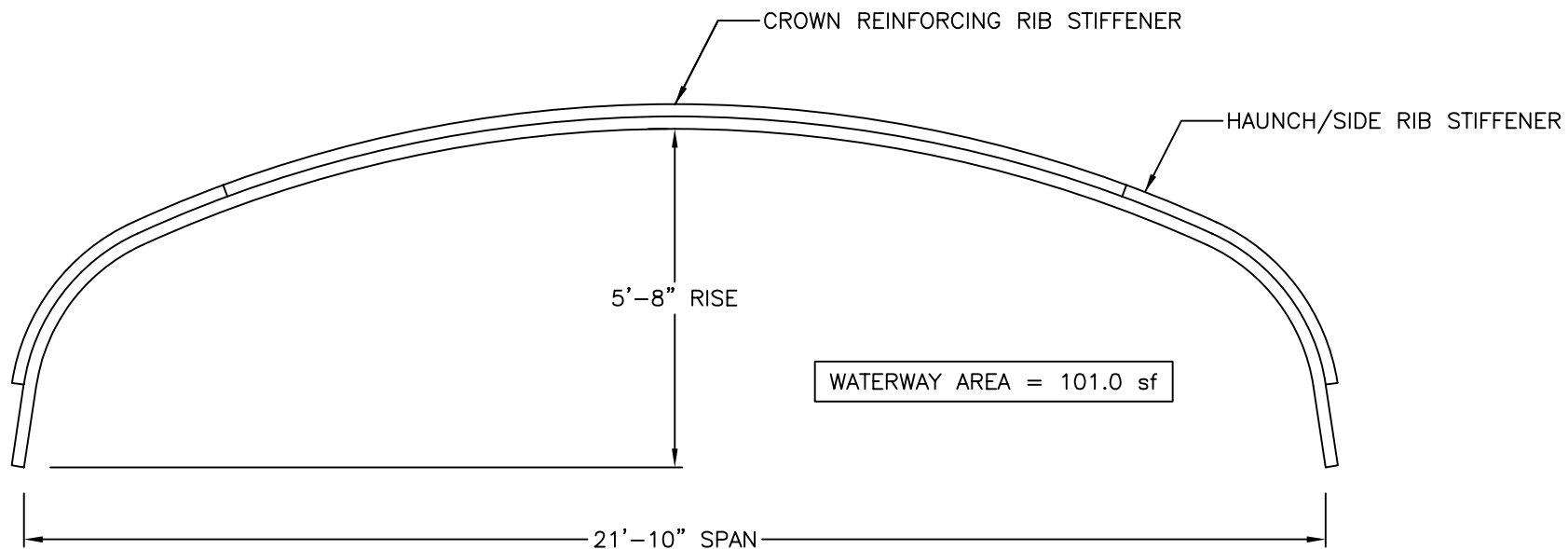
Page Number: 1 OF 1

Date Drawn: 2-25-09

Drawn By: "BBK"

NOTES:

1. DIMENSIONS ARE SHOWN TO THE INSIDE OF THE CORRUGATION CRESTS.
2. DIMENSIONS ARE SUBJECT TO MANUFACTURING TOLERANCES.
3. PLATE LAYOUT WILL BE DETERMINED BY MANUFACTURER.
4. ALL REINFORCING PER MANUFACTURERS REQUIREMENTS.



LANE ENTERPRISES, INC.

ALUMINUM STRUCTURAL PLATE

BOX CULVERT DETAIL

21'-10" x 5'-8"

Drawing Number: BC-A-21.83-2

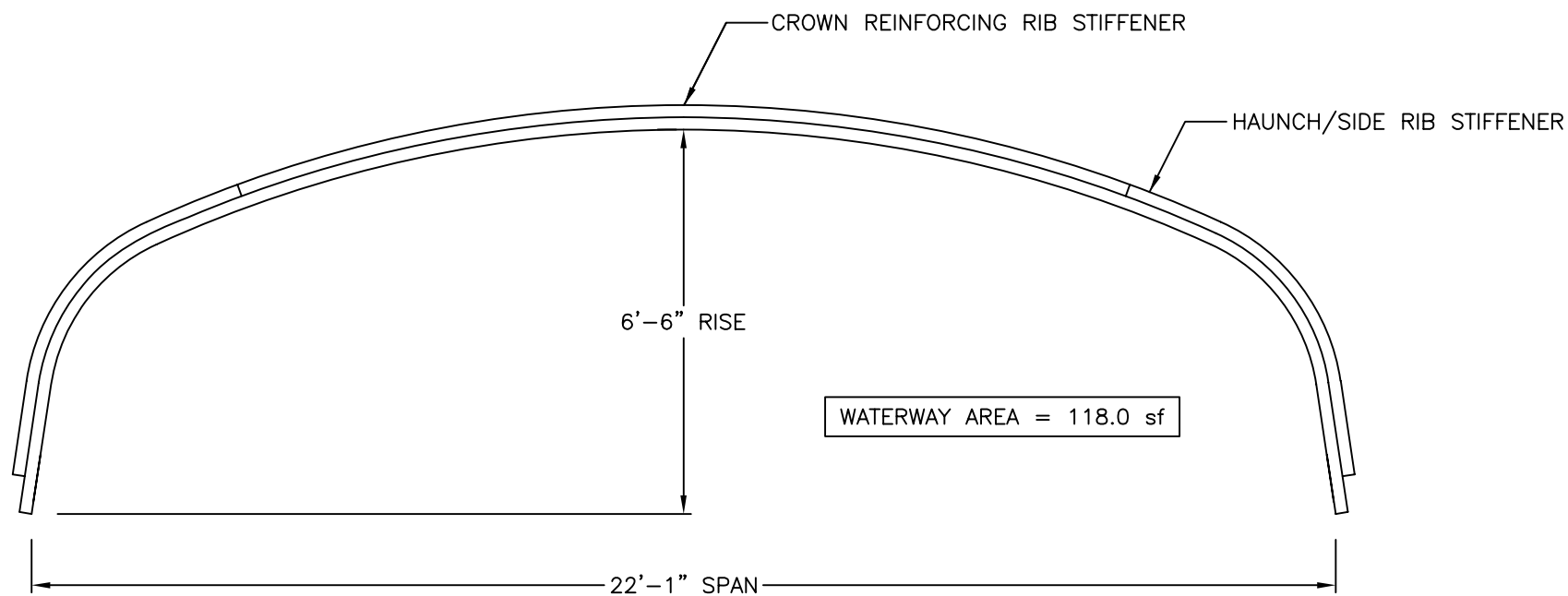

Page Number: 1 OF 1

Date Drawn: 2-25-09

Drawn By: "BBK"

NOTES:

1. DIMENSIONS ARE SHOWN TO THE INSIDE OF THE CORRUGATION CRESTS.
2. DIMENSIONS ARE SUBJECT TO MANUFACTURING TOLERANCES.
3. PLATE LAYOUT WILL BE DETERMINED BY MANUFACTURER.
4. ALL REINFORCING PER MANUFACTURERS REQUIREMENTS.



LANE ENTERPRISES, INC.

ALUMINUM STRUCTURAL PLATE

BOX CULVERT DETAIL

22'-1" x 6'-6"

Drawing Number: BC-A-22.08-2

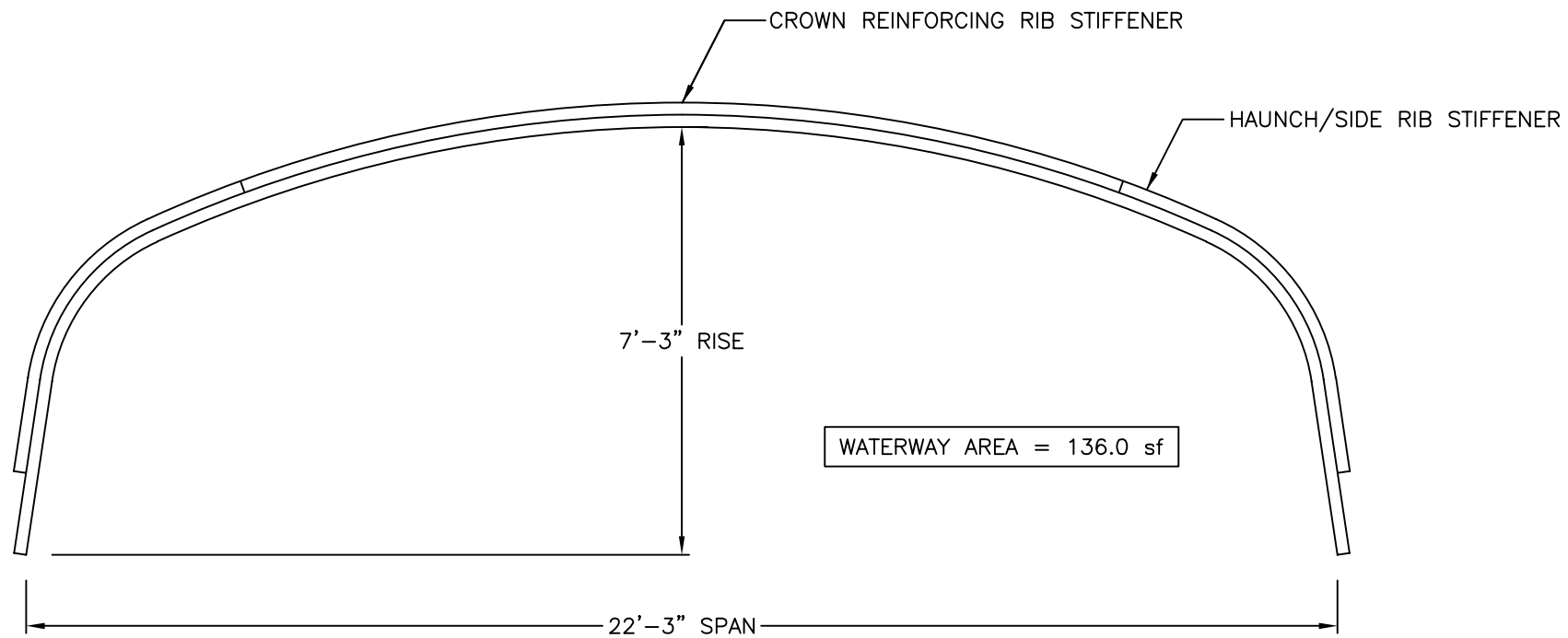

Page Number: 1 OF 1

Date Drawn: 2-25-09

Drawn By: "BBK"

NOTES:

1. DIMENSIONS ARE SHOWN TO THE INSIDE OF THE CORRUGATION CRESTS.
2. DIMENSIONS ARE SUBJECT TO MANUFACTURING TOLERANCES.
3. PLATE LAYOUT WILL BE DETERMINED BY MANUFACTURER.
4. ALL REINFORCING PER MANUFACTURERS REQUIREMENTS.



LANE ENTERPRISES, INC.

ALUMINUM STRUCTURAL PLATE

BOX CULVERT DETAIL

22'-3" x 7'-3"

Drawing Number: BC-A-22.25

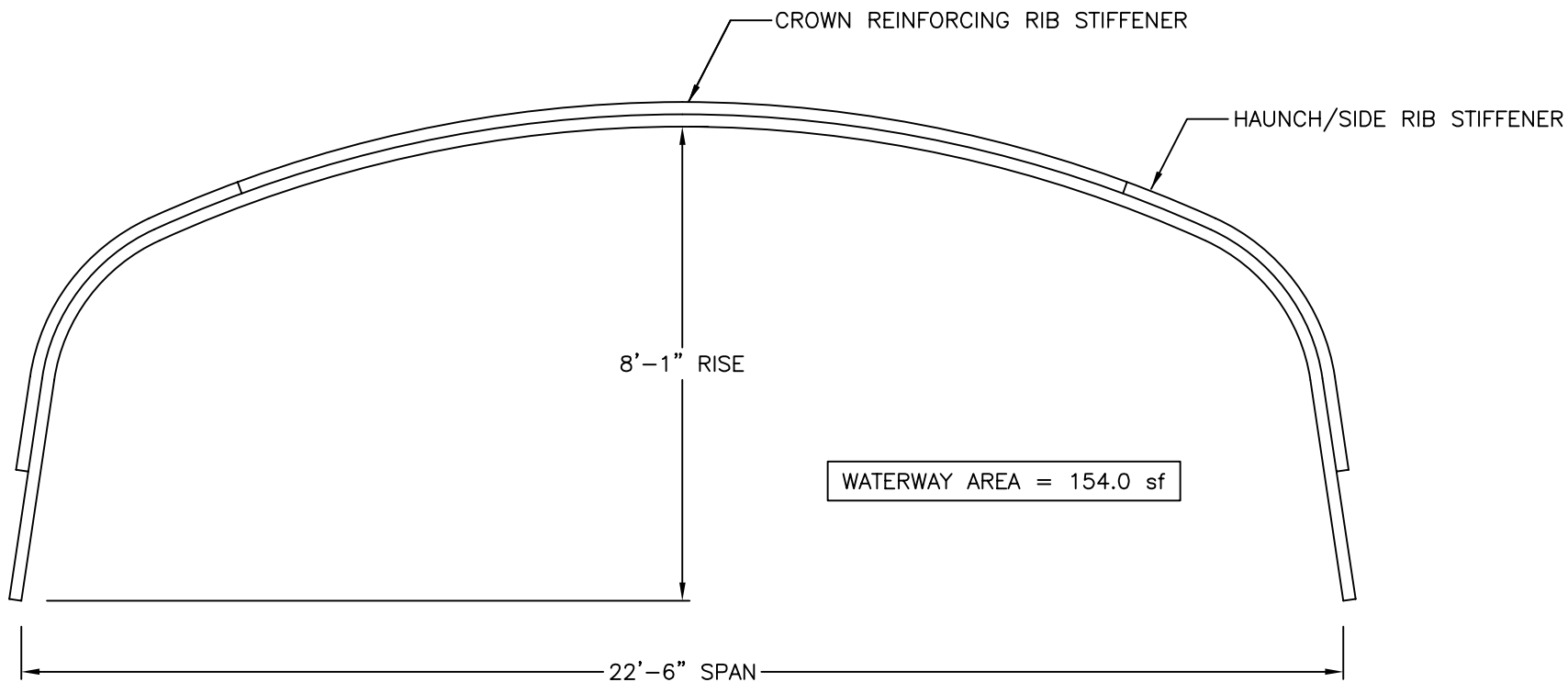

Page Number: 1 OF 1

Date Drawn: 2-25-09

Drawn By: "BBK"

NOTES:

1. DIMENSIONS ARE SHOWN TO THE INSIDE OF THE CORRUGATION CRESTS.
2. DIMENSIONS ARE SUBJECT TO MANUFACTURING TOLERANCES.
3. PLATE LAYOUT WILL BE DETERMINED BY MANUFACTURER.
4. ALL REINFORCING PER MANUFACTURERS REQUIREMENTS.



LANE ENTERPRISES, INC.

ALUMINUM STRUCTURAL PLATE

BOX CULVERT DETAIL

22'-6" x 8'-1"

Drawing Number: BC-A-22.50

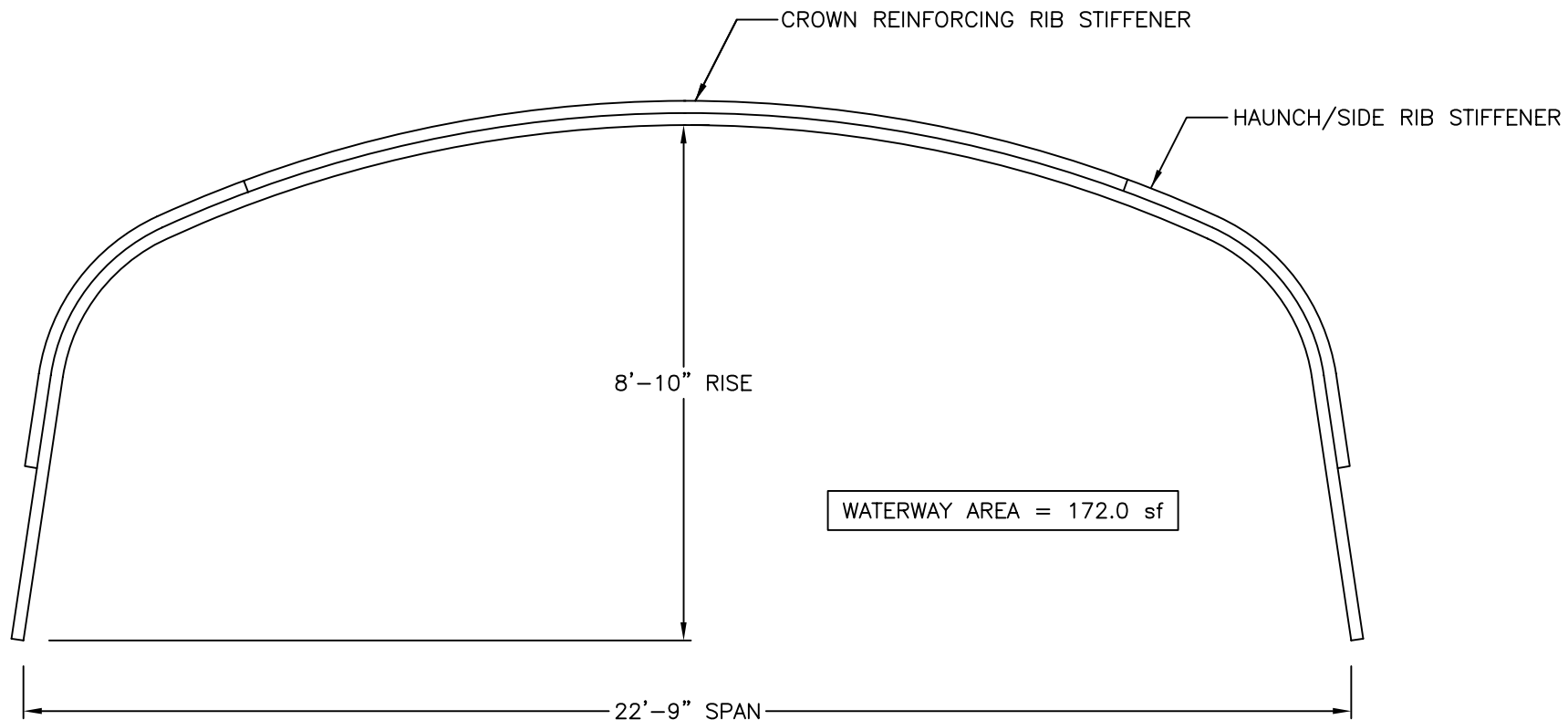

Page Number: 1 OF 1

Date Drawn: 2-25-09

Drawn By: "BBK"

NOTES:

1. DIMENSIONS ARE SHOWN TO THE INSIDE OF THE CORRUGATION CRESTS.
2. DIMENSIONS ARE SUBJECT TO MANUFACTURING TOLERANCES.
3. PLATE LAYOUT WILL BE DETERMINED BY MANUFACTURER.
4. ALL REINFORCING PER MANUFACTURERS REQUIREMENTS.



LANE ENTERPRISES, INC.

ALUMINUM STRUCTURAL PLATE

BOX CULVERT DETAIL

22'-9" x 8'-10"

Drawing Number: BC-A-22.75-1

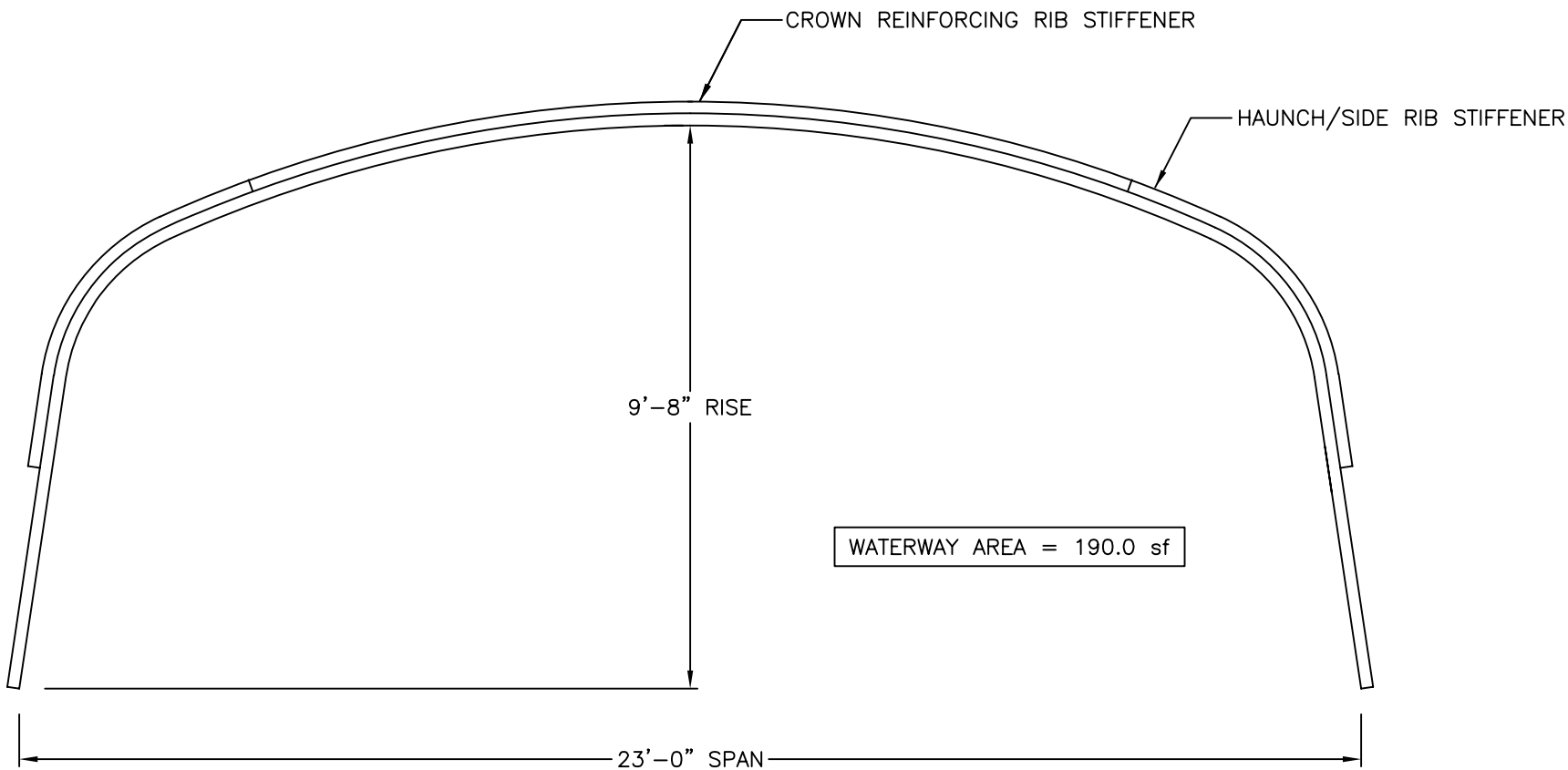
Page Number: 1 OF 1

Date Drawn: 2-25-09

Drawn By: "BBK"

NOTES:

1. DIMENSIONS ARE SHOWN TO THE INSIDE OF THE CORRUGATION CRESTS.
2. DIMENSIONS ARE SUBJECT TO MANUFACTURING TOLERANCES.
3. PLATE LAYOUT WILL BE DETERMINED BY MANUFACTURER.
4. ALL REINFORCING PER MANUFACTURERS REQUIREMENTS.



LANE ENTERPRISES, INC.

ALUMINUM STRUCTURAL PLATE

BOX CULVERT DETAIL

23'-0" x 9'-8"

Drawing Number: BC-A-23.0-1

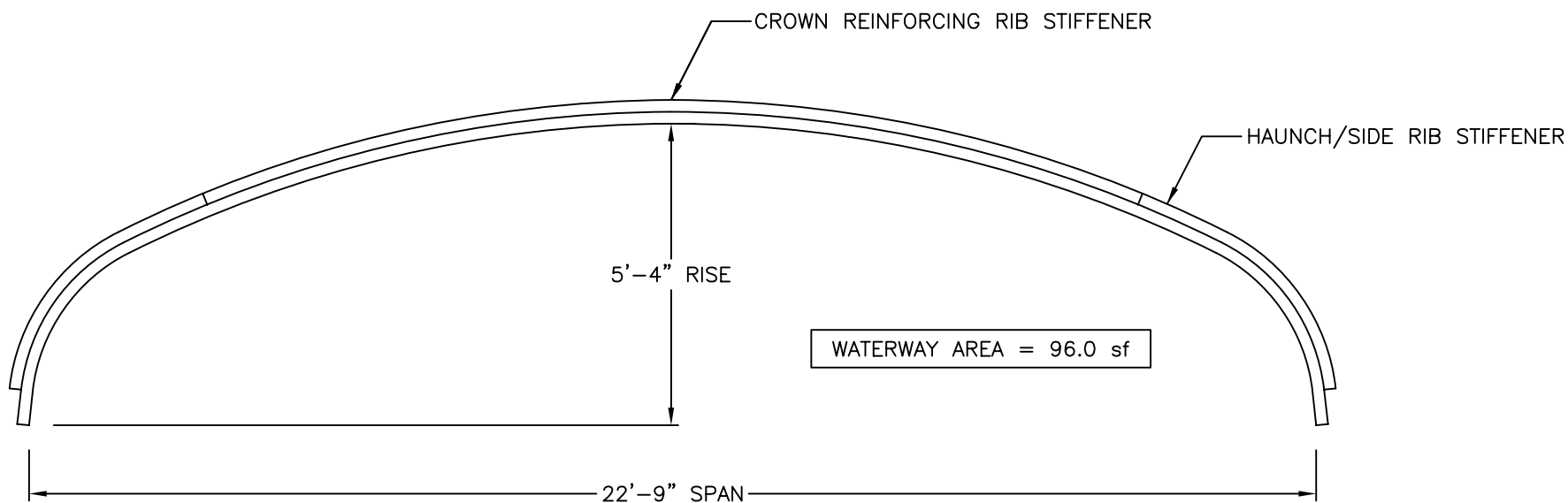

Page Number: 1 OF 1

Date Drawn: 2-25-09

Drawn By: "BBK"

NOTES:

1. DIMENSIONS ARE SHOWN TO THE INSIDE OF THE CORRUGATION CRESTS.
2. DIMENSIONS ARE SUBJECT TO MANUFACTURING TOLERANCES.
3. PLATE LAYOUT WILL BE DETERMINED BY MANUFACTURER.
4. ALL REINFORCING PER MANUFACTURERS REQUIREMENTS.



LANE ENTERPRISES, INC.

ALUMINUM STRUCTURAL PLATE

BOX CULVERT DETAIL

22'-9" x 5'-4"

Drawing Number: BC-A-22.75-2

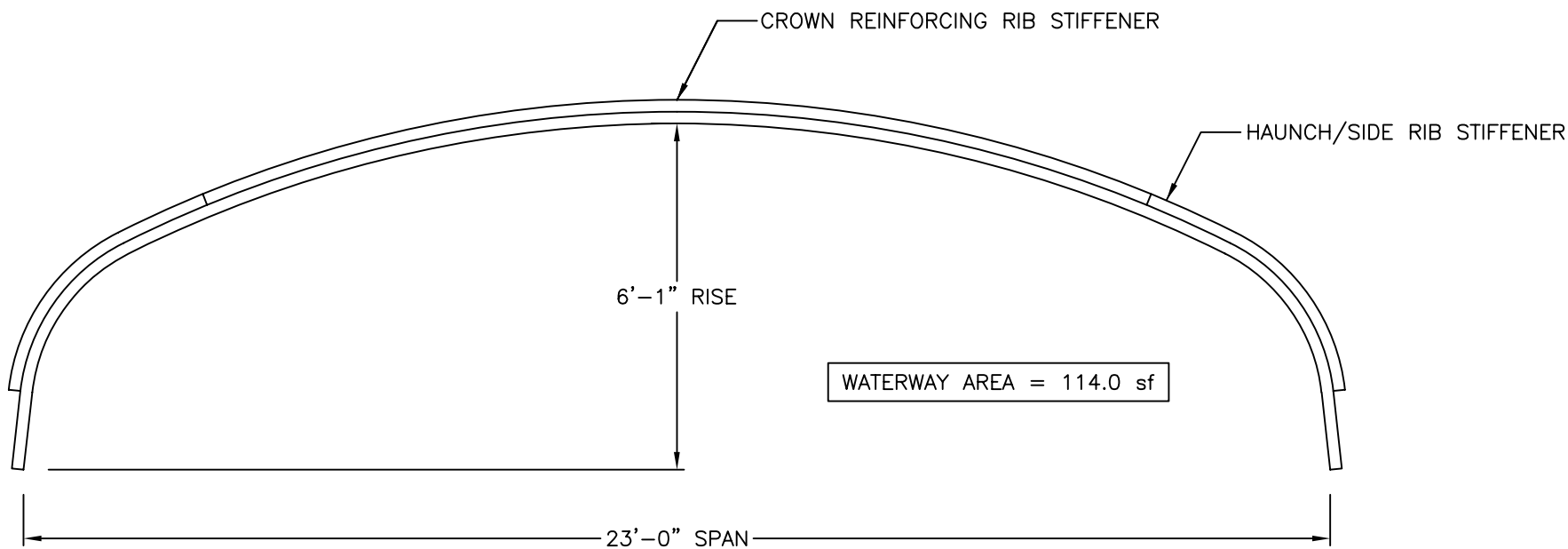

Page Number: 1 OF 1

Date Drawn: 2-25-09

Drawn By: "BBK"

NOTES:

1. DIMENSIONS ARE SHOWN TO THE INSIDE OF THE CORRUGATION CRESTS.
2. DIMENSIONS ARE SUBJECT TO MANUFACTURING TOLERANCES.
3. PLATE LAYOUT WILL BE DETERMINED BY MANUFACTURER.
4. ALL REINFORCING PER MANUFACTURERS REQUIREMENTS.



LANE ENTERPRISES, INC.

ALUMINUM STRUCTURAL PLATE

BOX CULVERT DETAIL

23'-0" x 6'-1"

Drawing Number: BC-A-23.0-2

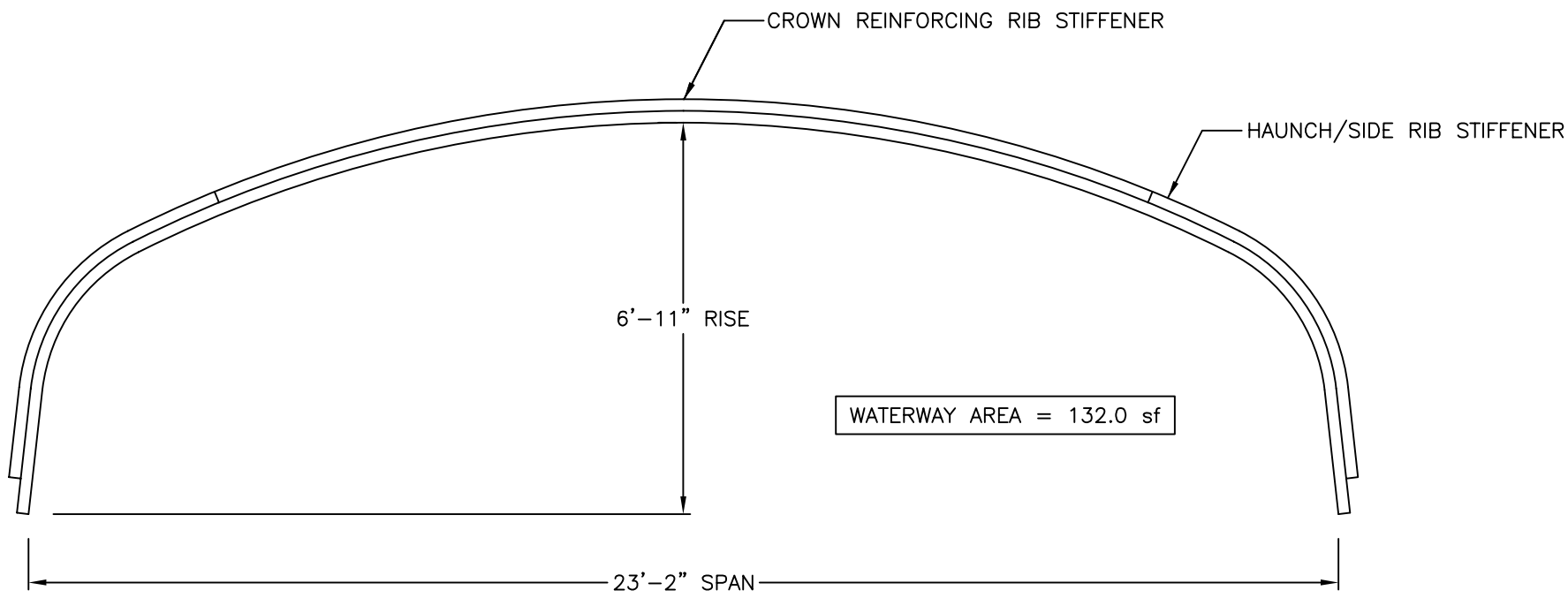

Page Number: 1 OF 1

Date Drawn: 2-25-09

Drawn By: "BBK"

NOTES:

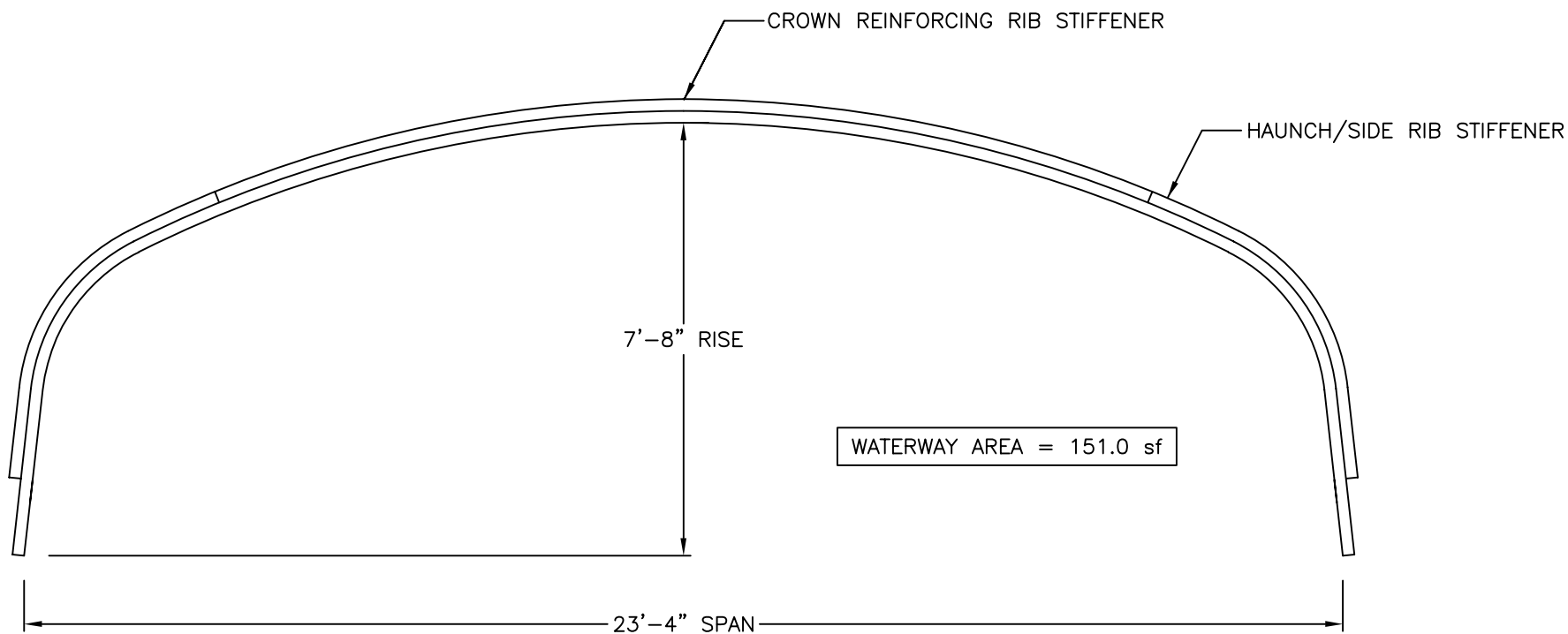

1. DIMENSIONS ARE SHOWN TO THE INSIDE OF THE CORRUGATION CRESTS.
2. DIMENSIONS ARE SUBJECT TO MANUFACTURING TOLERANCES.
3. PLATE LAYOUT WILL BE DETERMINED BY MANUFACTURER.
4. ALL REINFORCING PER MANUFACTURERS REQUIREMENTS.



LANE ENTERPRISES, INC.
ALUMINUM STRUCTURAL PLATE
BOX CULVERT DETAIL
23'-2" x 6'-11"

Drawing Number:	BC-A-23.17
Page Number:	1 OF 1
Date Drawn:	2-25-09
Drawn By:	"BBK"

- NOTES:**
1. DIMENSIONS ARE SHOWN TO THE INSIDE OF THE CORRUGATION CRESTS.
 2. DIMENSIONS ARE SUBJECT TO MANUFACTURING TOLERANCES.
 3. PLATE LAYOUT WILL BE DETERMINED BY MANUFACTURER.
 4. ALL REINFORCING PER MANUFACTURERS REQUIREMENTS.



LANE ENTERPRISES, INC.

ALUMINUM STRUCTURAL PLATE

BOX CULVERT DETAIL

23'-4" x 7'-8"

Drawing Number: BC-A-23.33

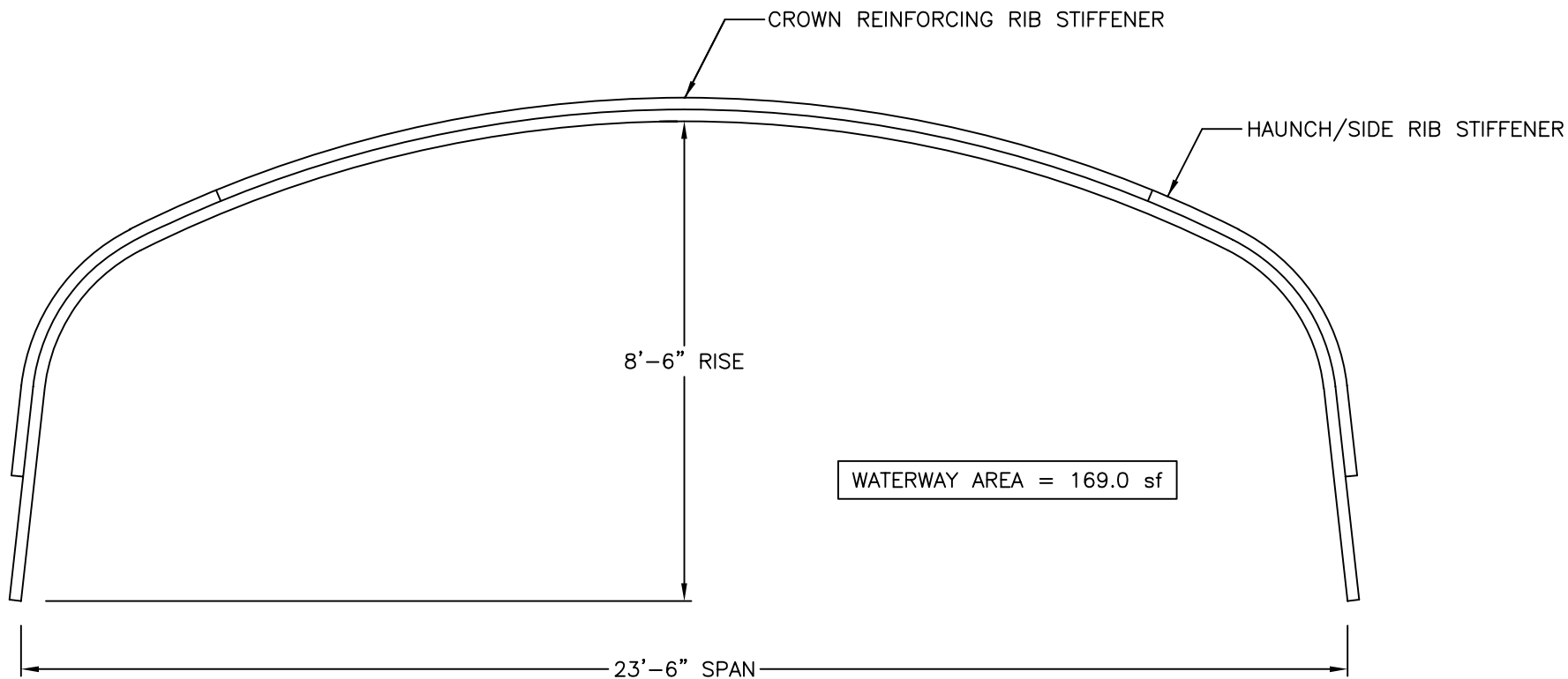

Page Number: 1 OF 1

Date Drawn: 2-25-09

Drawn By: "BBK"

NOTES:

1. DIMENSIONS ARE SHOWN TO THE INSIDE OF THE CORRUGATION CRESTS.
2. DIMENSIONS ARE SUBJECT TO MANUFACTURING TOLERANCES.
3. PLATE LAYOUT WILL BE DETERMINED BY MANUFACTURER.
4. ALL REINFORCING PER MANUFACTURERS REQUIREMENTS.



LANE ENTERPRISES, INC.

ALUMINUM STRUCTURAL PLATE

BOX CULVERT DETAIL

23'-6" x 8'-6"

Drawing Number: BC-A-23.50

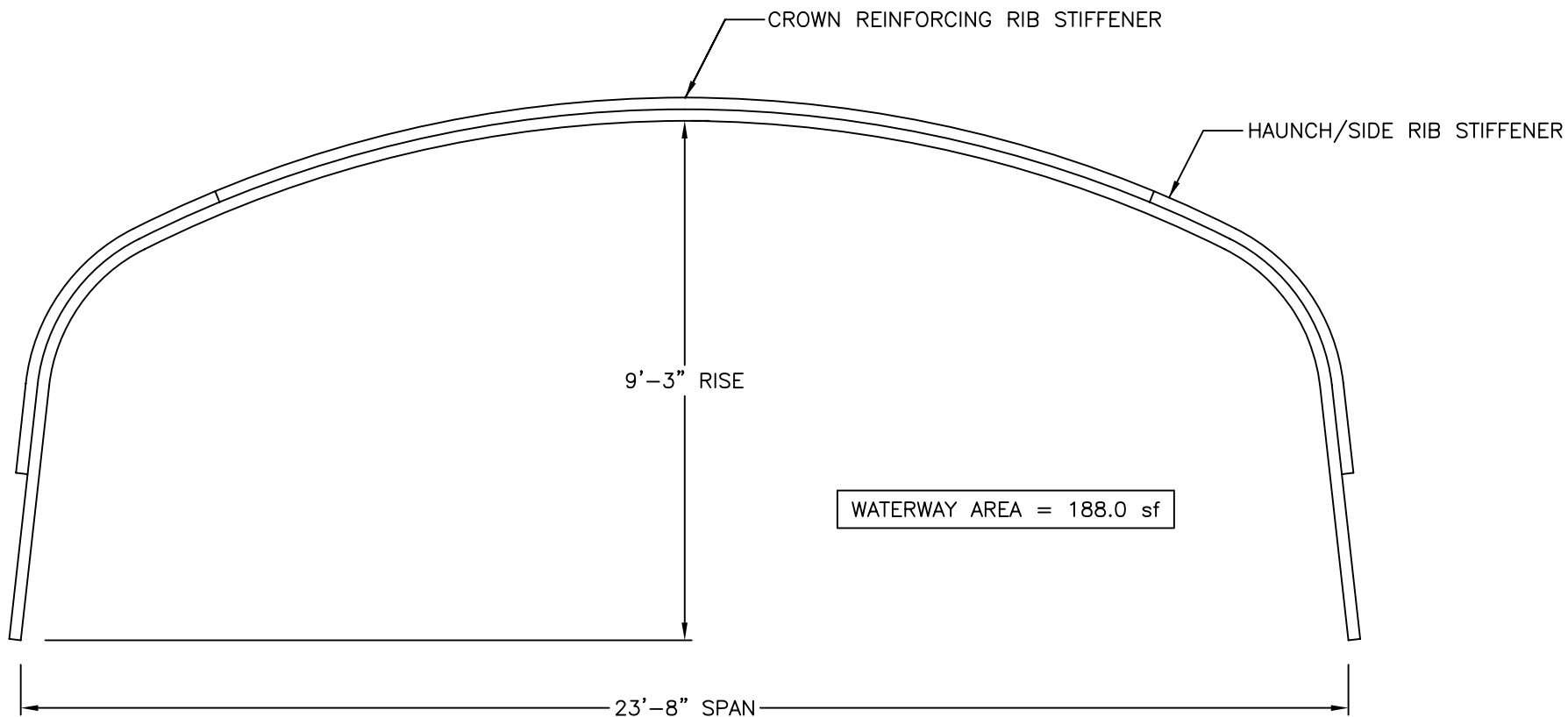

Page Number: 1 OF 1

Date Drawn: 2-25-09

Drawn By: "BBK"

NOTES:

1. DIMENSIONS ARE SHOWN TO THE INSIDE OF THE CORRUGATION CRESTS.
2. DIMENSIONS ARE SUBJECT TO MANUFACTURING TOLERANCES.
3. PLATE LAYOUT WILL BE DETERMINED BY MANUFACTURER.
4. ALL REINFORCING PER MANUFACTURERS REQUIREMENTS.



LANE ENTERPRISES, INC.

ALUMINUM STRUCTURAL PLATE

BOX CULVERT DETAIL

23'-8" x 9'-3"

Drawing Number: BC-A-23.67

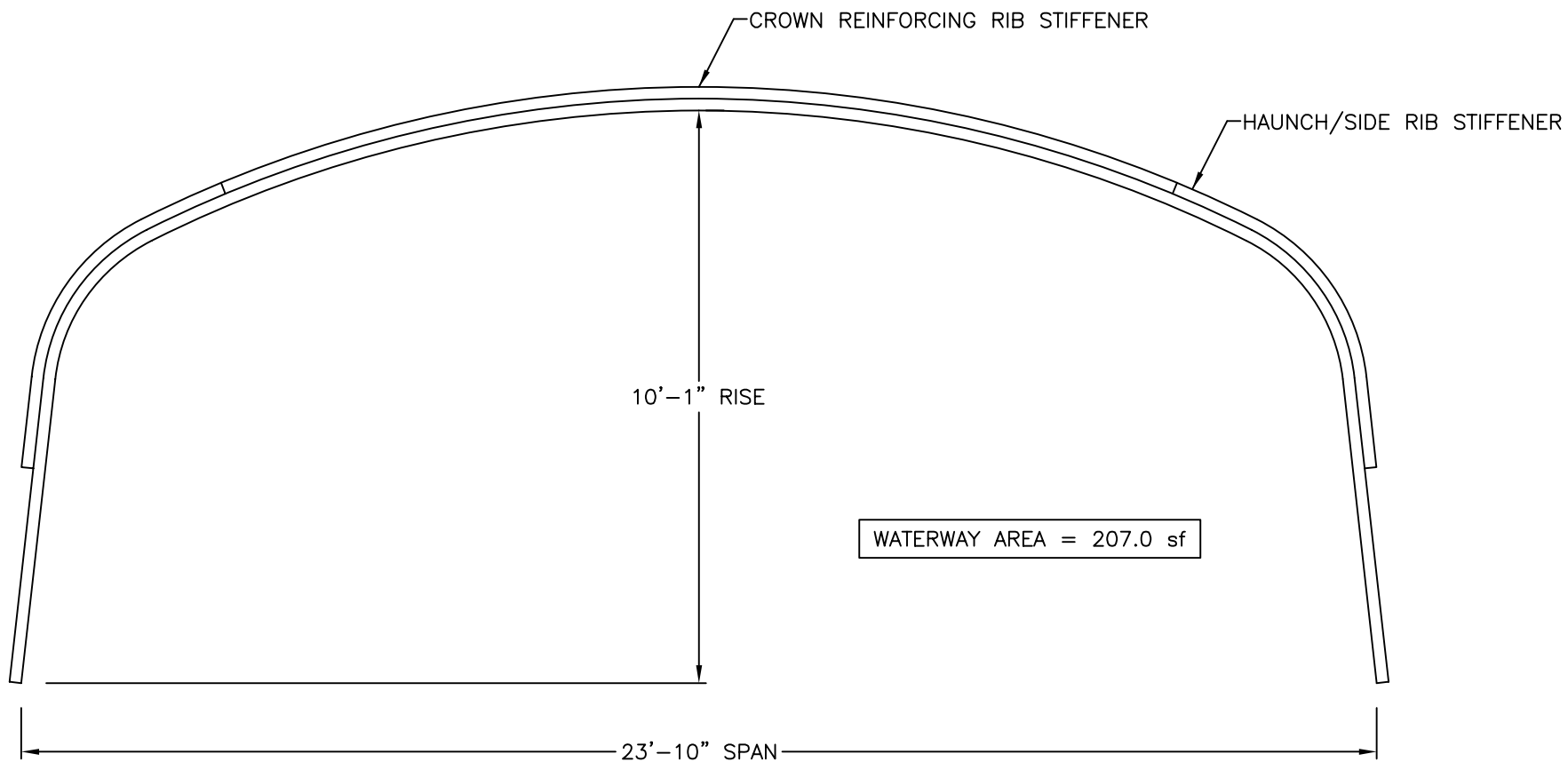

Page Number: 1 OF 1

Date Drawn: 2-25-09

Drawn By: "BBK"

NOTES:

1. DIMENSIONS ARE SHOWN TO THE INSIDE OF THE CORRUGATION CRESTS.
2. DIMENSIONS ARE SUBJECT TO MANUFACTURING TOLERANCES.
3. PLATE LAYOUT WILL BE DETERMINED BY MANUFACTURER.
4. ALL REINFORCING PER MANUFACTURERS REQUIREMENTS.



LANE ENTERPRISES, INC.

ALUMINUM STRUCTURAL PLATE

BOX CULVERT DETAIL

23'-10" x 10'-1"

Drawing Number: BC-A-23.83

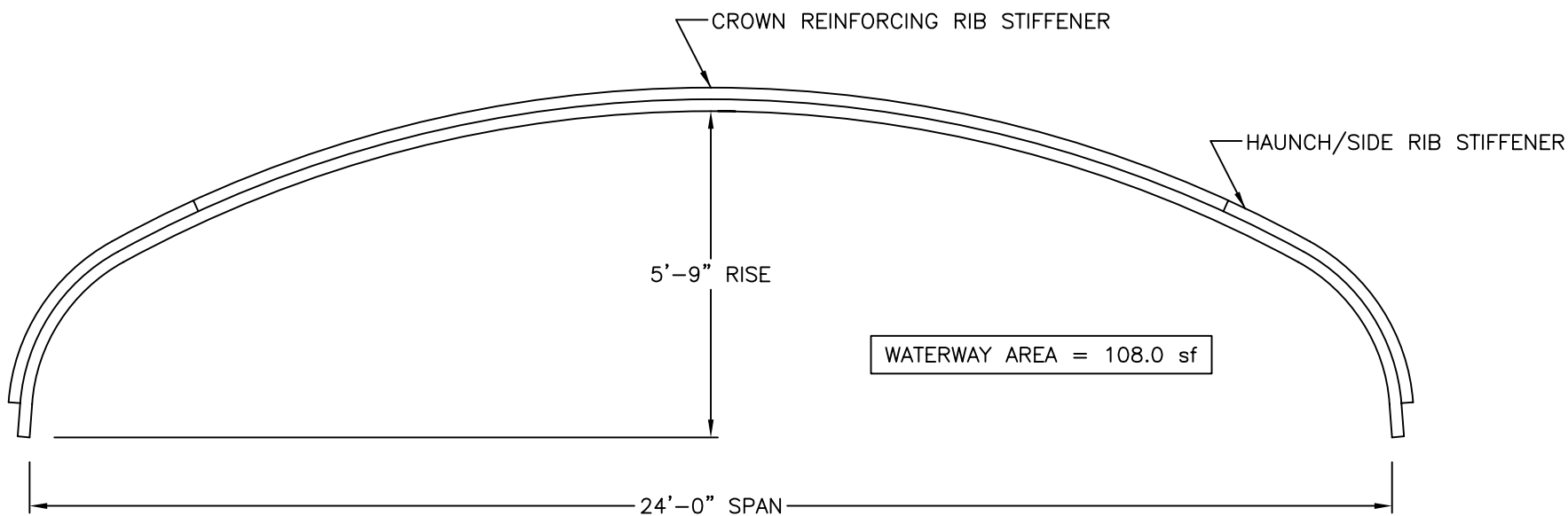
Page Number: 1 OF 1

Date Drawn: 2-26-09

Drawn By: "BBK"

NOTES:

1. DIMENSIONS ARE SHOWN TO THE INSIDE OF THE CORRUGATION CRESTS.
2. DIMENSIONS ARE SUBJECT TO MANUFACTURING TOLERANCES.
3. PLATE LAYOUT WILL BE DETERMINED BY MANUFACTURER.
4. ALL REINFORCING PER MANUFACTURERS REQUIREMENTS.



LANE ENTERPRISES, INC.

ALUMINUM STRUCTURAL PLATE

BOX CULVERT DETAIL

24'-0" x 5'-9"

Drawing Number: BC-A-24.0

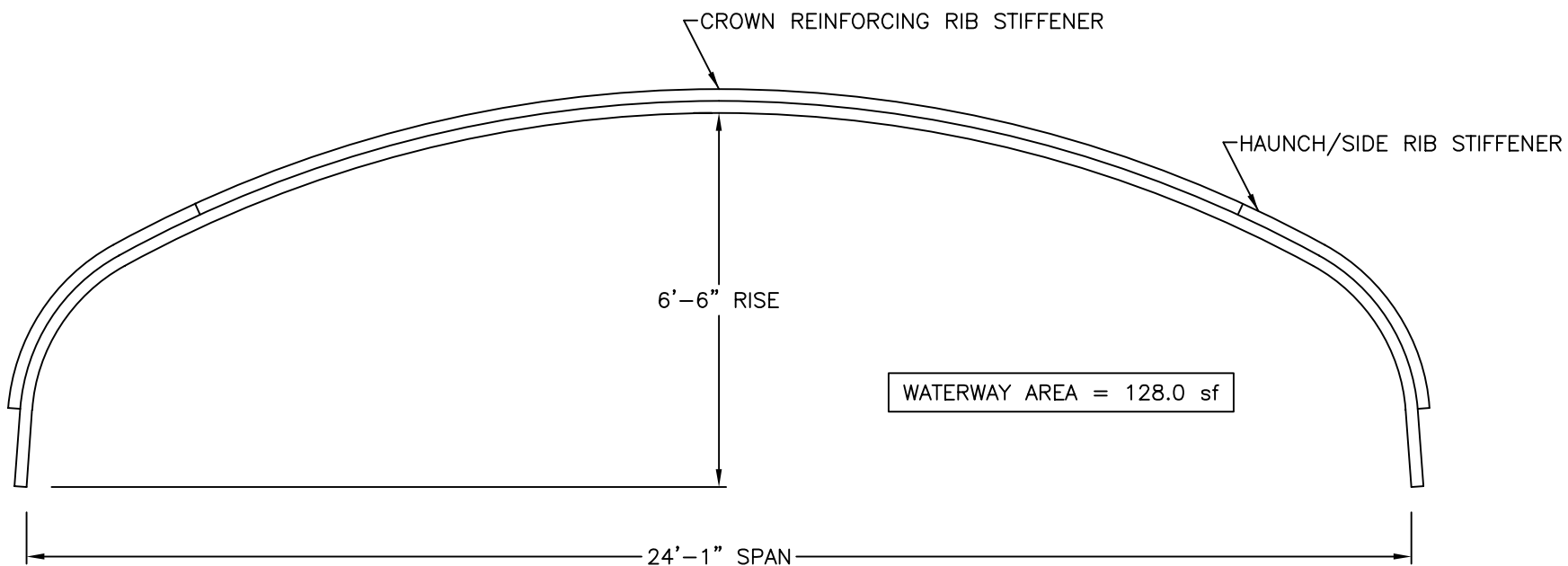

Page Number: 1 OF 1

Date Drawn: 2-26-09

Drawn By: "BBK"

NOTES:

1. DIMENSIONS ARE SHOWN TO THE INSIDE OF THE CORRUGATION CRESTS.
2. DIMENSIONS ARE SUBJECT TO MANUFACTURING TOLERANCES.
3. PLATE LAYOUT WILL BE DETERMINED BY MANUFACTURER.
4. ALL REINFORCING PER MANUFACTURERS REQUIREMENTS.



LANE ENTERPRISES, INC.

ALUMINUM STRUCTURAL PLATE

BOX CULVERT DETAIL

24'-1" x 6'-6"

Drawing Number: BC-A-24.08

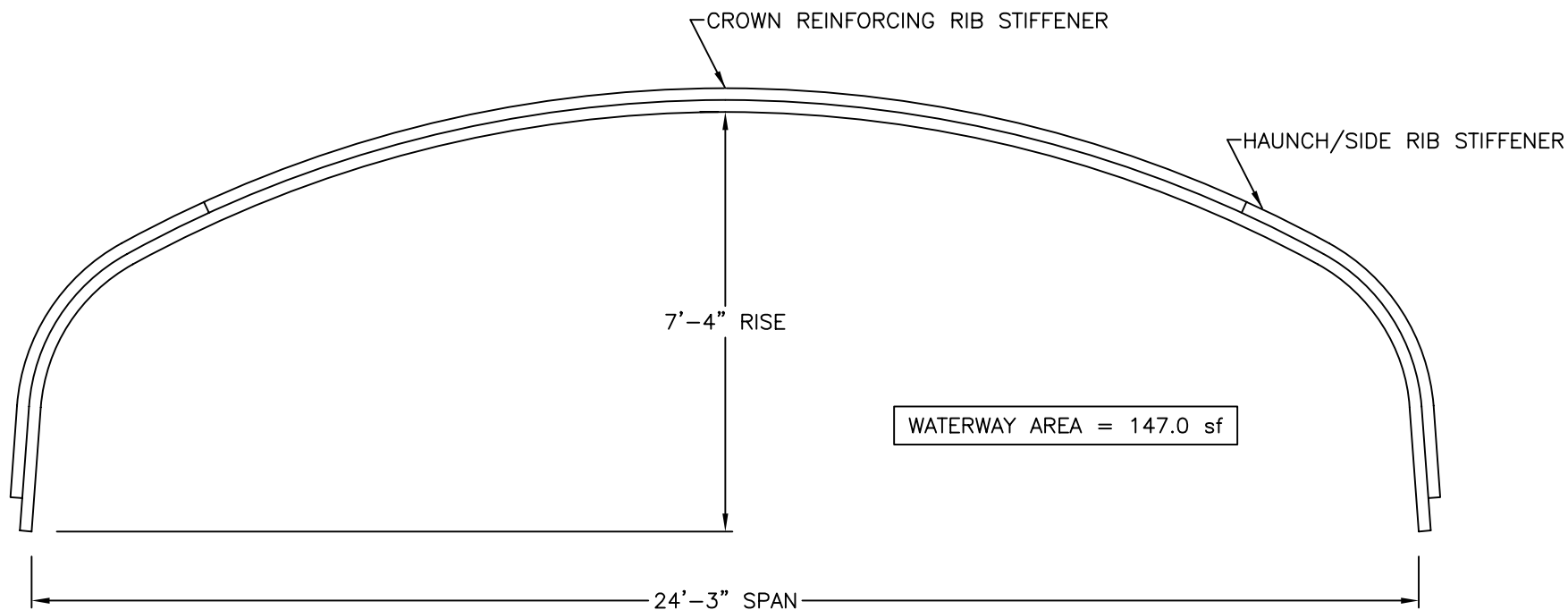

Page Number: 1 OF 1

Date Drawn: 2-26-09

Drawn By: "BBK"

NOTES:

1. DIMENSIONS ARE SHOWN TO THE INSIDE OF THE CORRUGATION CRESTS.
2. DIMENSIONS ARE SUBJECT TO MANUFACTURING TOLERANCES.
3. PLATE LAYOUT WILL BE DETERMINED BY MANUFACTURER.
4. ALL REINFORCING PER MANUFACTURERS REQUIREMENTS.



LANE ENTERPRISES, INC.

ALUMINUM STRUCTURAL PLATE

BOX CULVERT DETAIL

24'-3" x 7'-4"

Drawing Number: BC-A-24.25

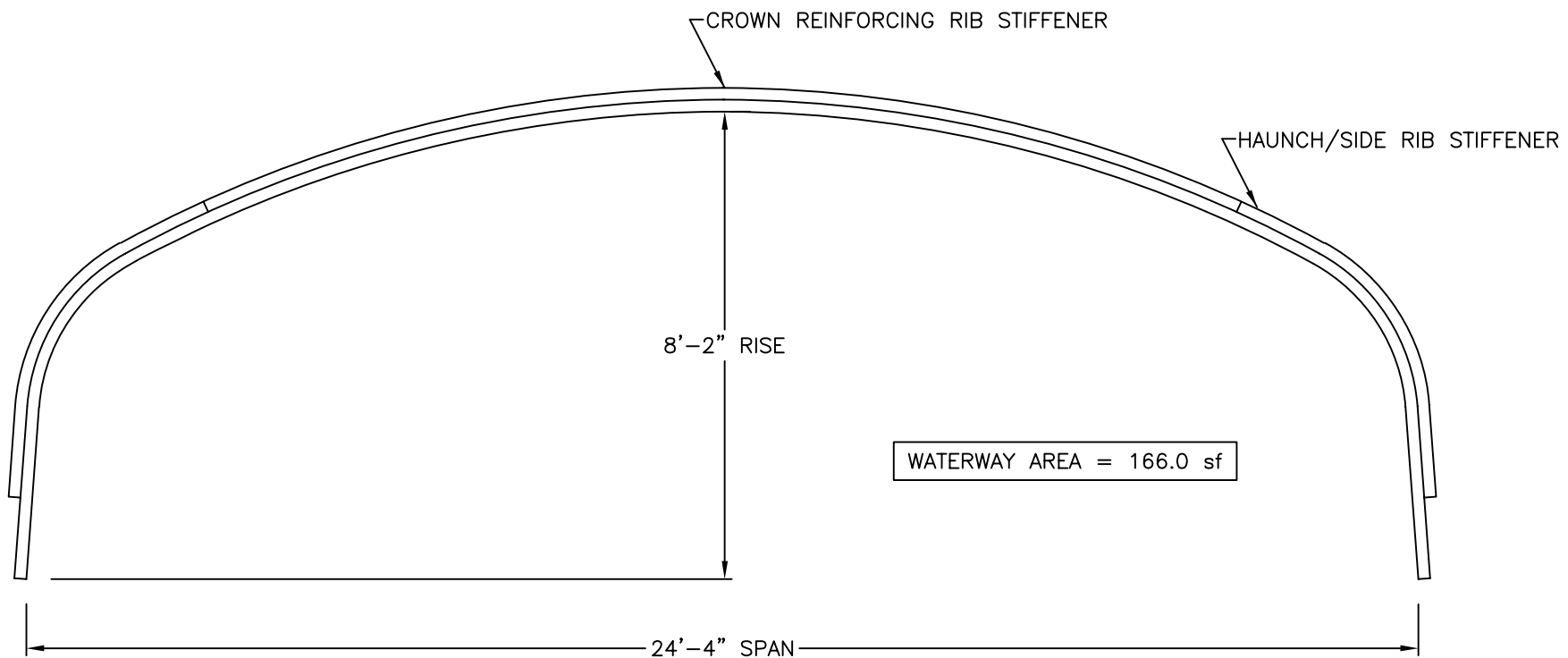
Page Number: 1 OF 1

Date Drawn: 2-26-09

Drawn By: "BBK"

NOTES:

1. DIMENSIONS ARE SHOWN TO THE INSIDE OF THE CORRUGATION CRESTS.
2. DIMENSIONS ARE SUBJECT TO MANUFACTURING TOLERANCES.
3. PLATE LAYOUT WILL BE DETERMINED BY MANUFACTURER.
4. ALL REINFORCING PER MANUFACTURERS REQUIREMENTS.



LANE ENTERPRISES, INC.

ALUMINUM STRUCTURAL PLATE

BOX CULVERT DETAIL

24'-4" x 8'-2"

Drawing Number: BC-A-24.33

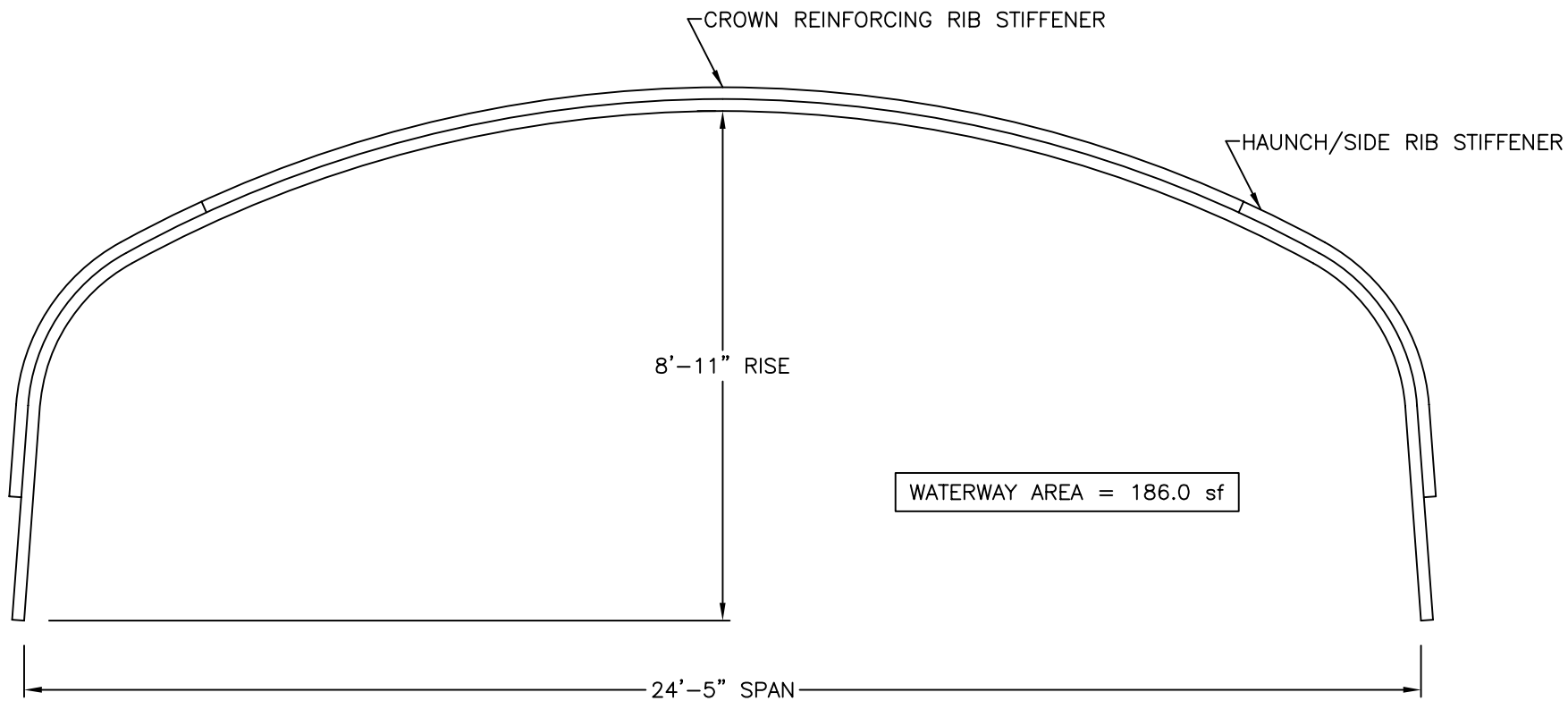

Page Number: 1 OF 1

Date Drawn: 2-26-09

Drawn By: "BBK"

NOTES:

1. DIMENSIONS ARE SHOWN TO THE INSIDE OF THE CORRUGATION CRESTS.
2. DIMENSIONS ARE SUBJECT TO MANUFACTURING TOLERANCES.
3. PLATE LAYOUT WILL BE DETERMINED BY MANUFACTURER.
4. ALL REINFORCING PER MANUFACTURERS REQUIREMENTS.



LANE ENTERPRISES, INC.

ALUMINUM STRUCTURAL PLATE

BOX CULVERT DETAIL

24'-5" x 8'-11"

Drawing Number: BC-A-24.42

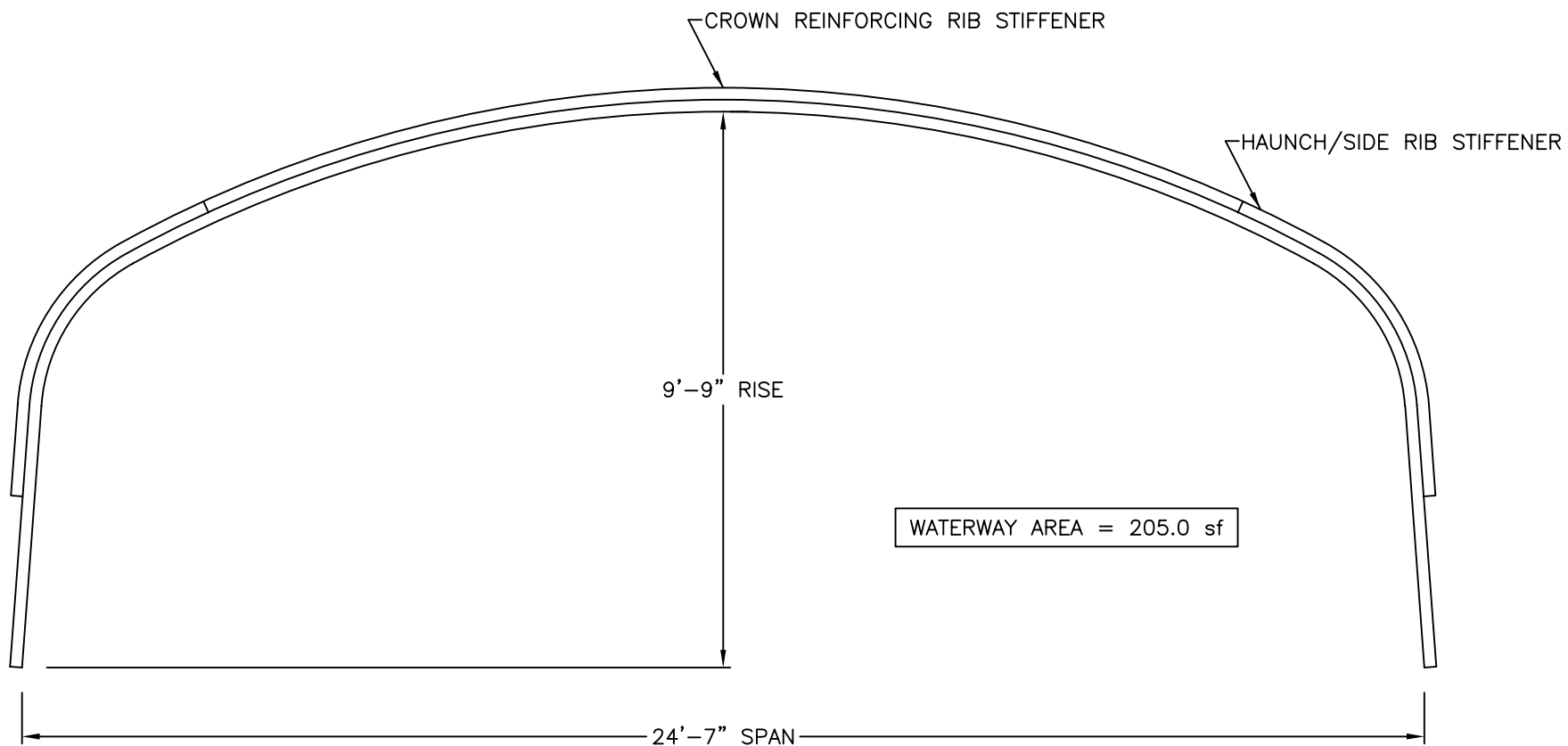

Page Number: 1 OF 1

Date Drawn: 2-26-09

Drawn By: "BBK"

NOTES:

1. DIMENSIONS ARE SHOWN TO THE INSIDE OF THE CORRUGATION CRESTS.
2. DIMENSIONS ARE SUBJECT TO MANUFACTURING TOLERANCES.
3. PLATE LAYOUT WILL BE DETERMINED BY MANUFACTURER.
4. ALL REINFORCING PER MANUFACTURERS REQUIREMENTS.



LANE ENTERPRISES, INC.

ALUMINUM STRUCTURAL PLATE

BOX CULVERT DETAIL

24'-7" x 9'-9"

Drawing Number: BC-A-24.58

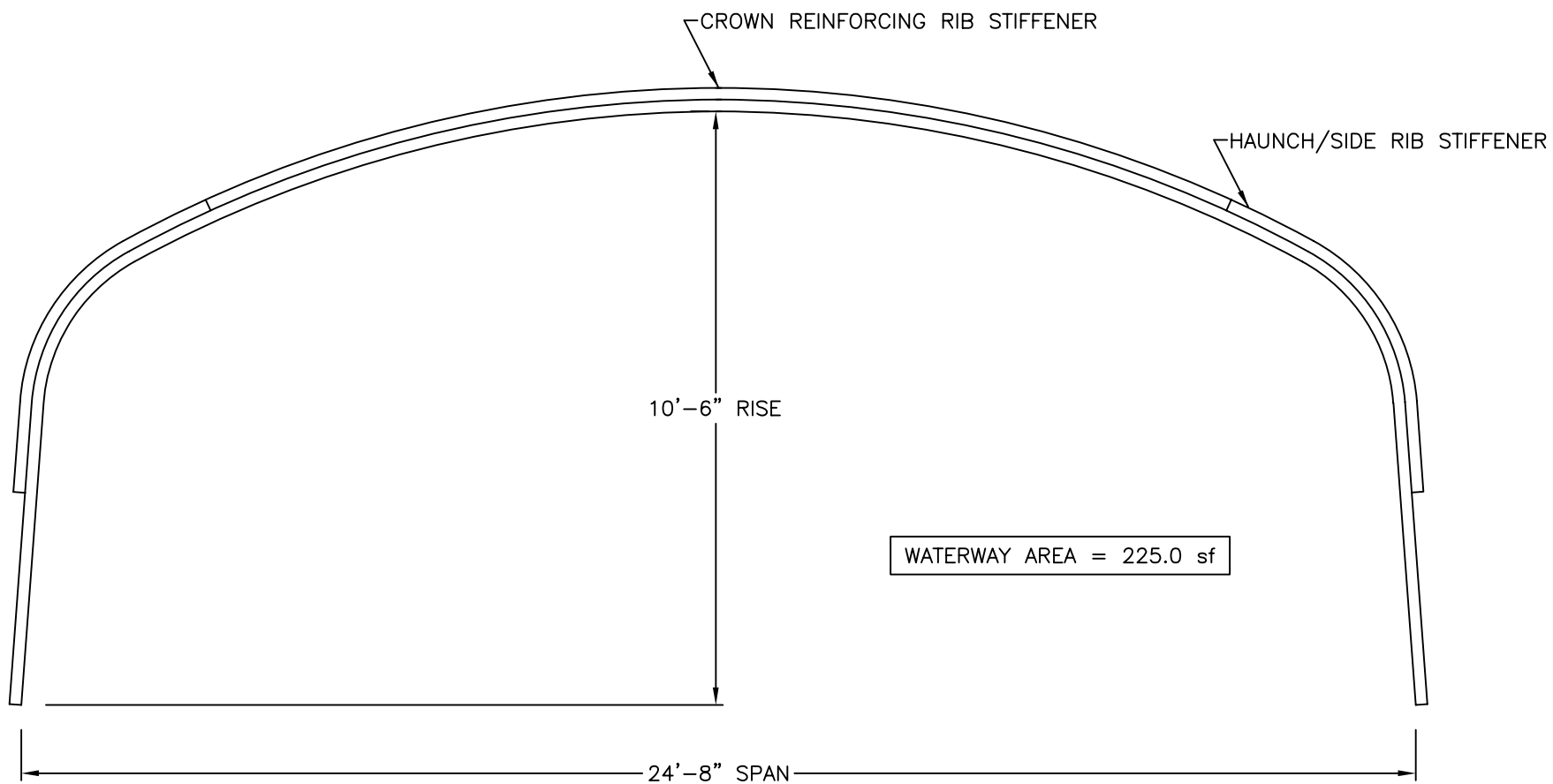

Page Number: 1 OF 1

Date Drawn: 2-26-09

Drawn By: "BBK"

NOTES:

1. DIMENSIONS ARE SHOWN TO THE INSIDE OF THE CORRUGATION CRESTS.
2. DIMENSIONS ARE SUBJECT TO MANUFACTURING TOLERANCES.
3. PLATE LAYOUT WILL BE DETERMINED BY MANUFACTURER.
4. ALL REINFORCING PER MANUFACTURERS REQUIREMENTS.



LANE ENTERPRISES, INC.

ALUMINUM STRUCTURAL PLATE

BOX CULVERT DETAIL

24'-8" x 10'-6"

Drawing Number: BC-A-24.67

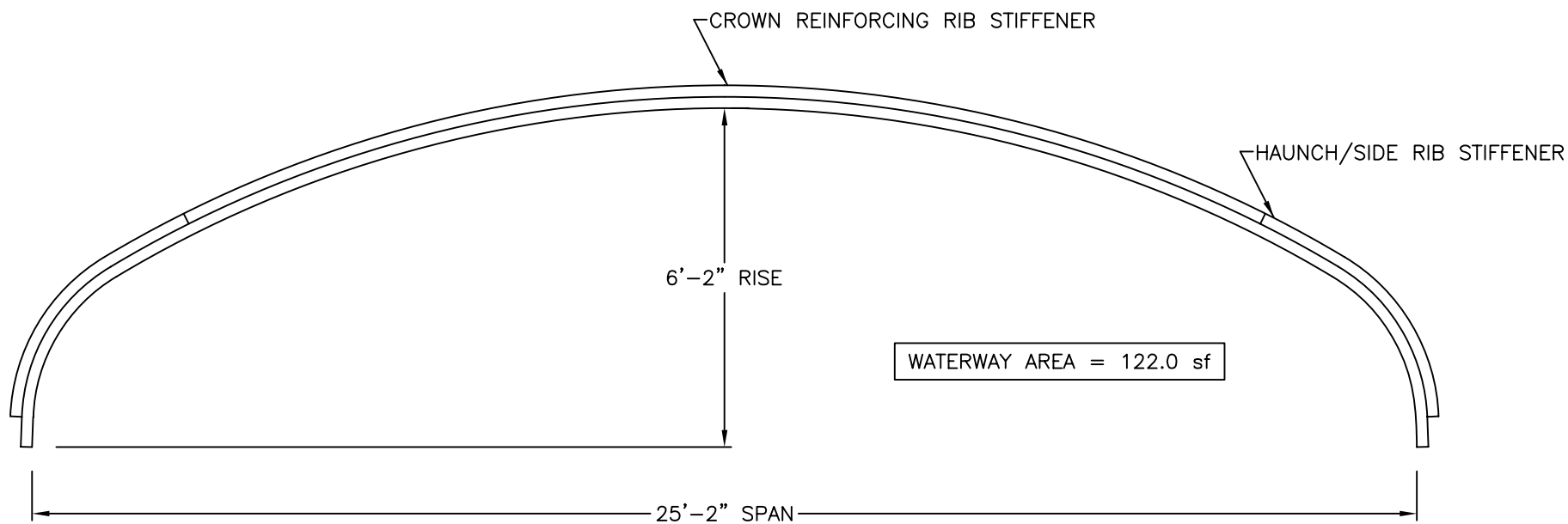

Page Number: 1 OF 1

Date Drawn: 2-26-09

Drawn By: "BBK"

NOTES:

1. DIMENSIONS ARE SHOWN TO THE INSIDE OF THE CORRUGATION CRESTS.
2. DIMENSIONS ARE SUBJECT TO MANUFACTURING TOLERANCES.
3. PLATE LAYOUT WILL BE DETERMINED BY MANUFACTURER.
4. ALL REINFORCING PER MANUFACTURERS REQUIREMENTS.



LANE ENTERPRISES, INC.

ALUMINUM STRUCTURAL PLATE

BOX CULVERT DETAIL

25'-2" x 6'-2"

Drawing Number: BC-A-25.17-1

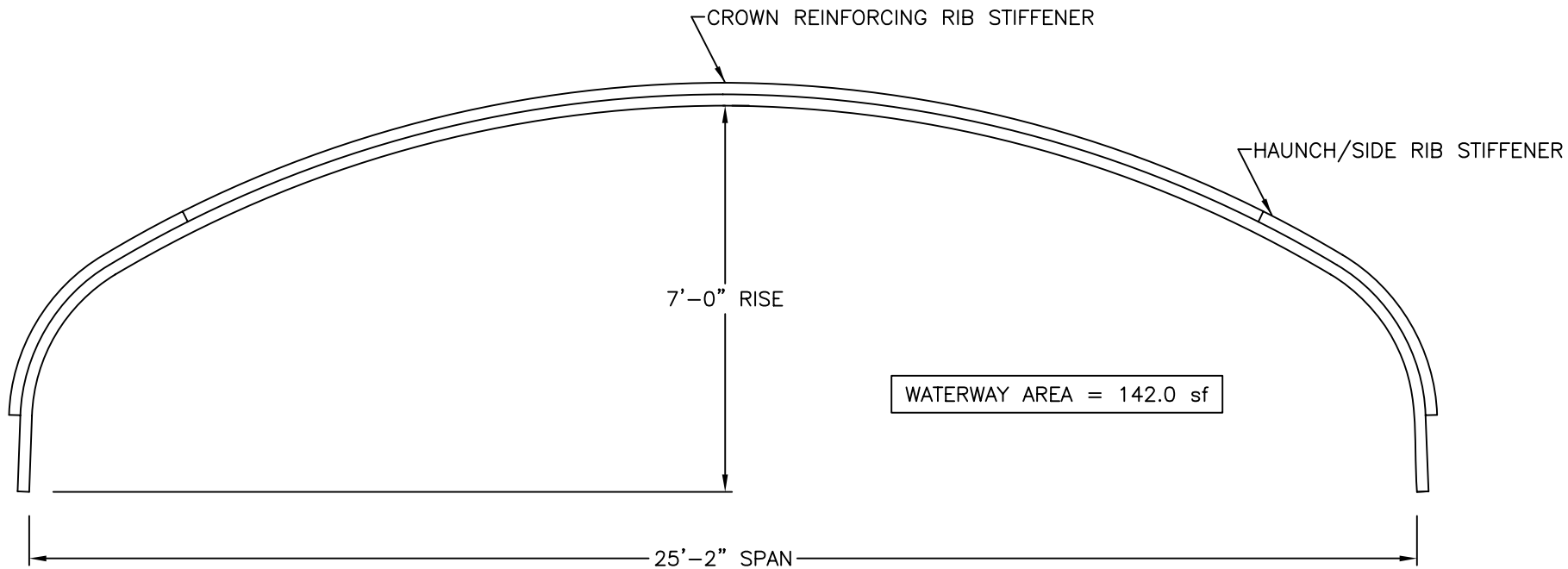
Page Number: 1 OF 1

Date Drawn: 2-26-09

Drawn By: "BBK"

NOTES:

1. DIMENSIONS ARE SHOWN TO THE INSIDE OF THE CORRUGATION CRESTS.
2. DIMENSIONS ARE SUBJECT TO MANUFACTURING TOLERANCES.
3. PLATE LAYOUT WILL BE DETERMINED BY MANUFACTURER.
4. ALL REINFORCING PER MANUFACTURERS REQUIREMENTS.



LANE ENTERPRISES, INC.

ALUMINUM STRUCTURAL PLATE

BOX CULVERT DETAIL

25'-2" x 7'-0"

Drawing Number: BC-A-25.17-2

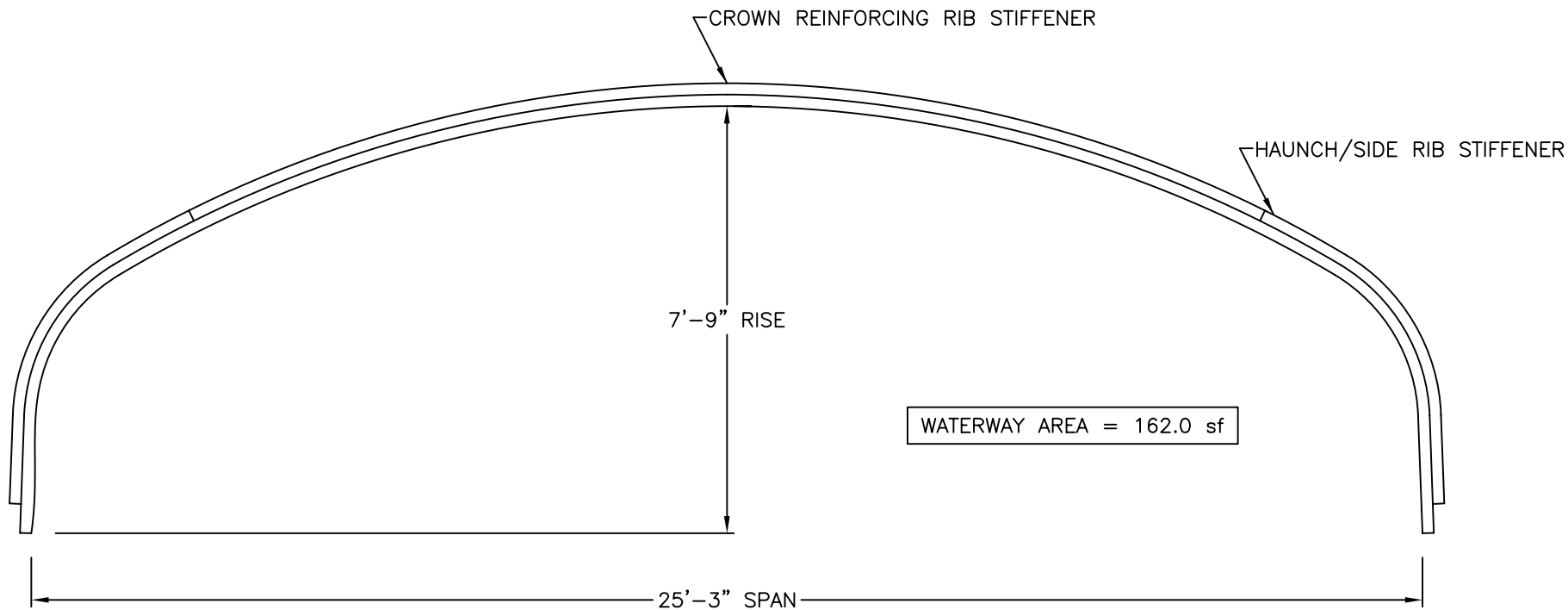

Page Number: 1 OF 1

Date Drawn: 2-26-09

Drawn By: "BBK"

NOTES:

1. DIMENSIONS ARE SHOWN TO THE INSIDE OF THE CORRUGATION CRESTS.
2. DIMENSIONS ARE SUBJECT TO MANUFACTURING TOLERANCES.
3. PLATE LAYOUT WILL BE DETERMINED BY MANUFACTURER.
4. ALL REINFORCING PER MANUFACTURERS REQUIREMENTS.



LANE ENTERPRISES, INC.

ALUMINUM STRUCTURAL PLATE

BOX CULVERT DETAIL

25'-3" x 7'-9"

Drawing Number: BC-A-25.25

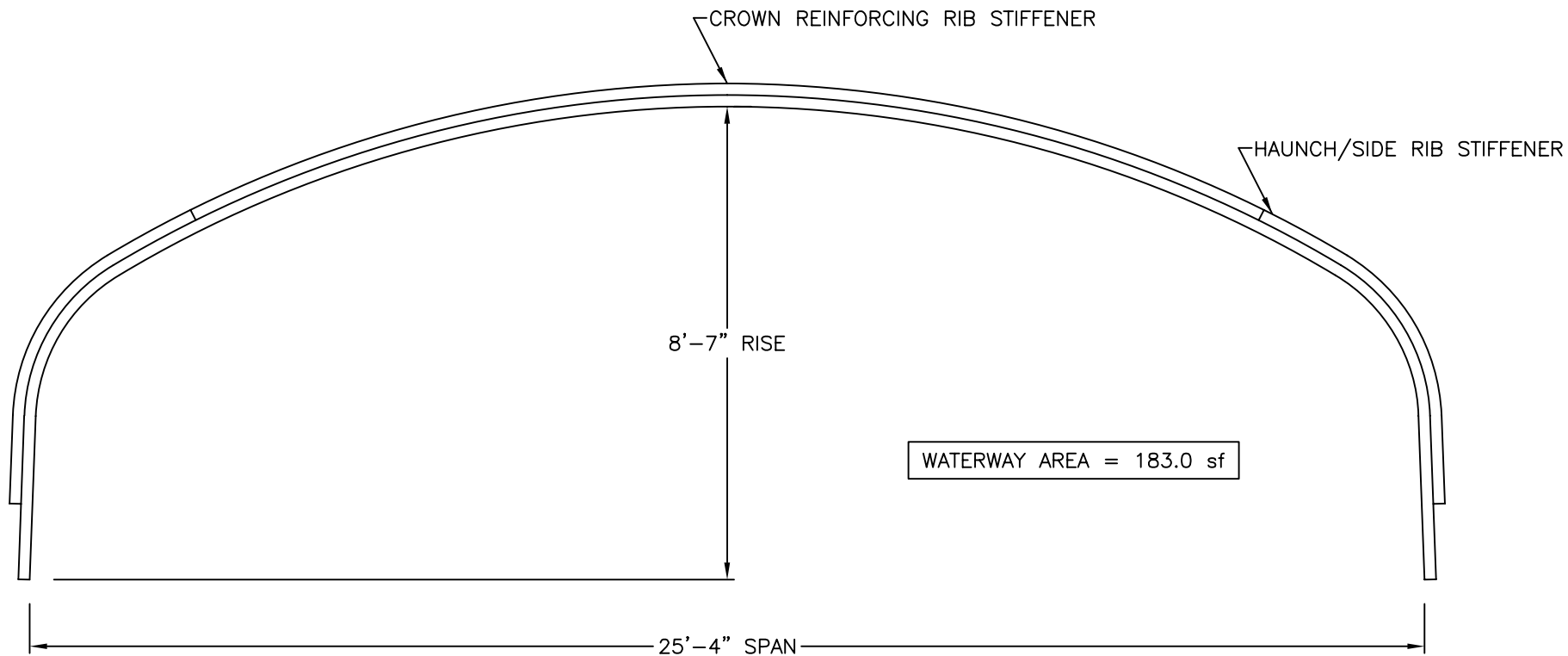

Page Number: 1 OF 1

Date Drawn: 2-27-09

Drawn By: "BBK"

NOTES:

1. DIMENSIONS ARE SHOWN TO THE INSIDE OF THE CORRUGATION CRESTS.
2. DIMENSIONS ARE SUBJECT TO MANUFACTURING TOLERANCES.
3. PLATE LAYOUT WILL BE DETERMINED BY MANUFACTURER.
4. ALL REINFORCING PER MANUFACTURERS REQUIREMENTS.



LANE ENTERPRISES, INC.

ALUMINUM STRUCTURAL PLATE

BOX CULVERT DETAIL

25'-4" x 8'-7"

Drawing Number: BC-A-25.33-1

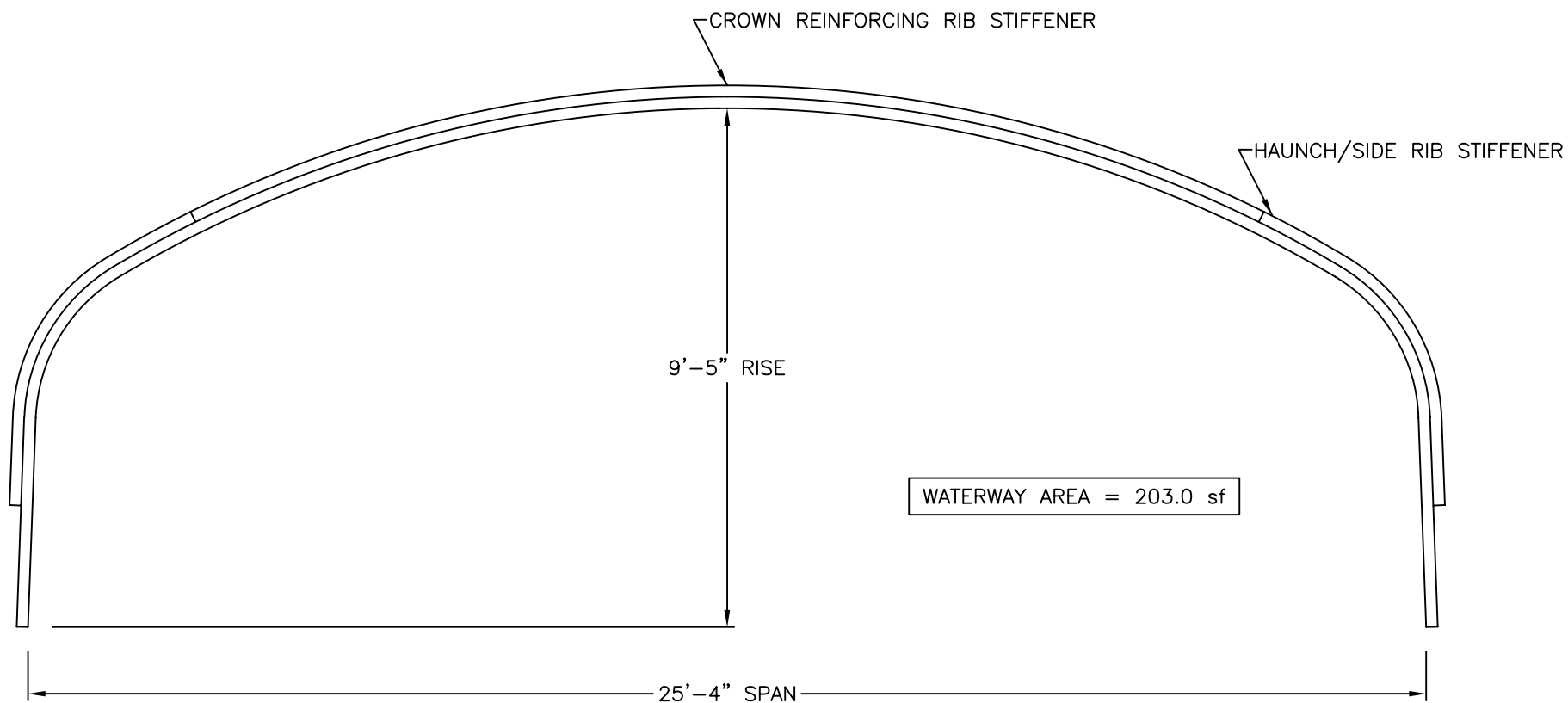
Page Number: 1 OF 1

Date Drawn: 2-26-09

Drawn By: "BBK"

NOTES:

1. DIMENSIONS ARE SHOWN TO THE INSIDE OF THE CORRUGATION CRESTS.
2. DIMENSIONS ARE SUBJECT TO MANUFACTURING TOLERANCES.
3. PLATE LAYOUT WILL BE DETERMINED BY MANUFACTURER.
4. ALL REINFORCING PER MANUFACTURERS REQUIREMENTS.



LANE ENTERPRISES, INC.

ALUMINUM STRUCTURAL PLATE

BOX CULVERT DETAIL

25'-4" x 9'-5"

Drawing Number: BC-A-25.33-2

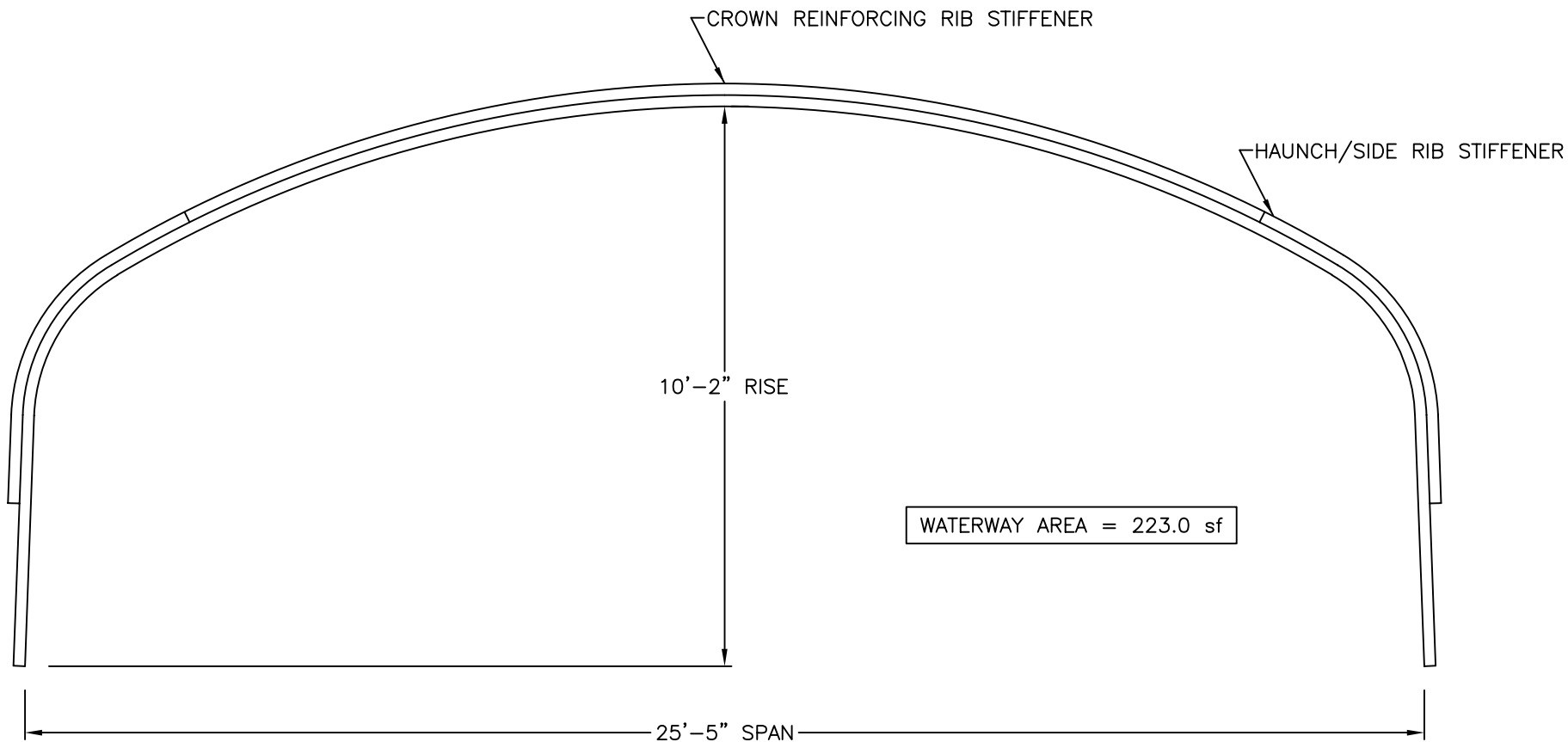

Page Number: 1 OF 1

Date Drawn: 2-27-09

Drawn By: "BBK"

NOTES:

1. DIMENSIONS ARE SHOWN TO THE INSIDE OF THE CORRUGATION CRESTS.
2. DIMENSIONS ARE SUBJECT TO MANUFACTURING TOLERANCES.
3. PLATE LAYOUT WILL BE DETERMINED BY MANUFACTURER.
4. ALL REINFORCING PER MANUFACTURERS REQUIREMENTS.



LANE ENTERPRISES, INC.

ALUMINUM STRUCTURAL PLATE

BOX CULVERT DETAIL

25'-5" x 10'-2"

Drawing Number: BC-A-25.42

Page Number: 1 OF 1

Date Drawn: 2-27-09

Drawn By: "BBK"

NOTES:

1. DIMENSIONS ARE SHOWN TO THE INSIDE OF THE CORRUGATION CRESTS.
2. DIMENSIONS ARE SUBJECT TO MANUFACTURING TOLERANCES.
3. PLATE LAYOUT WILL BE DETERMINED BY MANUFACTURER.
4. ALL REINFORCING PER MANUFACTURERS REQUIREMENTS.