

LANE ENTERPRISES, INC.

STEEL STRUCTURAL PLATE

BOX CULVERT DETAIL

9'-8" x 2'-7"

BC-S-9.67

1 OF 1

3/16/08

JCH

Drawing Number:

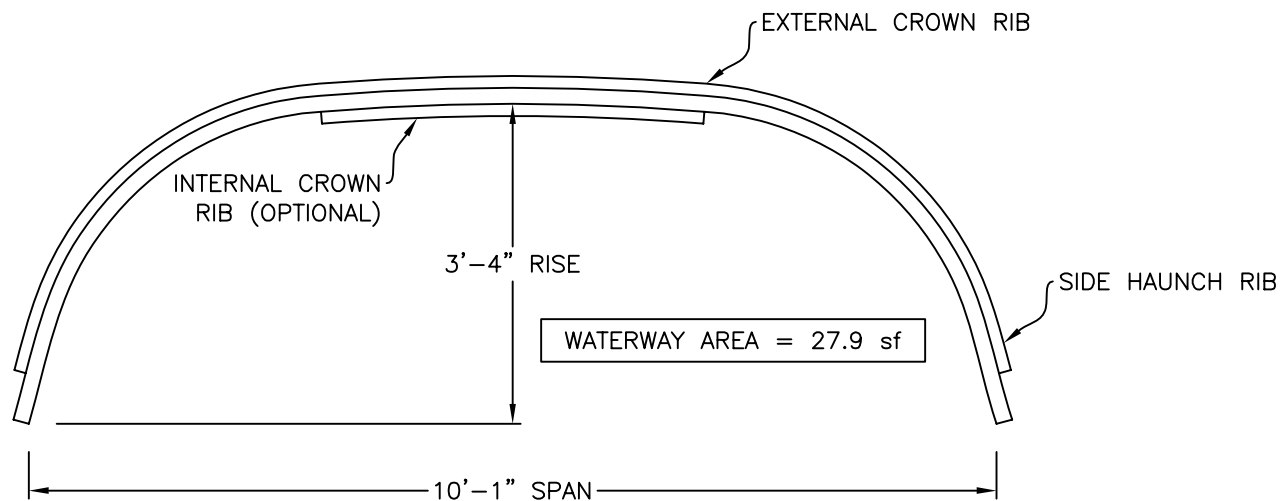

Page Number:

Date Drawn:

Drawn By:

NOTES:

1. DIMENSIONS ARE SHOWN TO THE INSIDE OF THE CORRUGATION CRESTS.
2. DIMENSIONS ARE SUBJECT TO MANUFACTURING TOLERANCES.
3. PLATE LAYOUT WILL BE DETERMINED BY MANUFACTURER.
4. ALL REINFORCING PER MANUFACTURERS REQUIREMENTS.



LANE ENTERPRISES, INC.

STEEL STRUCTURAL PLATE

BOX CULVERT DETAIL

10'-1" x 3'-4"

Drawing Number: BC-S-10.08


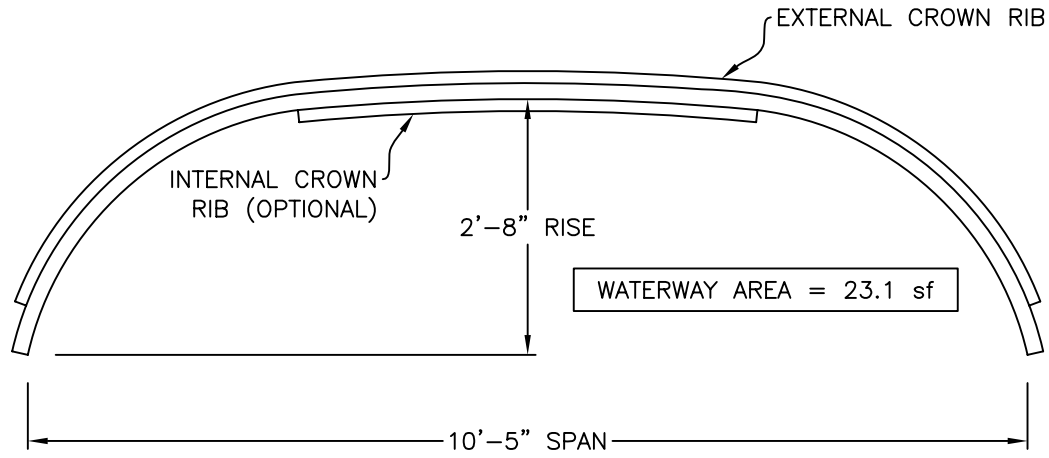
Page Number: 1 OF 1

Date Drawn: 3/16/08

Drawn By: JCH

NOTES:

1. DIMENSIONS ARE SHOWN TO THE INSIDE OF THE CORRUGATION CRESTS.
2. DIMENSIONS ARE SUBJECT TO MANUFACTURING TOLERANCES.
3. PLATE LAYOUT WILL BE DETERMINED BY MANUFACTURER.
4. ALL REINFORCING PER MANUFACTURERS REQUIREMENTS.



LANE ENTERPRISES, INC.

STEEL STRUCTURAL PLATE

BOX CULVERT DETAIL

10'-5" x 2'-8"

Drawing Number: BC-S-10.42

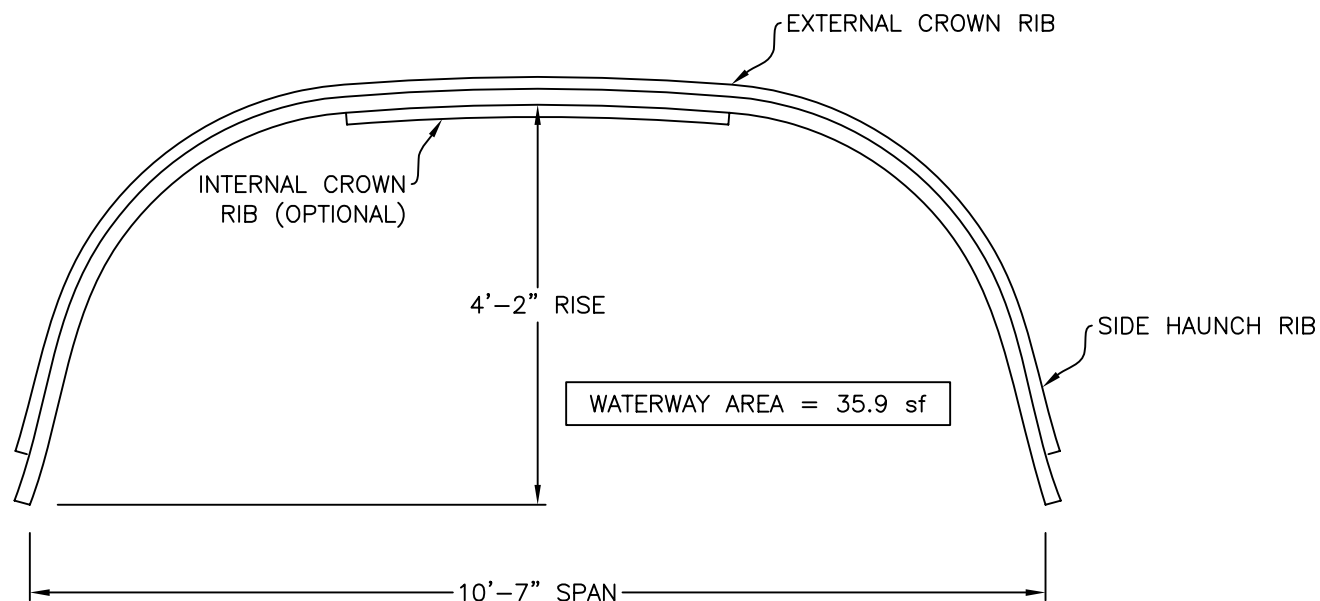

Page Number: 1 OF 1

Date Drawn: 3/16/08

Drawn By: JCH

NOTES:

1. DIMENSIONS ARE SHOWN TO THE INSIDE OF THE CORRUGATION CRESTS.
2. DIMENSIONS ARE SUBJECT TO MANUFACTURING TOLERANCES.
3. PLATE LAYOUT WILL BE DETERMINED BY MANUFACTURER.
4. ALL REINFORCING PER MANUFACTURERS REQUIREMENTS.



LANE ENTERPRISES, INC.

STEEL STRUCTURAL PLATE

BOX CULVERT DETAIL

10'-7" x 4'-2"

Drawing Number: BC-S-10.58


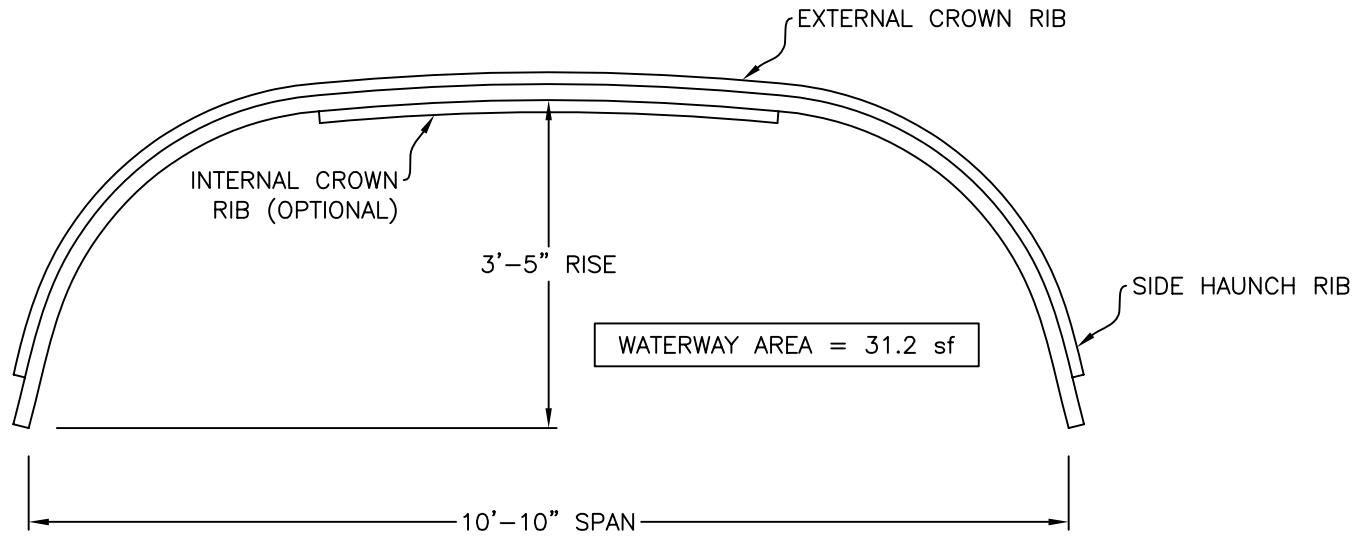
Page Number: 1 OF 1

Date Drawn: 3/16/08

Drawn By: JCH

NOTES:

1. DIMENSIONS ARE SHOWN TO THE INSIDE OF THE CORRUGATION CRESTS.
2. DIMENSIONS ARE SUBJECT TO MANUFACTURING TOLERANCES.
3. PLATE LAYOUT WILL BE DETERMINED BY MANUFACTURER.
4. ALL REINFORCING PER MANUFACTURERS REQUIREMENTS.



LANE ENTERPRISES, INC.

STEEL STRUCTURAL PLATE
BOX CULVERT DETAIL
10'-10" x 3'-5"

Drawing Number: BC-S-10.83


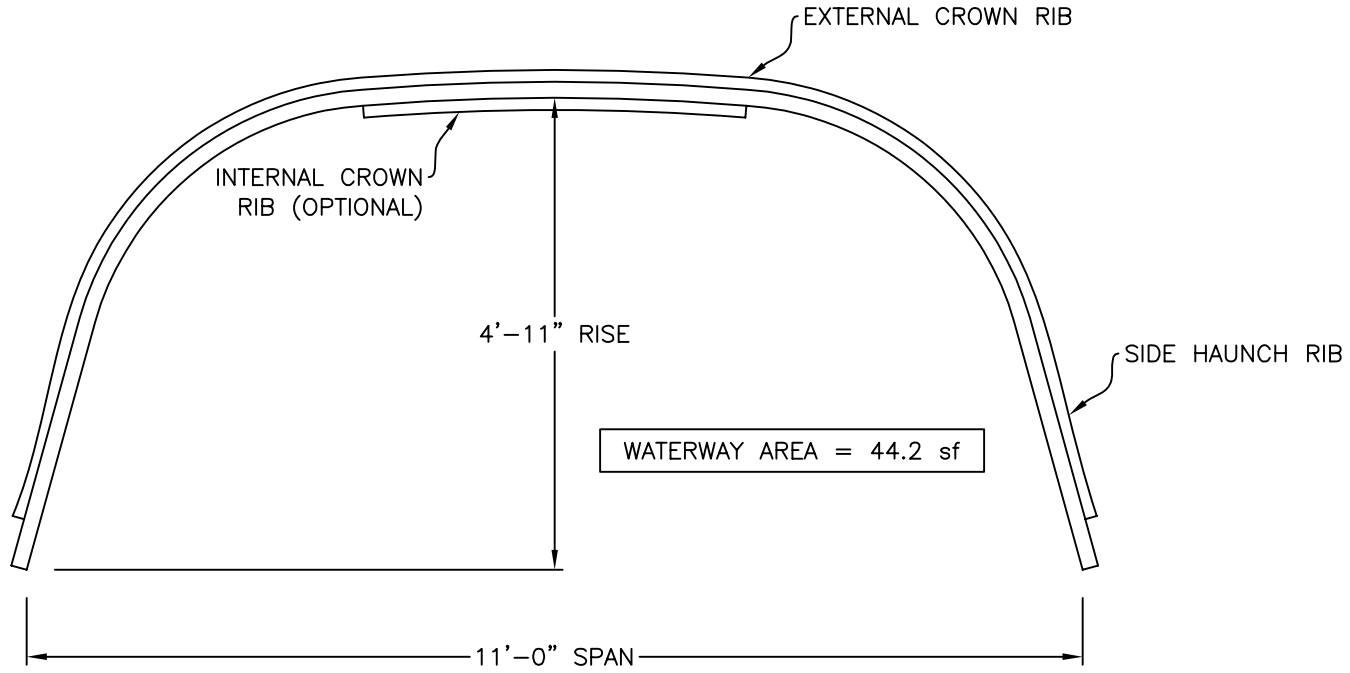
Page Number: 1 OF 1

Date Drawn: 3/16/08

Drawn By: JCH

NOTES:

1. DIMENSIONS ARE SHOWN TO THE INSIDE OF THE CORRUGATION CRESTS.
2. DIMENSIONS ARE SUBJECT TO MANUFACTURING TOLERANCES.
3. PLATE LAYOUT WILL BE DETERMINED BY MANUFACTURER.
4. ALL REINFORCING PER MANUFACTURERS REQUIREMENTS.



LANE ENTERPRISES, INC.

STEEL STRUCTURAL PLATE

BOX CULVERT DETAIL

11'-0" x 4'-11"

Drawing Number: BC-S-11.00


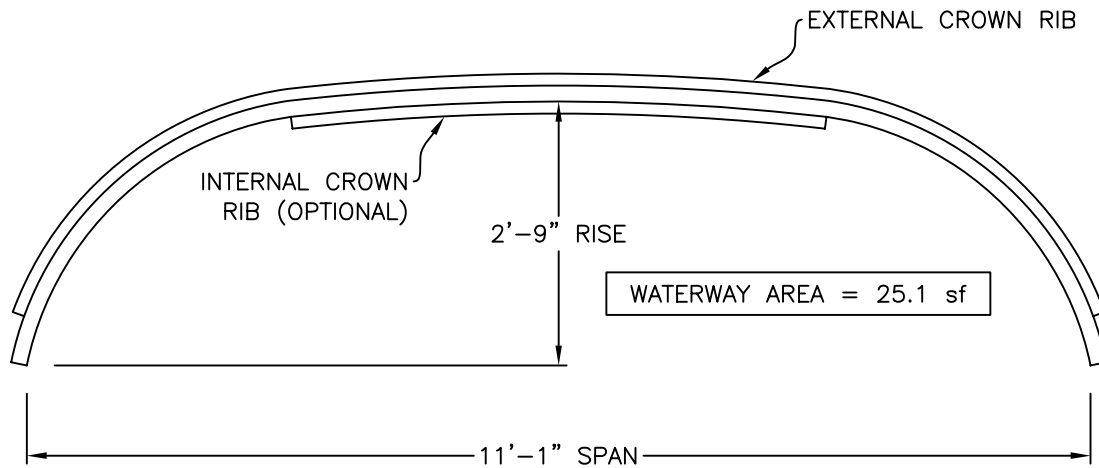
Page Number: 1 OF 1

Date Drawn: 3/16/08

Drawn By: JCH

NOTES:

1. DIMENSIONS ARE SHOWN TO THE INSIDE OF THE CORRUGATION CRESTS.
2. DIMENSIONS ARE SUBJECT TO MANUFACTURING TOLERANCES.
3. PLATE LAYOUT WILL BE DETERMINED BY MANUFACTURER.
4. ALL REINFORCING PER MANUFACTURERS REQUIREMENTS.



LANE ENTERPRISES, INC.

STEEL STRUCTURAL PLATE

BOX CULVERT DETAIL

11'-1" x 2'-9"

Drawing Number: BC-S-11.08

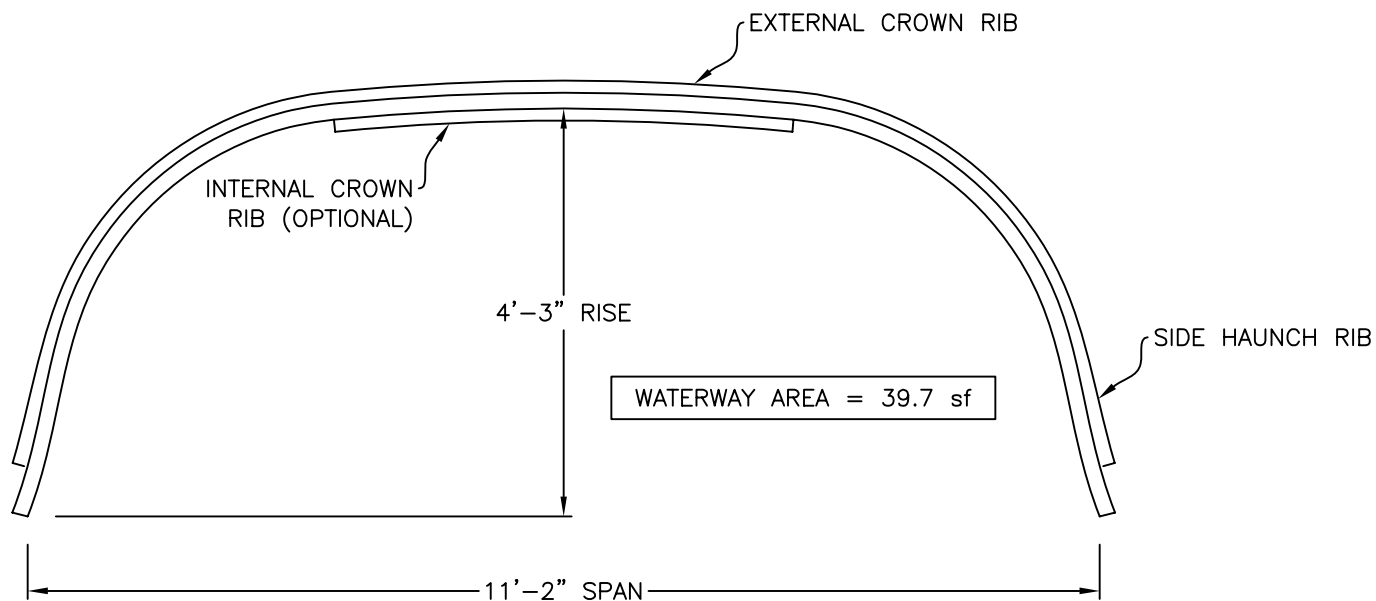

Page Number: 1 OF 1

Date Drawn: 3/16/08

Drawn By: JCH

NOTES:

1. DIMENSIONS ARE SHOWN TO THE INSIDE OF THE CORRUGATION CRESTS.
2. DIMENSIONS ARE SUBJECT TO MANUFACTURING TOLERANCES.
3. PLATE LAYOUT WILL BE DETERMINED BY MANUFACTURER.
4. ALL REINFORCING PER MANUFACTURERS REQUIREMENTS.



LANE ENTERPRISES, INC.

STEEL STRUCTURAL PLATE

BOX CULVERT DETAIL

11'-2" x 4'-3"

Drawing Number: BC-S-11.17


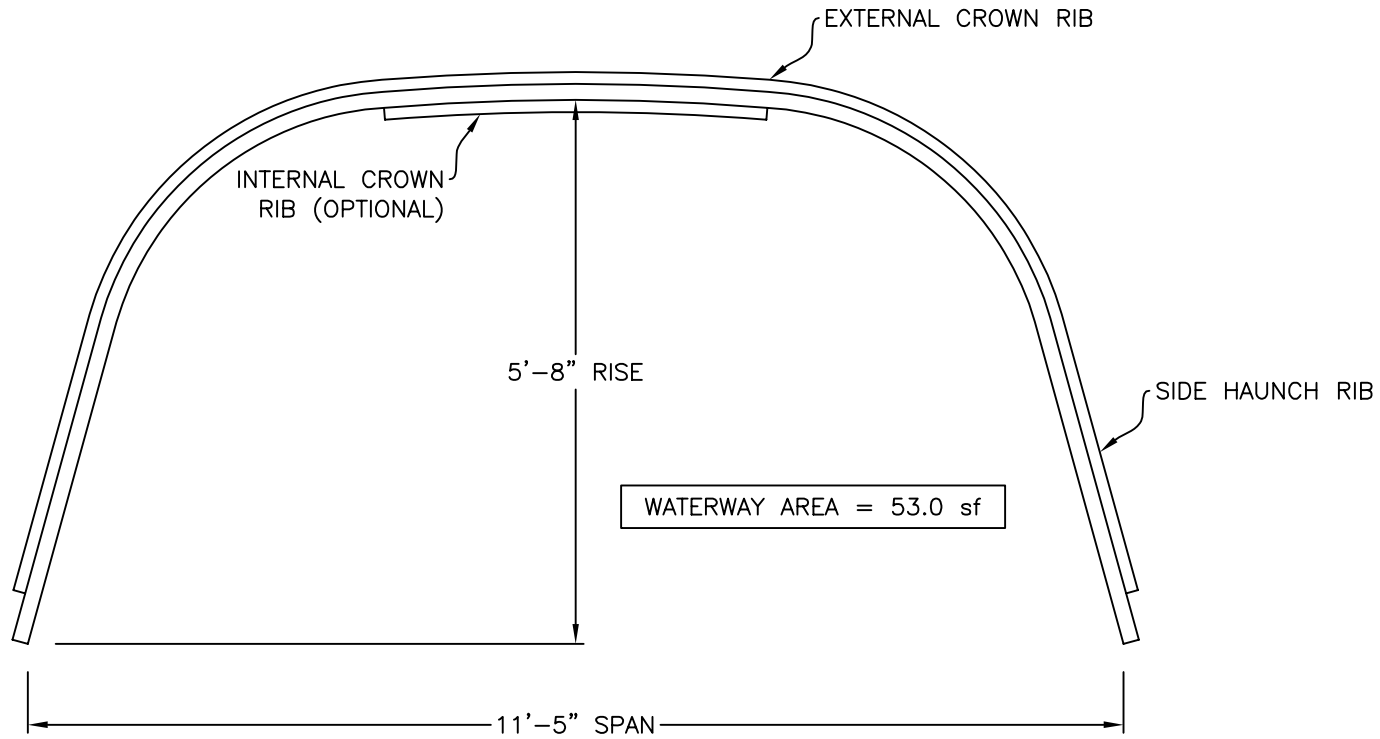
Page Number: 1 OF 1

Date Drawn: 3/16/08

Drawn By: JCH

NOTES:

1. DIMENSIONS ARE SHOWN TO THE INSIDE OF THE CORRUGATION CRESTS.
2. DIMENSIONS ARE SUBJECT TO MANUFACTURING TOLERANCES.
3. PLATE LAYOUT WILL BE DETERMINED BY MANUFACTURER.
4. ALL REINFORCING PER MANUFACTURERS REQUIREMENTS.



LANE ENTERPRISES, INC.

STEEL STRUCTURAL PLATE

BOX CULVERT DETAIL

11'-5" x 5'-8"

BC-S-11.42


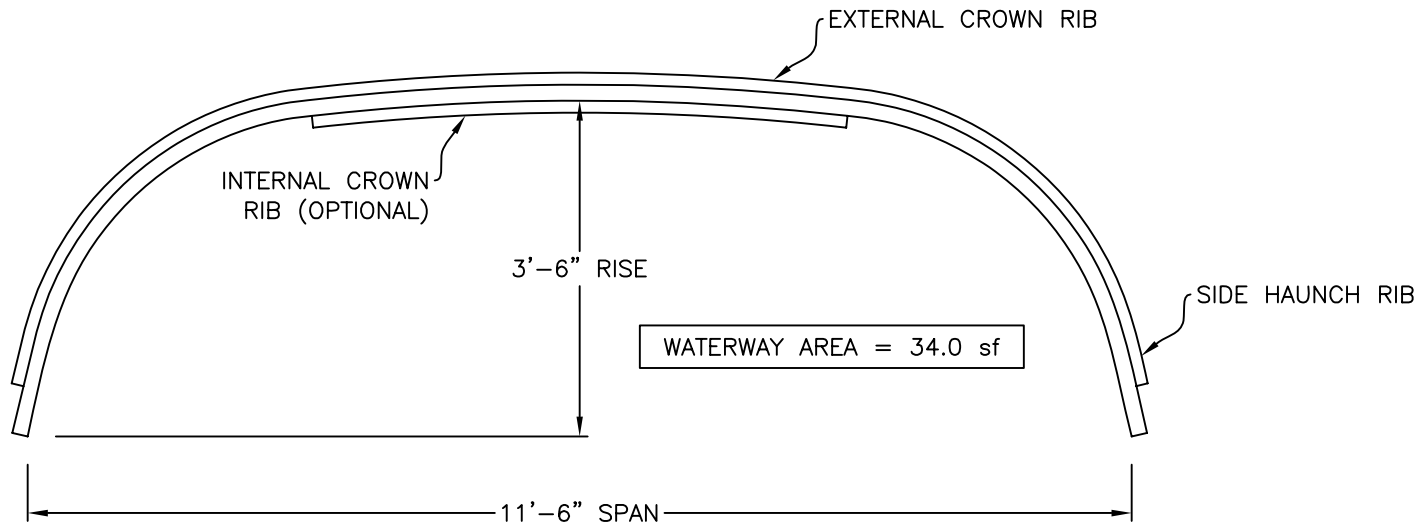
1 OF 1

3/16/08

JCH

NOTES:

1. DIMENSIONS ARE SHOWN TO THE INSIDE OF THE CORRUGATION CRESTS.
2. DIMENSIONS ARE SUBJECT TO MANUFACTURING TOLERANCES.
3. PLATE LAYOUT WILL BE DETERMINED BY MANUFACTURER.
4. ALL REINFORCING PER MANUFACTURERS REQUIREMENTS.



LANE ENTERPRISES, INC.

STEEL STRUCTURAL PLATE

BOX CULVERT DETAIL

11'-6" x 3'-6"

BC-S-11.50


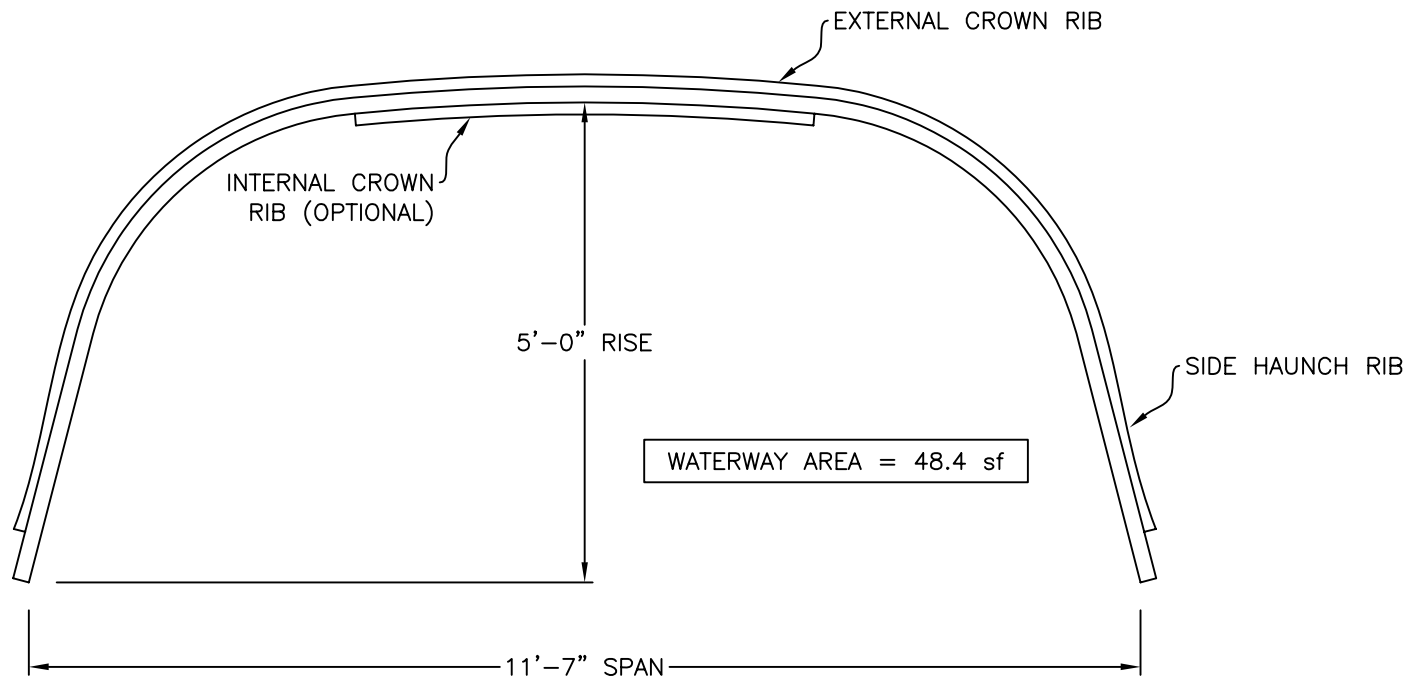
1 OF 1

3/16/08

JCH

NOTES:

1. DIMENSIONS ARE SHOWN TO THE INSIDE OF THE CORRUGATION CRESTS.
2. DIMENSIONS ARE SUBJECT TO MANUFACTURING TOLERANCES.
3. PLATE LAYOUT WILL BE DETERMINED BY MANUFACTURER.
4. ALL REINFORCING PER MANUFACTURERS REQUIREMENTS.



LANE ENTERPRISES, INC.

STEEL STRUCTURAL PLATE

BOX CULVERT DETAIL

11'-7" x 5'-0"

Drawing Number: BC-S-11.58

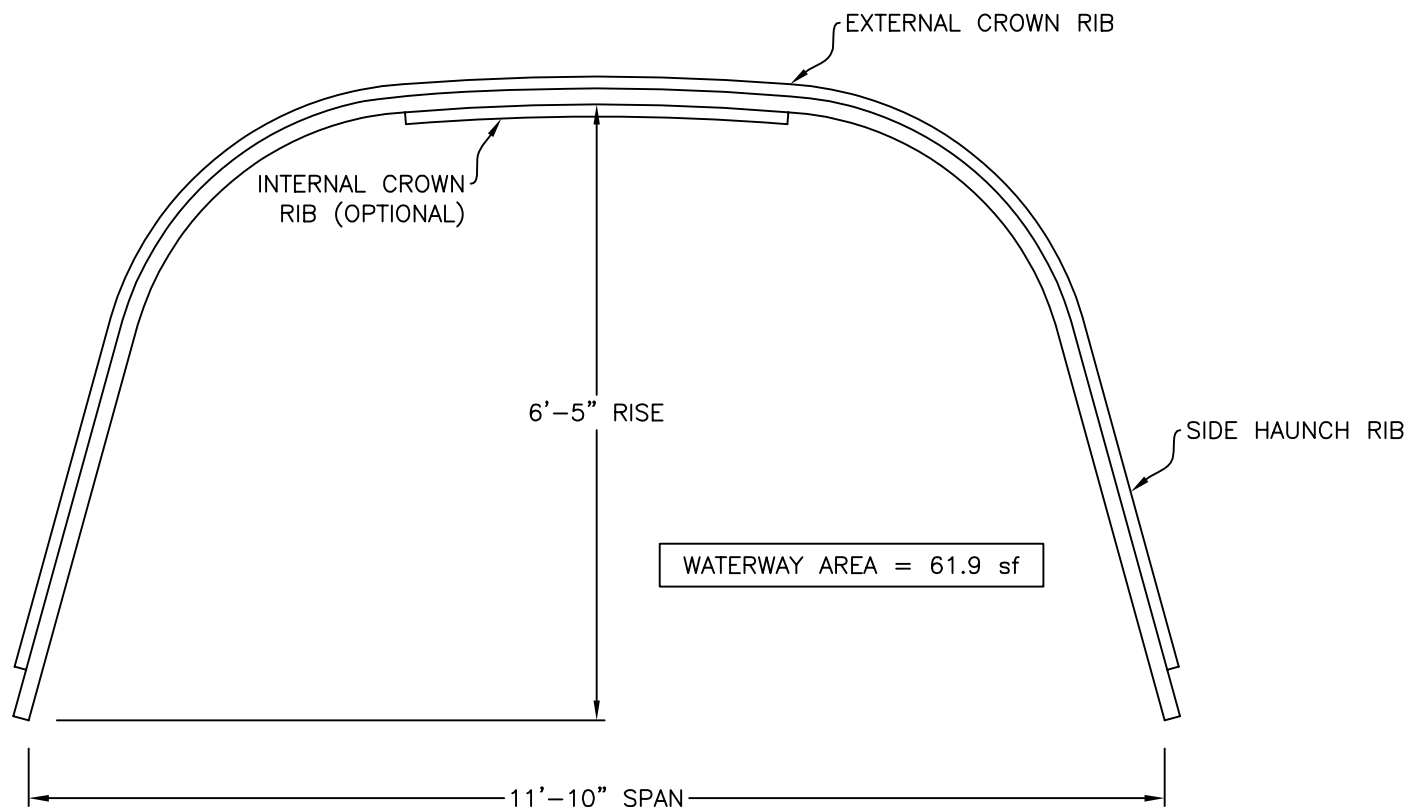

Page Number: 1 OF 1

Date Drawn: 3/16/08

Drawn By: JCH

NOTES:

1. DIMENSIONS ARE SHOWN TO THE INSIDE OF THE CORRUGATION CRESTS.
2. DIMENSIONS ARE SUBJECT TO MANUFACTURING TOLERANCES.
3. PLATE LAYOUT WILL BE DETERMINED BY MANUFACTURER.
4. ALL REINFORCING PER MANUFACTURERS REQUIREMENTS.



LANE ENTERPRISES, INC.

STEEL STRUCTURAL PLATE

BOX CULVERT DETAIL

11'-10" x 6'-5"

Drawing Number: BC-S-11.83-1


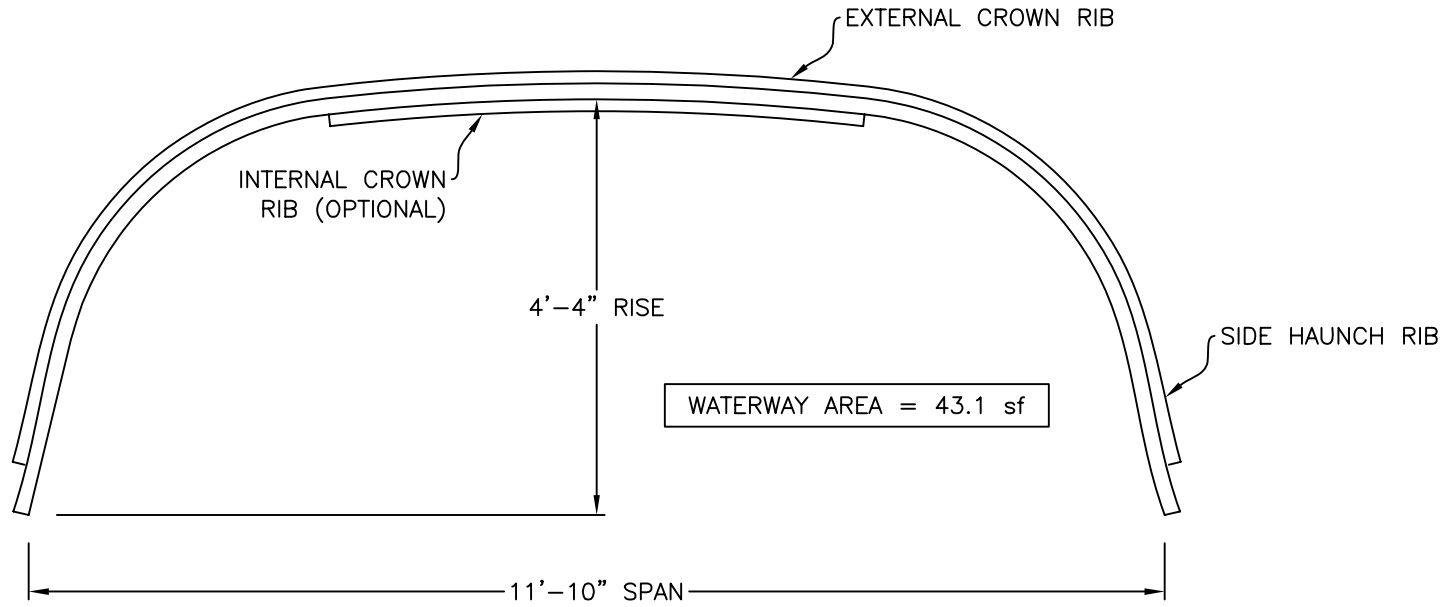
Page Number: 1 OF 1

Date Drawn: 3/16/08

Drawn By: JCH

NOTES:

1. DIMENSIONS ARE SHOWN TO THE INSIDE OF THE CORRUGATION CRESTS.
2. DIMENSIONS ARE SUBJECT TO MANUFACTURING TOLERANCES.
3. PLATE LAYOUT WILL BE DETERMINED BY MANUFACTURER.
4. ALL REINFORCING PER MANUFACTURERS REQUIREMENTS.



LANE ENTERPRISES, INC.

STEEL STRUCTURAL PLATE

BOX CULVERT DETAIL

11'-10" x 4'-4"

Drawing Number: BC-S-11.83-2


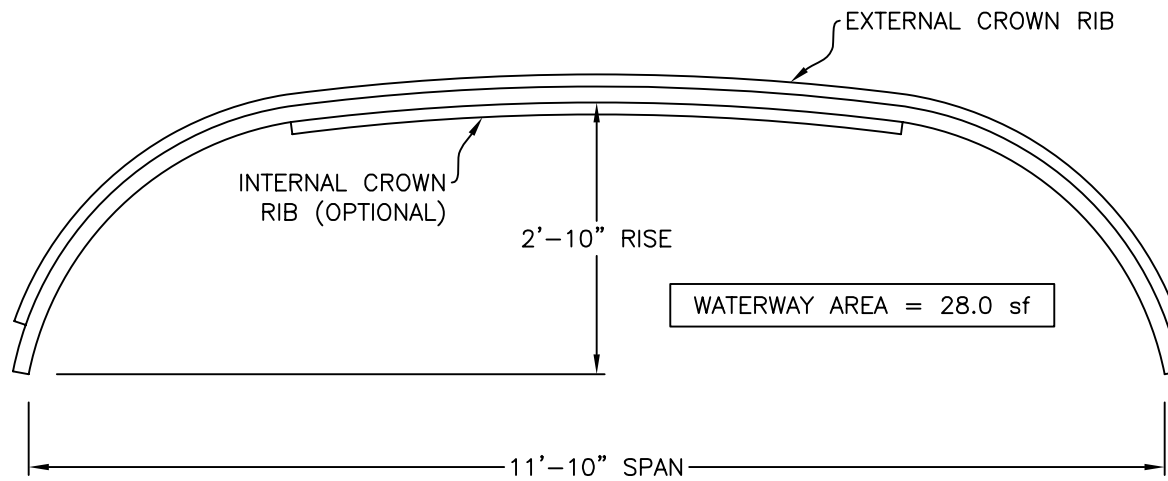
Page Number: 1 OF 1

Date Drawn: 3/16/08

Drawn By: JCH

NOTES:

1. DIMENSIONS ARE SHOWN TO THE INSIDE OF THE CORRUGATION CRESTS.
2. DIMENSIONS ARE SUBJECT TO MANUFACTURING TOLERANCES.
3. PLATE LAYOUT WILL BE DETERMINED BY MANUFACTURER.
4. ALL REINFORCING PER MANUFACTURERS REQUIREMENTS.



LANE ENTERPRISES, INC.

STEEL STRUCTURAL PLATE

BOX CULVERT DETAIL

11'-10" x 2'-10"

Drawing Number: BC-S-11.83-3


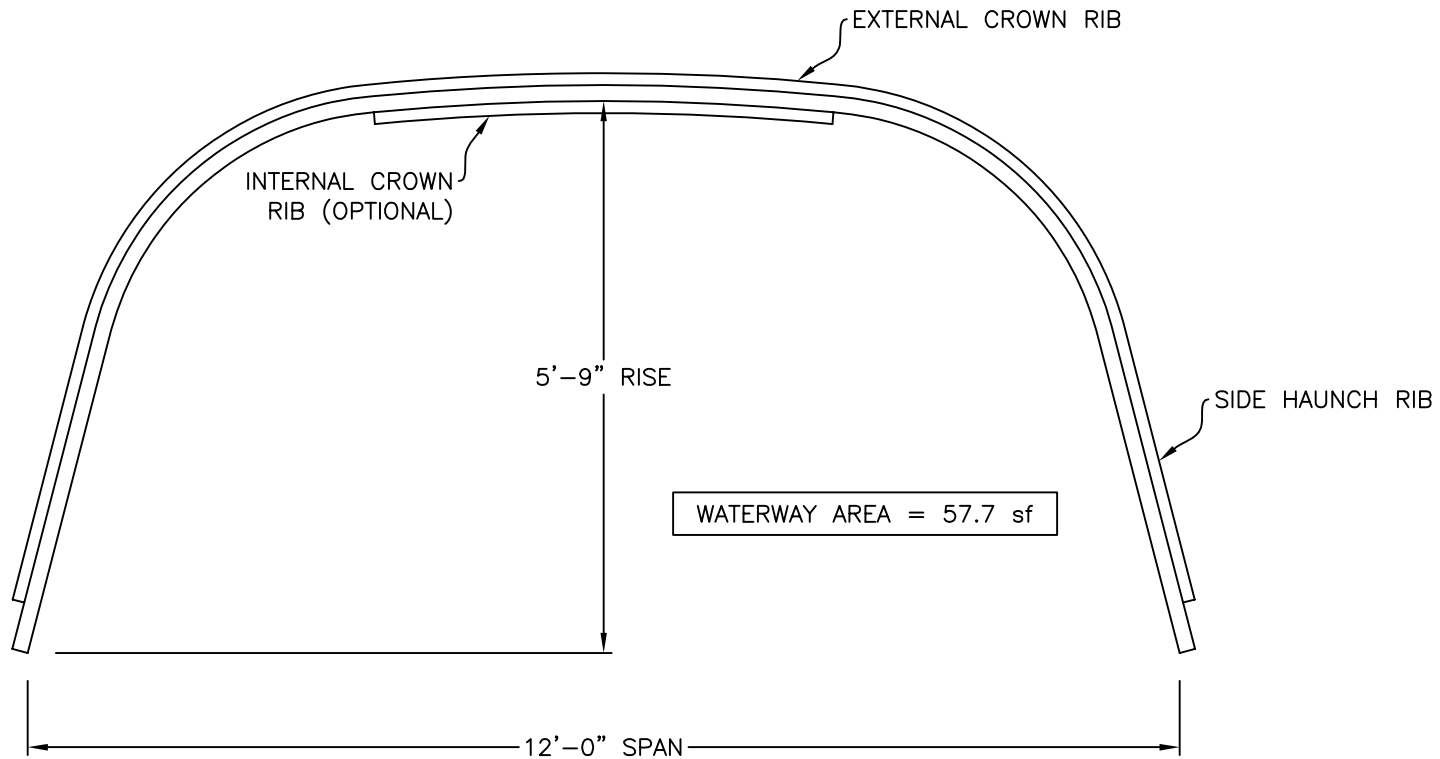
Page Number: 1 OF 1

Date Drawn: 3/16/08

Drawn By: JCH

NOTES:

1. DIMENSIONS ARE SHOWN TO THE INSIDE OF THE CORRUGATION CRESTS.
2. DIMENSIONS ARE SUBJECT TO MANUFACTURING TOLERANCES.
3. PLATE LAYOUT WILL BE DETERMINED BY MANUFACTURER.
4. ALL REINFORCING PER MANUFACTURERS REQUIREMENTS.



LANE ENTERPRISES, INC.

STEEL STRUCTURAL PLATE

BOX CULVERT DETAIL

12'-0" x 5'-9"

Drawing Number: BC-S-12.00


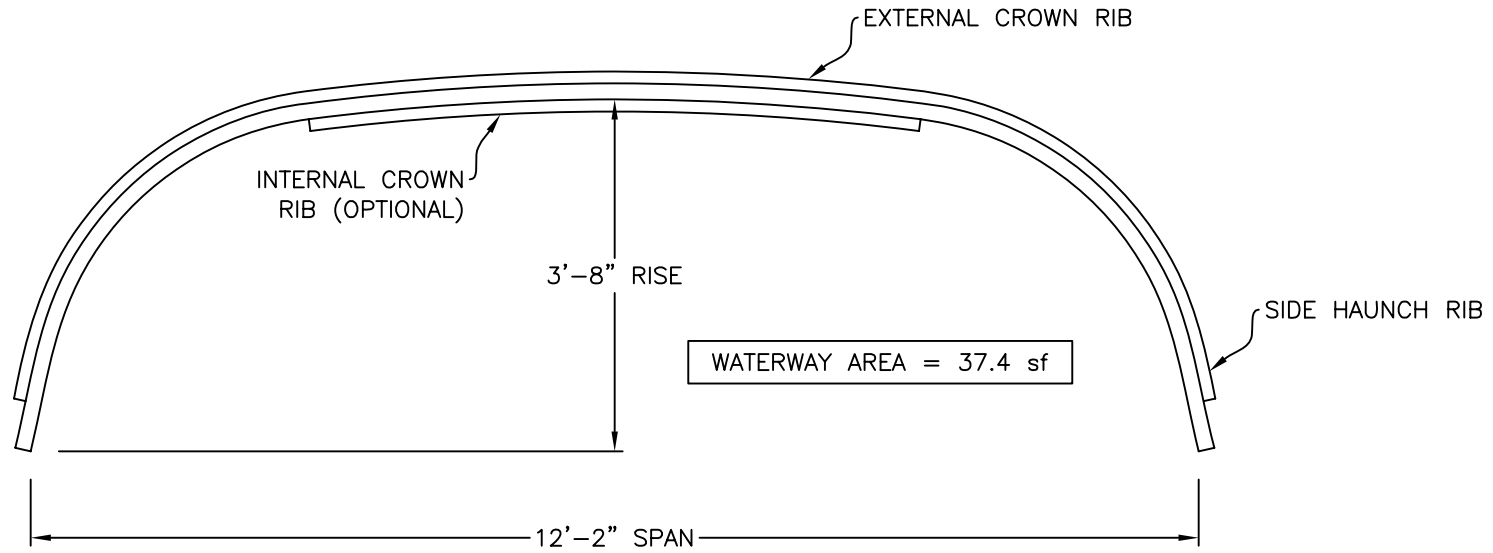
Page Number: 1 OF 1

Date Drawn: 3/16/08

Drawn By: JCH

NOTES:

1. DIMENSIONS ARE SHOWN TO THE INSIDE OF THE CORRUGATION CRESTS.
2. DIMENSIONS ARE SUBJECT TO MANUFACTURING TOLERANCES.
3. PLATE LAYOUT WILL BE DETERMINED BY MANUFACTURER.
4. ALL REINFORCING PER MANUFACTURERS REQUIREMENTS.



LANE ENTERPRISES, INC.

STEEL STRUCTURAL PLATE

BOX CULVERT DETAIL

12'-2" x 3'-8"

Drawing Number: BC-S-12.17


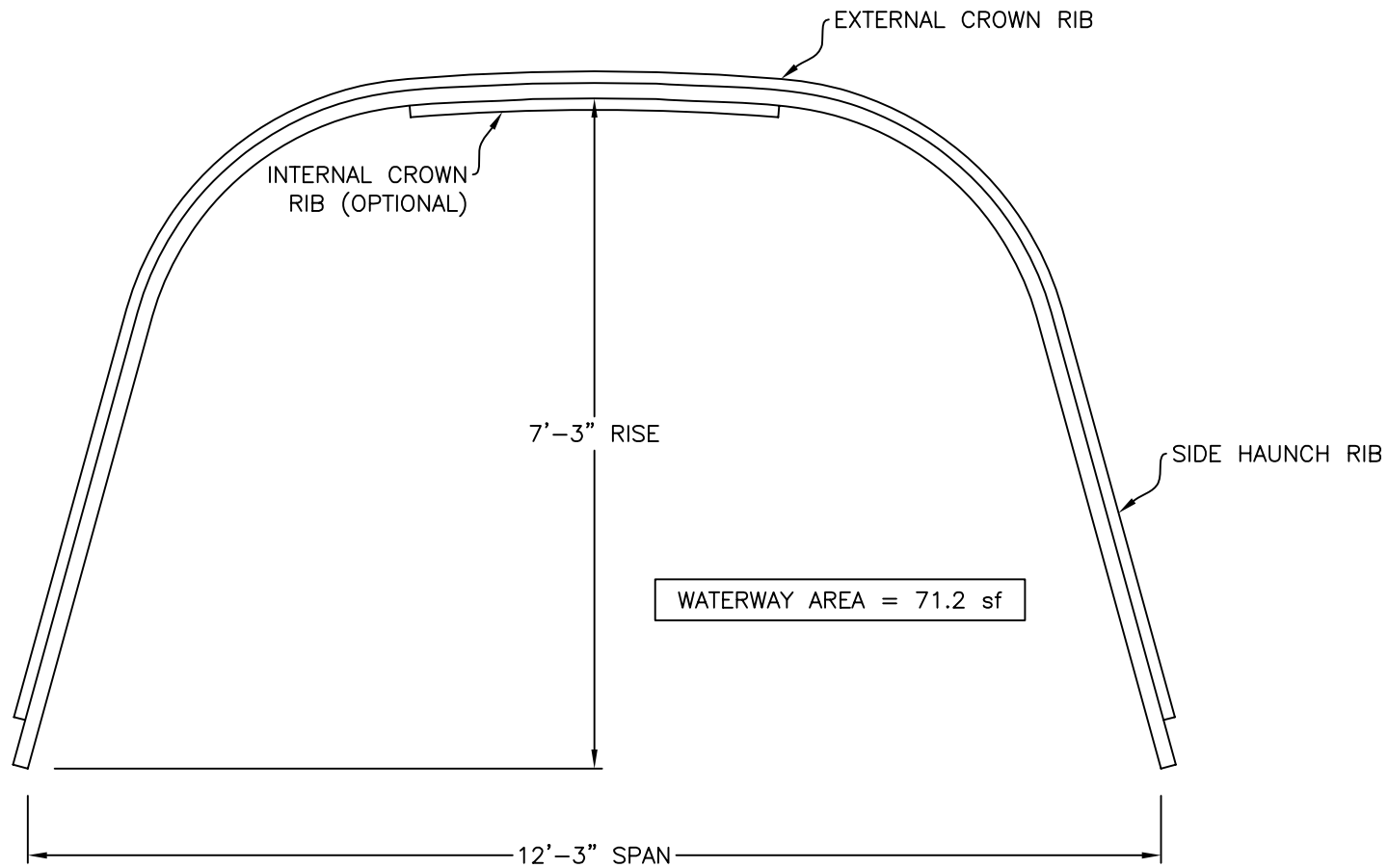
Page Number: 1 OF 1

Date Drawn: 3/16/08

Drawn By: JCH

NOTES:

1. DIMENSIONS ARE SHOWN TO THE INSIDE OF THE CORRUGATION CRESTS.
2. DIMENSIONS ARE SUBJECT TO MANUFACTURING TOLERANCES.
3. PLATE LAYOUT WILL BE DETERMINED BY MANUFACTURER.
4. ALL REINFORCING PER MANUFACTURERS REQUIREMENTS.



LANE ENTERPRISES, INC.

STEEL STRUCTURAL PLATE

BOX CULVERT DETAIL

12'-3" x 7'-3"

Drawing Number: BC-S-12.25-1


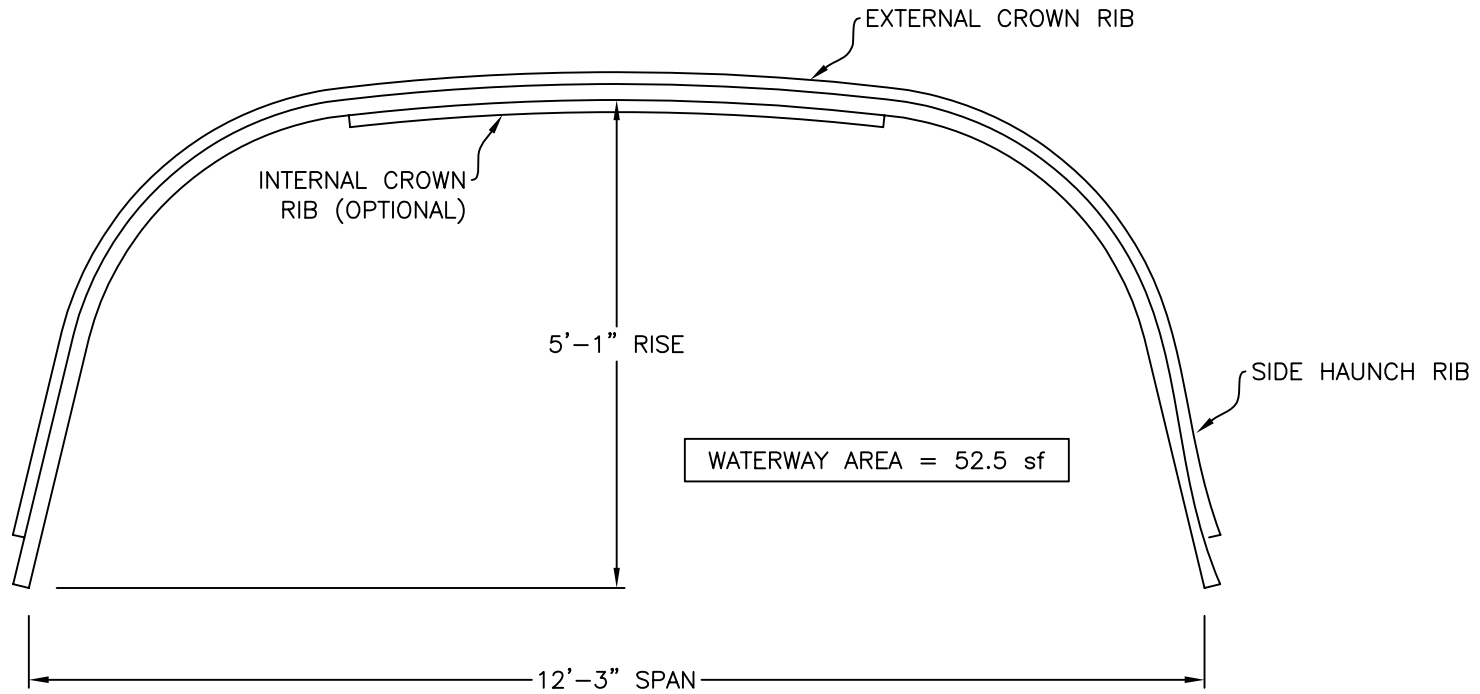
Page Number: 1 OF 1

Date Drawn: 3/16/08

Drawn By: JCH

NOTES:

1. DIMENSIONS ARE SHOWN TO THE INSIDE OF THE CORRUGATION CRESTS.
2. DIMENSIONS ARE SUBJECT TO MANUFACTURING TOLERANCES.
3. PLATE LAYOUT WILL BE DETERMINED BY MANUFACTURER.
4. ALL REINFORCING PER MANUFACTURERS REQUIREMENTS.



LANE ENTERPRISES, INC.

STEEL STRUCTURAL PLATE

BOX CULVERT DETAIL

12'-3" x 5'-1"

Drawing Number: BC-S-12.25-2


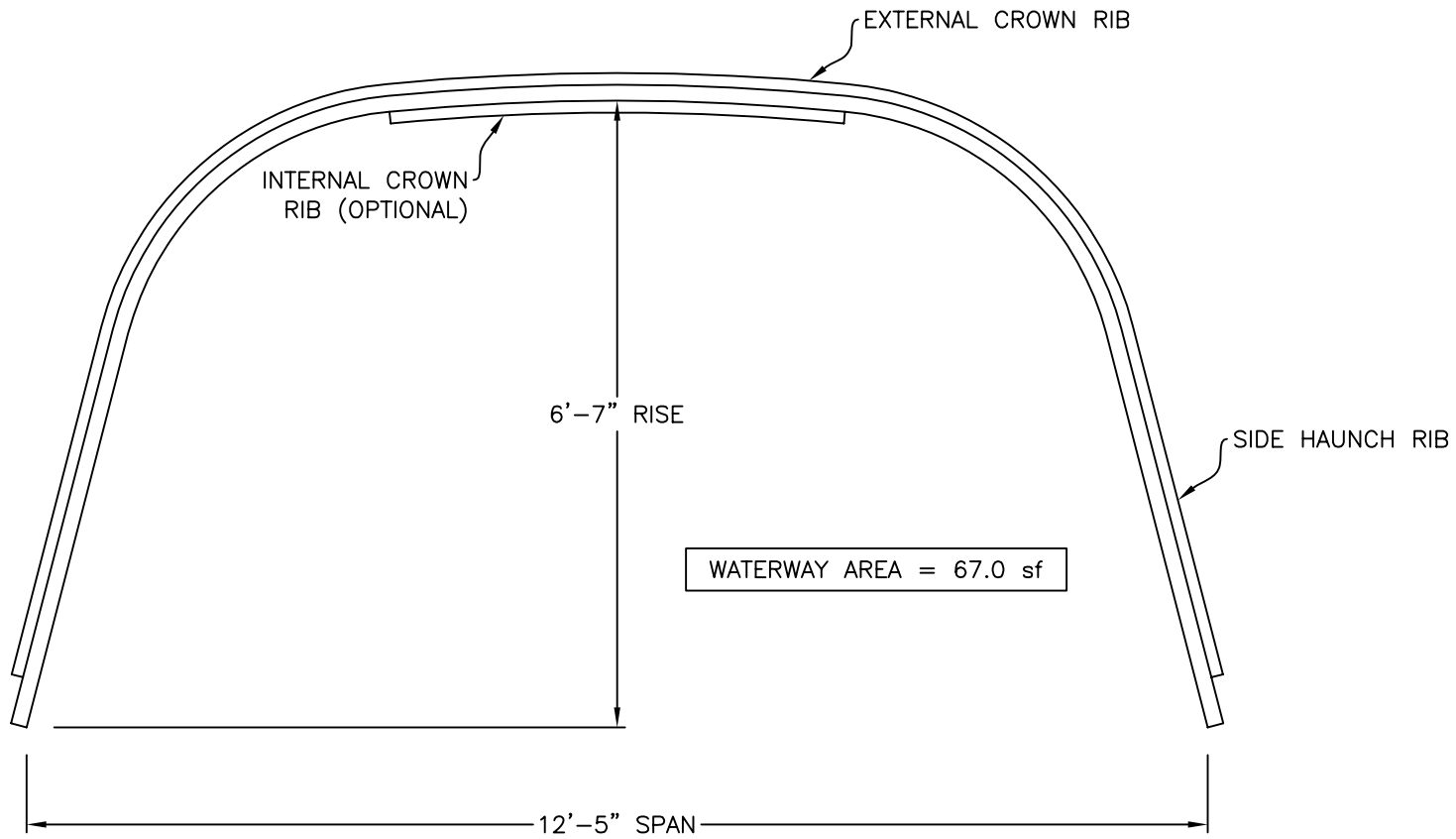
Page Number: 1 OF 1

Date Drawn: 3/16/08

Drawn By: JCH

NOTES:

1. DIMENSIONS ARE SHOWN TO THE INSIDE OF THE CORRUGATION CRESTS.
2. DIMENSIONS ARE SUBJECT TO MANUFACTURING TOLERANCES.
3. PLATE LAYOUT WILL BE DETERMINED BY MANUFACTURER.
4. ALL REINFORCING PER MANUFACTURERS REQUIREMENTS.



LANE ENTERPRISES, INC.

STEEL STRUCTURAL PLATE

BOX CULVERT DETAIL

12'-5" x 6'-7"

Drawing Number: BC-S-12.42


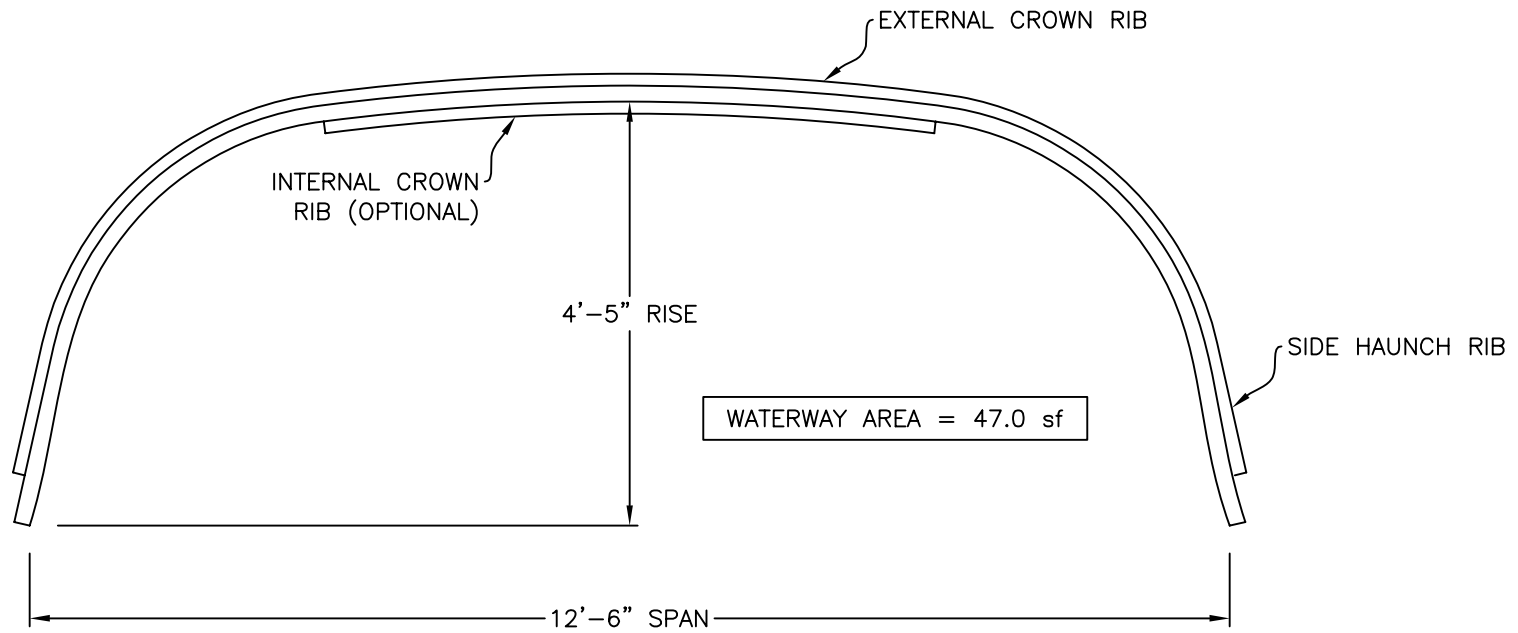
Page Number: 1 OF 1

Date Drawn: 3/16/08

Drawn By: JCH

NOTES:

1. DIMENSIONS ARE SHOWN TO THE INSIDE OF THE CORRUGATION CRESTS.
2. DIMENSIONS ARE SUBJECT TO MANUFACTURING TOLERANCES.
3. PLATE LAYOUT WILL BE DETERMINED BY MANUFACTURER.
4. ALL REINFORCING PER MANUFACTURERS REQUIREMENTS.



LANE ENTERPRISES, INC.

STEEL STRUCTURAL PLATE

BOX CULVERT DETAIL

12'-6" x 4'-5"

Drawing Number: BC-S-12.50-1


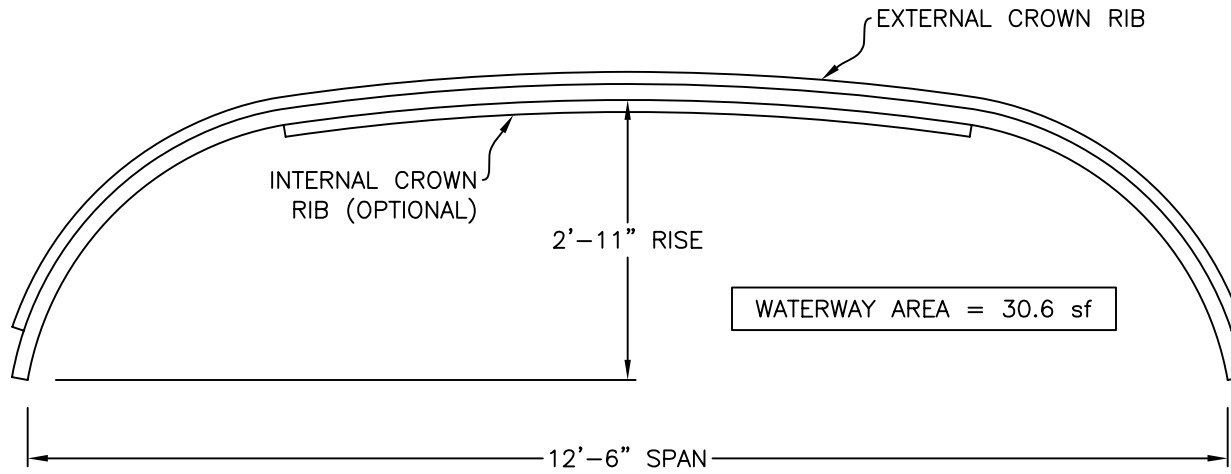
Page Number: 1 OF 1

Date Drawn: 3/16/08

Drawn By: JCH

NOTES:

1. DIMENSIONS ARE SHOWN TO THE INSIDE OF THE CORRUGATION CRESTS.
2. DIMENSIONS ARE SUBJECT TO MANUFACTURING TOLERANCES.
3. PLATE LAYOUT WILL BE DETERMINED BY MANUFACTURER.
4. ALL REINFORCING PER MANUFACTURERS REQUIREMENTS.



LANE ENTERPRISES, INC.

STEEL STRUCTURAL PLATE

BOX CULVERT DETAIL

12'-6" x 2'-11"

Drawing Number: BC-S-12.50-2


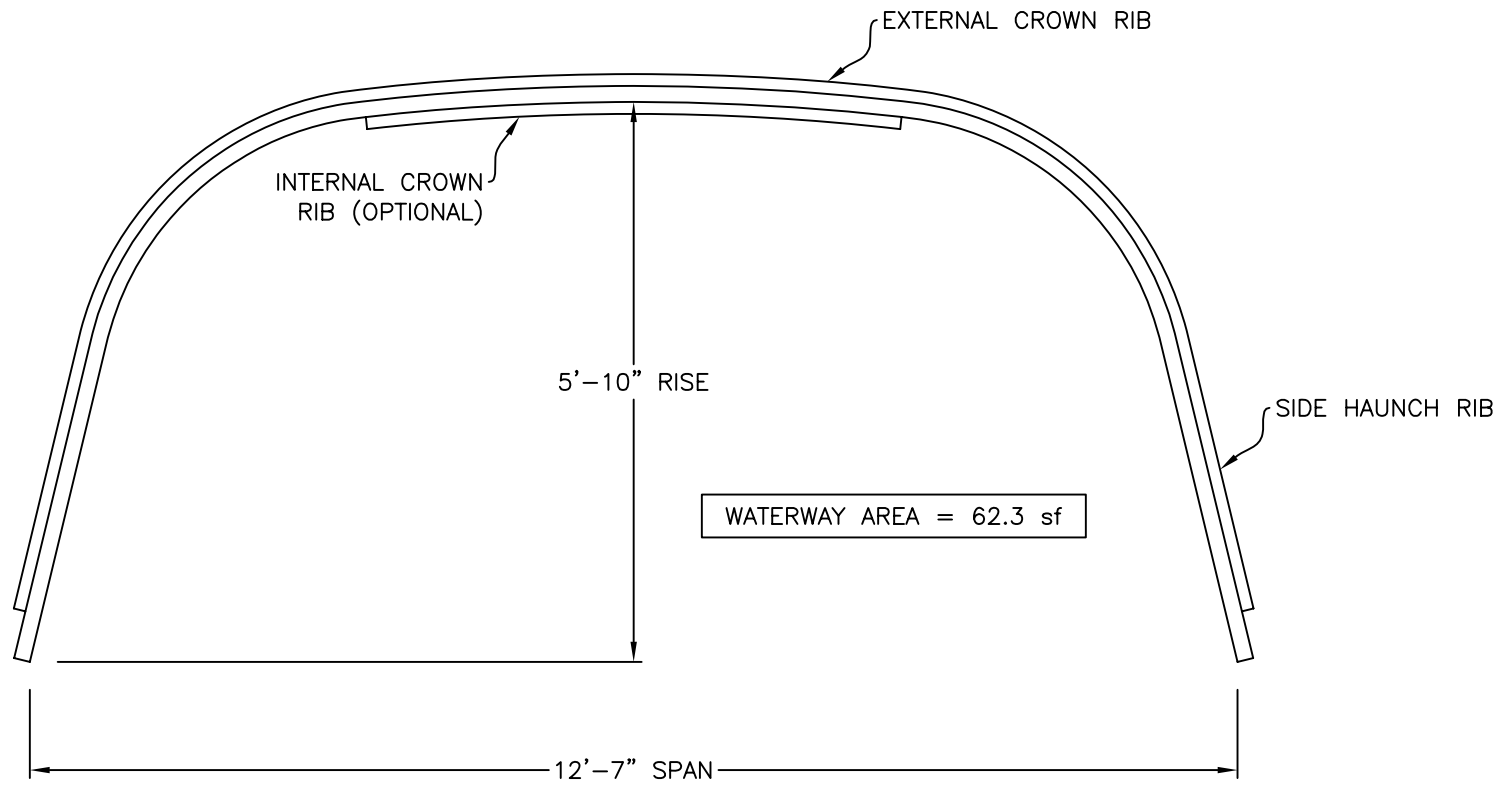
Page Number: 1 OF 1

Date Drawn: 3/16/08

Drawn By: JCH

NOTES:

1. DIMENSIONS ARE SHOWN TO THE INSIDE OF THE CORRUGATION CRESTS.
2. DIMENSIONS ARE SUBJECT TO MANUFACTURING TOLERANCES.
3. PLATE LAYOUT WILL BE DETERMINED BY MANUFACTURER.
4. ALL REINFORCING PER MANUFACTURERS REQUIREMENTS.



LANE ENTERPRISES, INC.

STEEL STRUCTURAL PLATE

BOX CULVERT DETAIL

12'-7" x 5'-10"

Drawing Number: BC-S-12.58


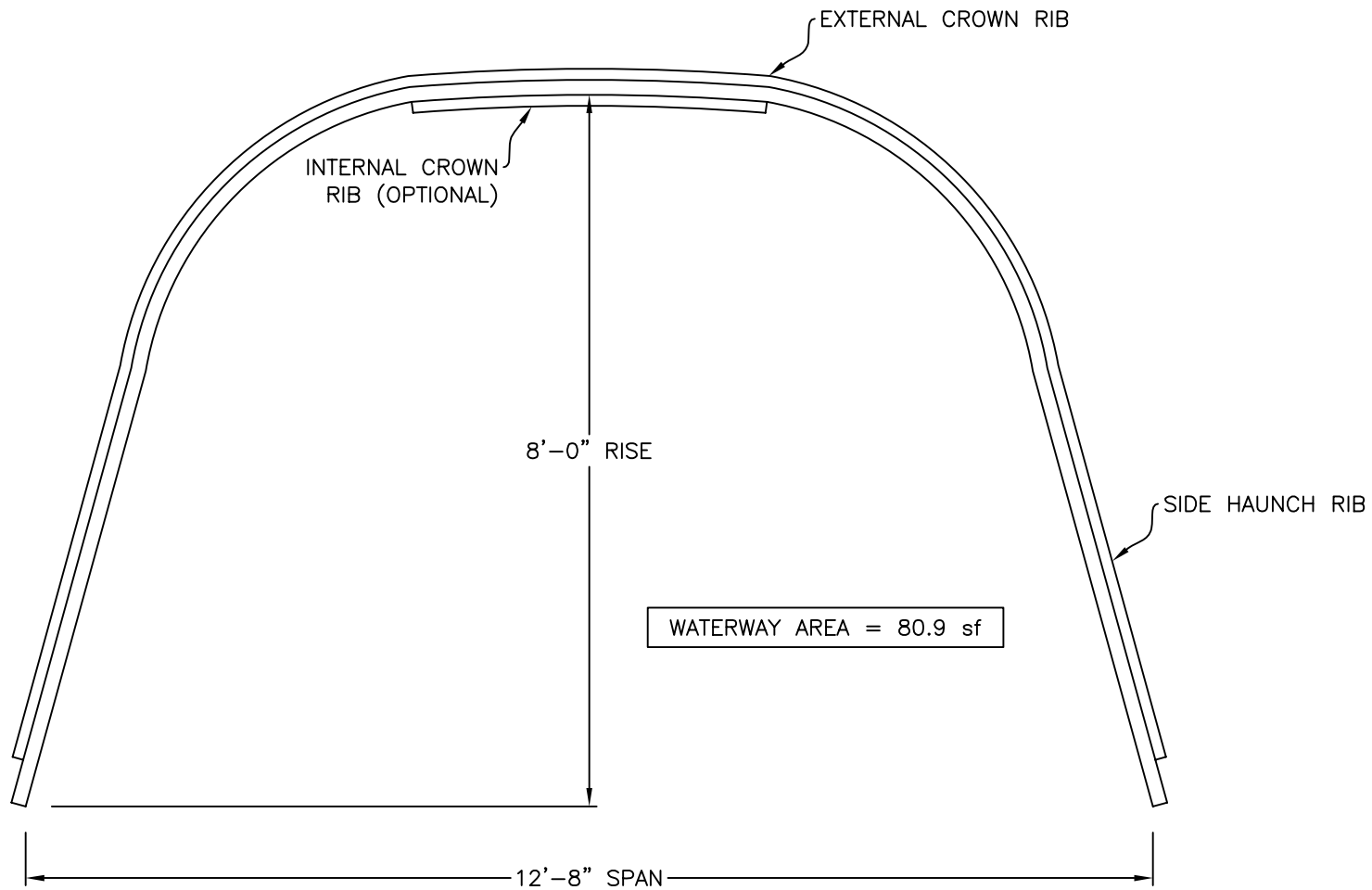
Page Number: 1 OF 1

Date Drawn: 3/16/08

Drawn By: JCH

NOTES:

1. DIMENSIONS ARE SHOWN TO THE INSIDE OF THE CORRUGATION CRESTS.
2. DIMENSIONS ARE SUBJECT TO MANUFACTURING TOLERANCES.
3. PLATE LAYOUT WILL BE DETERMINED BY MANUFACTURER.
4. ALL REINFORCING PER MANUFACTURERS REQUIREMENTS.



LANE ENTERPRISES, INC.

STEEL STRUCTURAL PLATE

BOX CULVERT DETAIL

12'-8" x 8'-0"

Drawing Number: BC-S-12.67


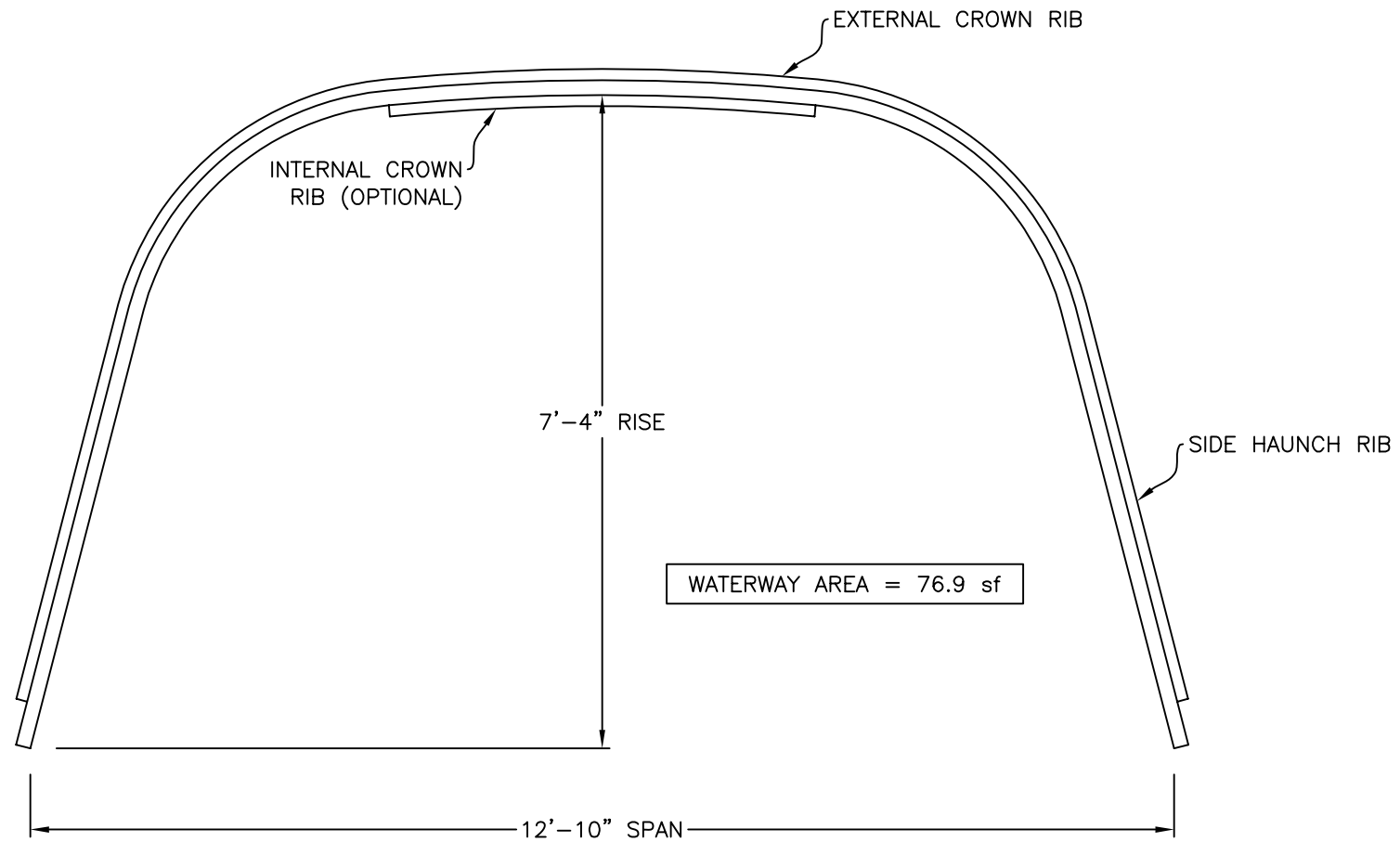
Page Number: 1 OF 1

Date Drawn: 3/16/08

Drawn By: JCH

NOTES:

1. DIMENSIONS ARE SHOWN TO THE INSIDE OF THE CORRUGATION CRESTS.
2. DIMENSIONS ARE SUBJECT TO MANUFACTURING TOLERANCES.
3. PLATE LAYOUT WILL BE DETERMINED BY MANUFACTURER.
4. ALL REINFORCING PER MANUFACTURERS REQUIREMENTS.



LANE ENTERPRISES, INC.

STEEL STRUCTURAL PLATE

BOX CULVERT DETAIL

12'-10" x 7'-4"

Drawing Number: BC-S-12.83-1


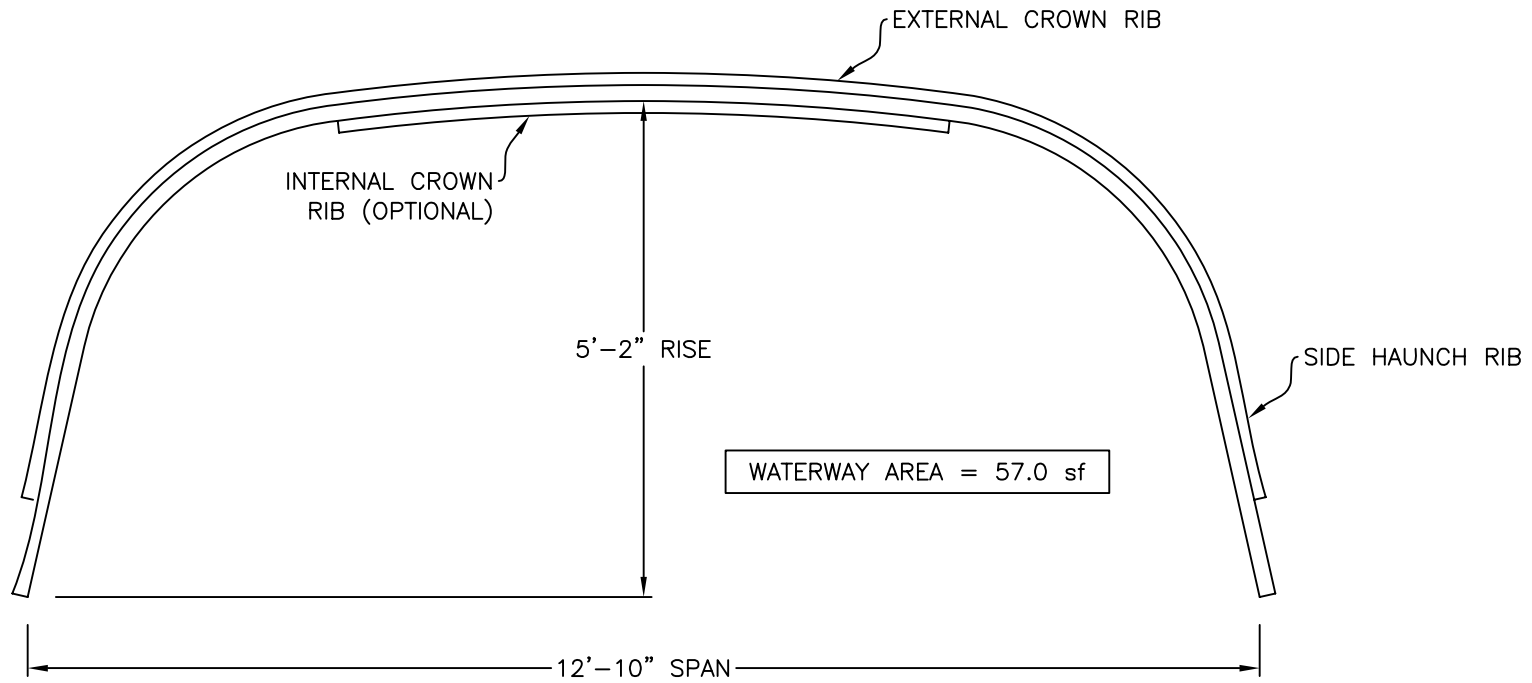
Page Number: 1 OF 1

Date Drawn: 3/16/08

Drawn By: JCH

NOTES:

1. DIMENSIONS ARE SHOWN TO THE INSIDE OF THE CORRUGATION CRESTS.
2. DIMENSIONS ARE SUBJECT TO MANUFACTURING TOLERANCES.
3. PLATE LAYOUT WILL BE DETERMINED BY MANUFACTURER.
4. ALL REINFORCING PER MANUFACTURERS REQUIREMENTS.



LANE ENTERPRISES, INC.

STEEL STRUCTURAL PLATE

BOX CULVERT DETAIL

12'-10" x 5'-2"

Drawing Number: BC-S-12.83-2


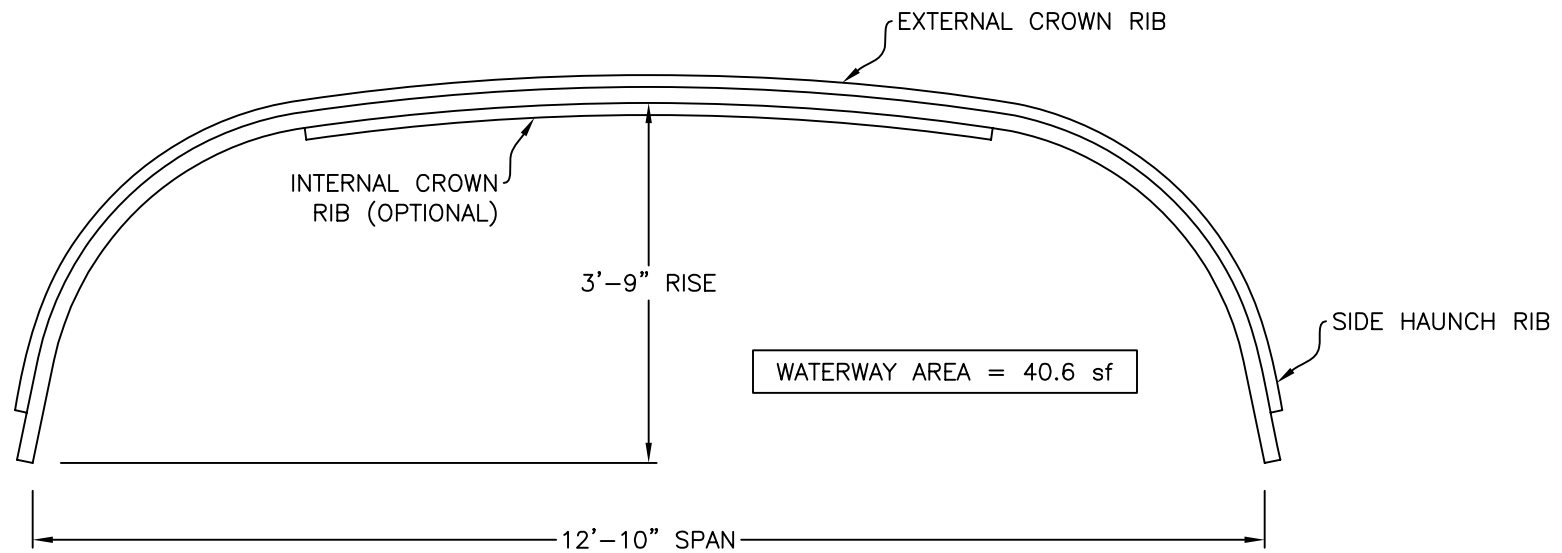
Page Number: 1 OF 1

Date Drawn: 3/16/08

Drawn By: JCH

NOTES:

1. DIMENSIONS ARE SHOWN TO THE INSIDE OF THE CORRUGATION CRESTS.
2. DIMENSIONS ARE SUBJECT TO MANUFACTURING TOLERANCES.
3. PLATE LAYOUT WILL BE DETERMINED BY MANUFACTURER.
4. ALL REINFORCING PER MANUFACTURERS REQUIREMENTS.



LANE ENTERPRISES, INC.

STEEL STRUCTURAL PLATE

BOX CULVERT DETAIL

12'-10" x 3'-9"

Drawing Number: BC-S-12.83-3


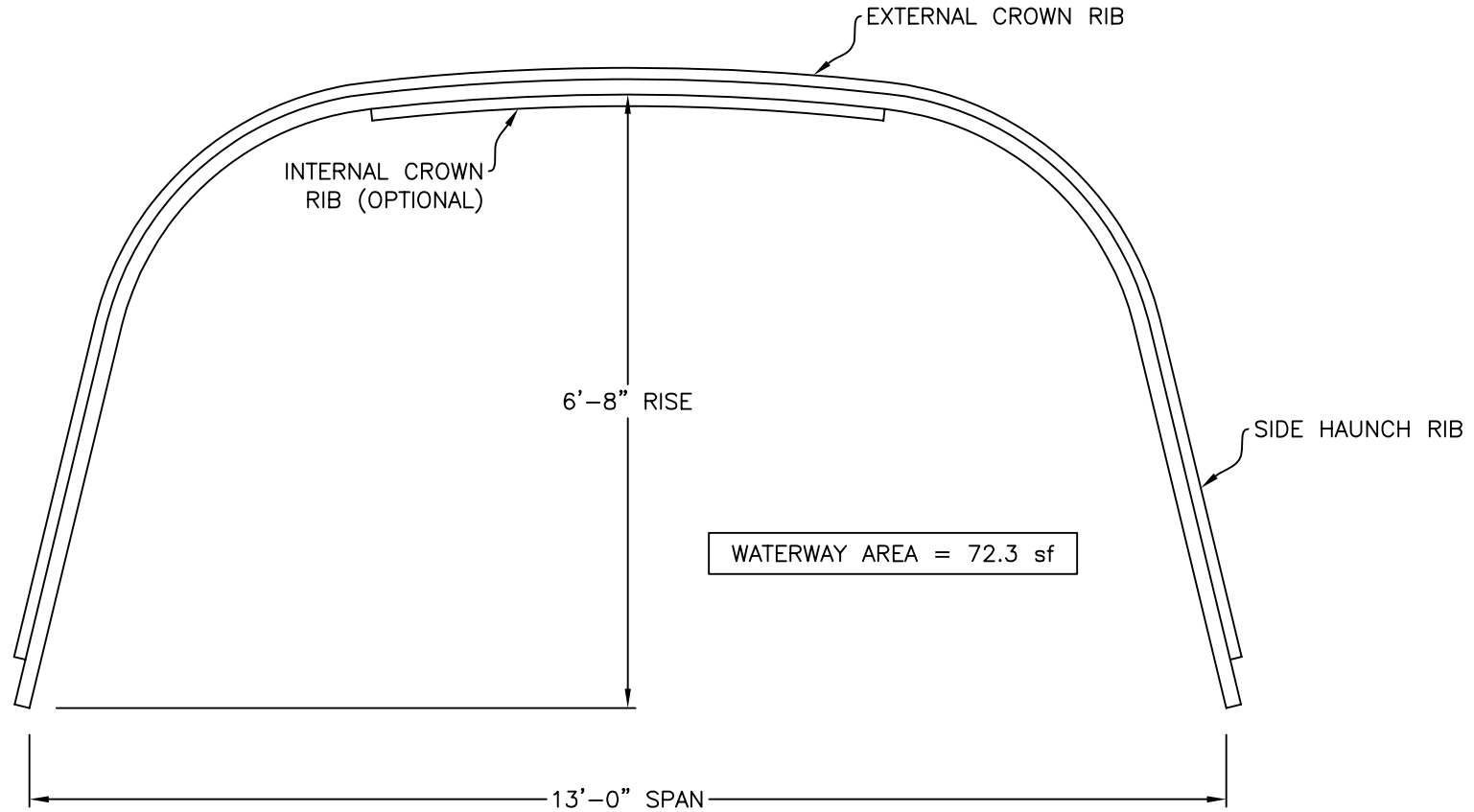
Page Number: 1 OF 1

Date Drawn: 3/16/08

Drawn By: JCH

NOTES:

1. DIMENSIONS ARE SHOWN TO THE INSIDE OF THE CORRUGATION CRESTS.
2. DIMENSIONS ARE SUBJECT TO MANUFACTURING TOLERANCES.
3. PLATE LAYOUT WILL BE DETERMINED BY MANUFACTURER.
4. ALL REINFORCING PER MANUFACTURERS REQUIREMENTS.



LANE ENTERPRISES, INC.

STEEL STRUCTURAL PLATE

BOX CULVERT DETAIL

13'-0" x 6'-8"

Drawing Number: BC-S-13.00

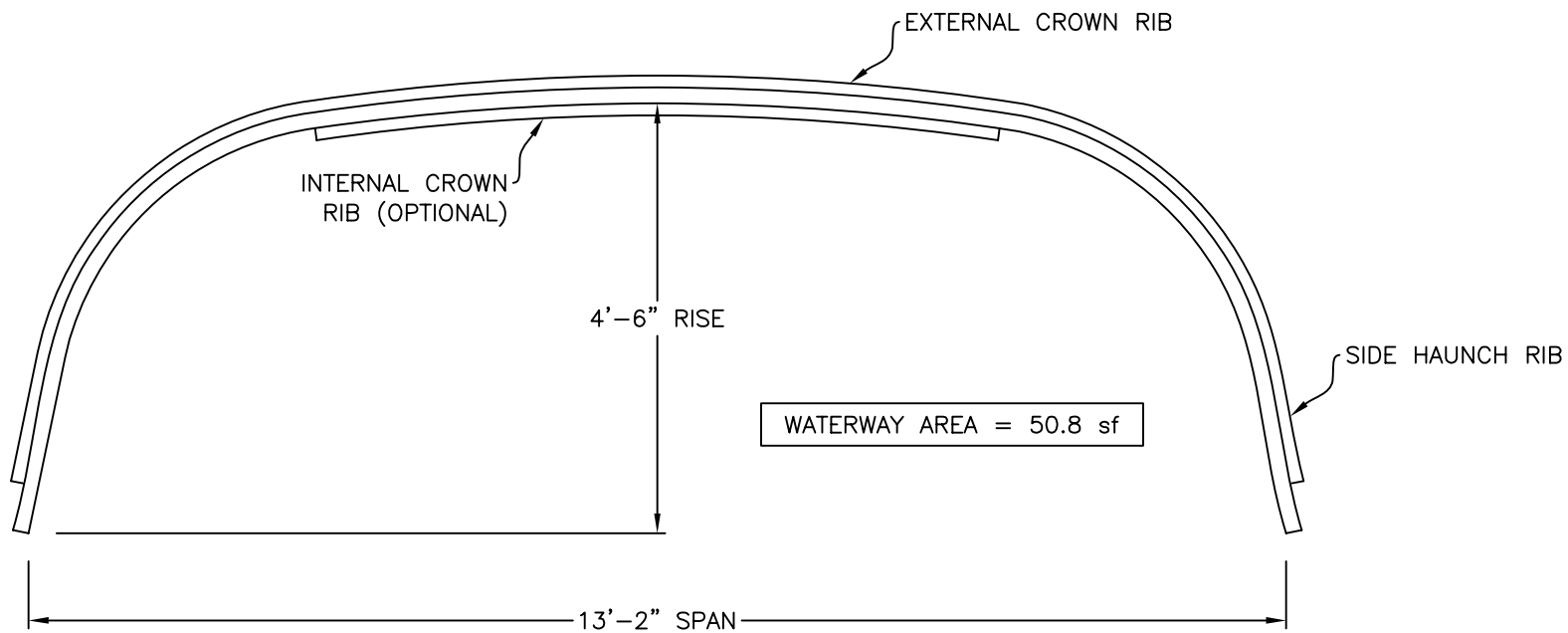
Page Number: 1 OF 1

Date Drawn: 3/16/08

Drawn By: JCH

NOTES:

1. DIMENSIONS ARE SHOWN TO THE INSIDE OF THE CORRUGATION CRESTS.
2. DIMENSIONS ARE SUBJECT TO MANUFACTURING TOLERANCES.
3. PLATE LAYOUT WILL BE DETERMINED BY MANUFACTURER.
4. ALL REINFORCING PER MANUFACTURERS REQUIREMENTS.



LANE ENTERPRISES, INC.

STEEL STRUCTURAL PLATE

BOX CULVERT DETAIL

13'-2" x 4'-6"

BC-S-13.17


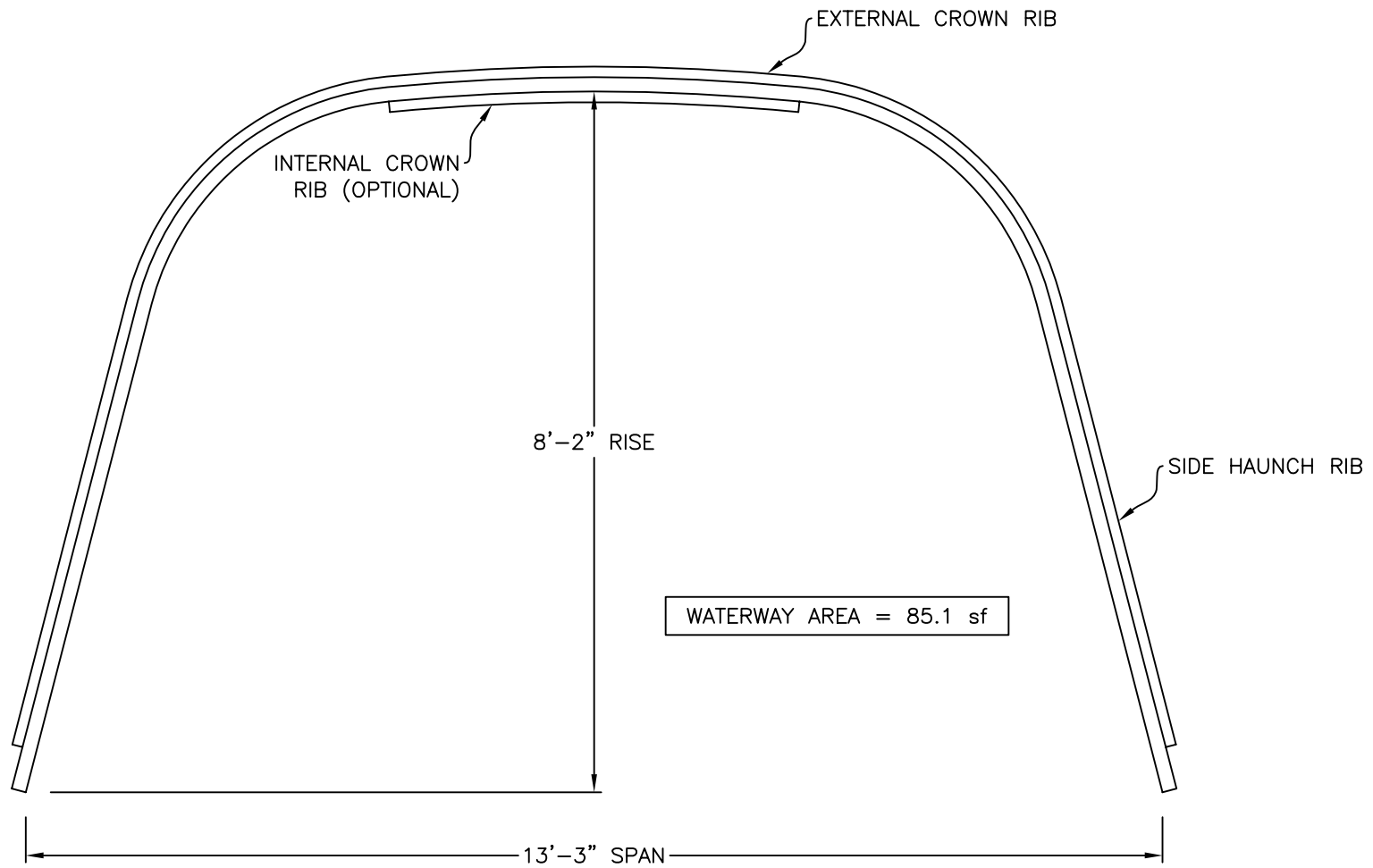
1 OF 1

3/16/08

JCH

NOTES:

1. DIMENSIONS ARE SHOWN TO THE INSIDE OF THE CORRUGATION CRESTS.
2. DIMENSIONS ARE SUBJECT TO MANUFACTURING TOLERANCES.
3. PLATE LAYOUT WILL BE DETERMINED BY MANUFACTURER.
4. ALL REINFORCING PER MANUFACTURERS REQUIREMENTS.



LANE ENTERPRISES, INC.

STEEL STRUCTURAL PLATE

BOX CULVERT DETAIL

13'-3" x 8'-2"

Drawing Number: BC-S-13.25-1


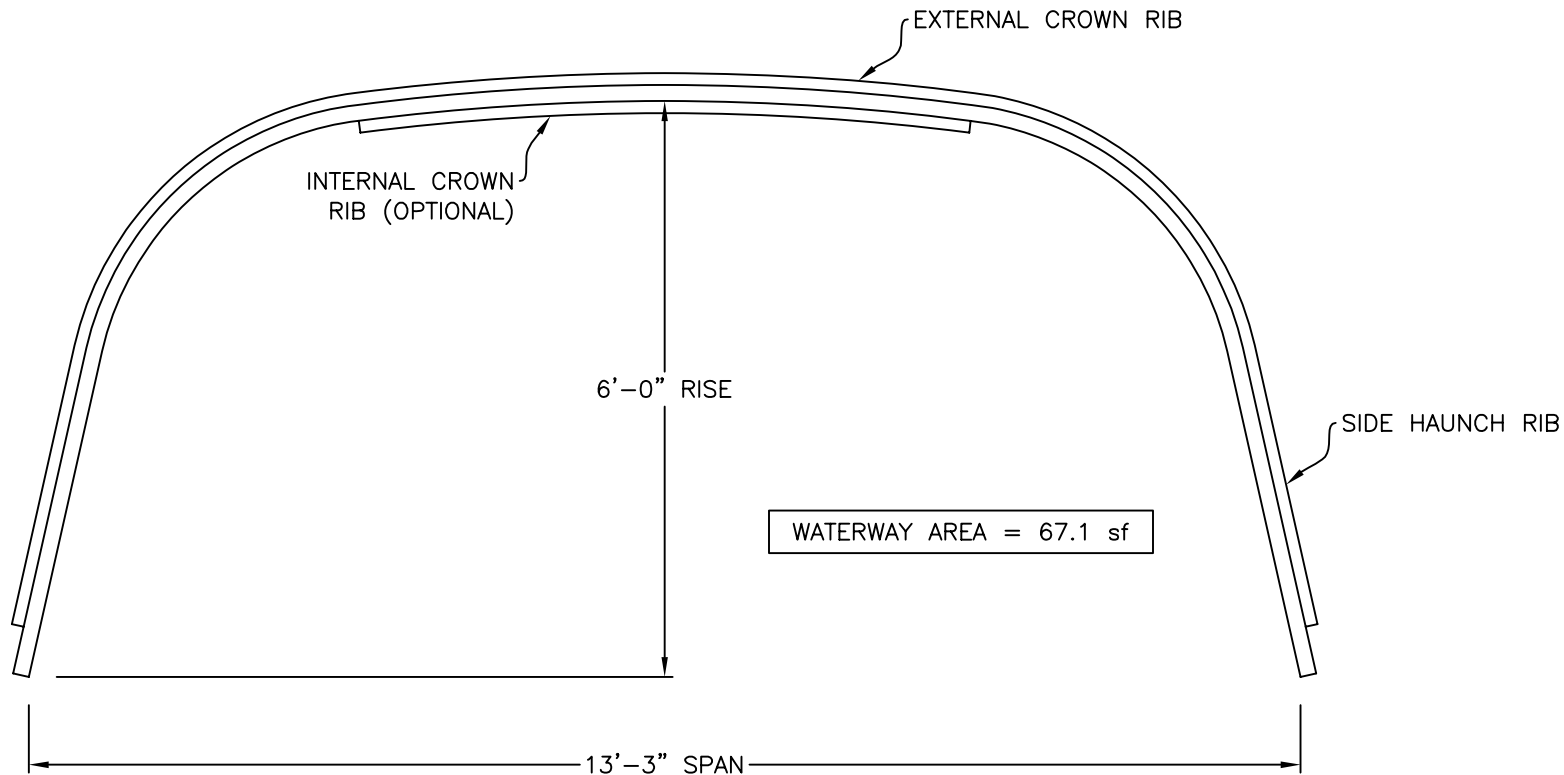
Page Number: 1 OF 1

Date Drawn: 3/16/08

Drawn By: JCH

NOTES:

1. DIMENSIONS ARE SHOWN TO THE INSIDE OF THE CORRUGATION CRESTS.
2. DIMENSIONS ARE SUBJECT TO MANUFACTURING TOLERANCES.
3. PLATE LAYOUT WILL BE DETERMINED BY MANUFACTURER.
4. ALL REINFORCING PER MANUFACTURERS REQUIREMENTS.



LANE ENTERPRISES, INC.

STEEL STRUCTURAL PLATE

BOX CULVERT DETAIL

13'-3" x 6'-0"

Drawing Number: BC-S-13.25-2

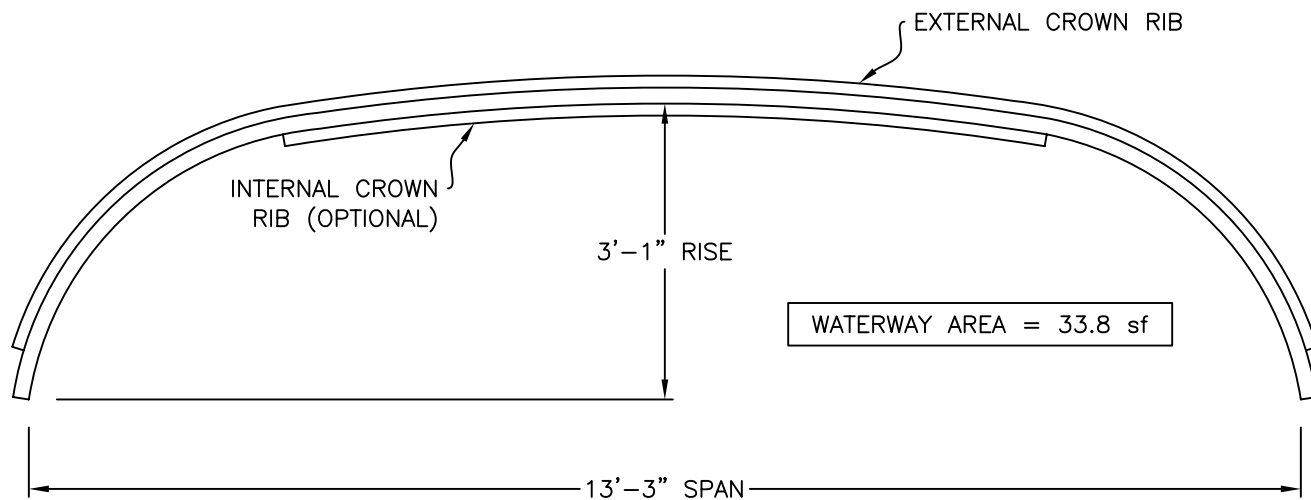

Page Number: 1 OF 1

Date Drawn: 3/16/08

Drawn By: JCH

NOTES:

1. DIMENSIONS ARE SHOWN TO THE INSIDE OF THE CORRUGATION CRESTS.
2. DIMENSIONS ARE SUBJECT TO MANUFACTURING TOLERANCES.
3. PLATE LAYOUT WILL BE DETERMINED BY MANUFACTURER.
4. ALL REINFORCING PER MANUFACTURERS REQUIREMENTS.



LANE ENTERPRISES, INC.

STEEL STRUCTURAL PLATE

BOX CULVERT DETAIL

13'-3" x 3'-1"

Drawing Number: BC-S-13.25-3


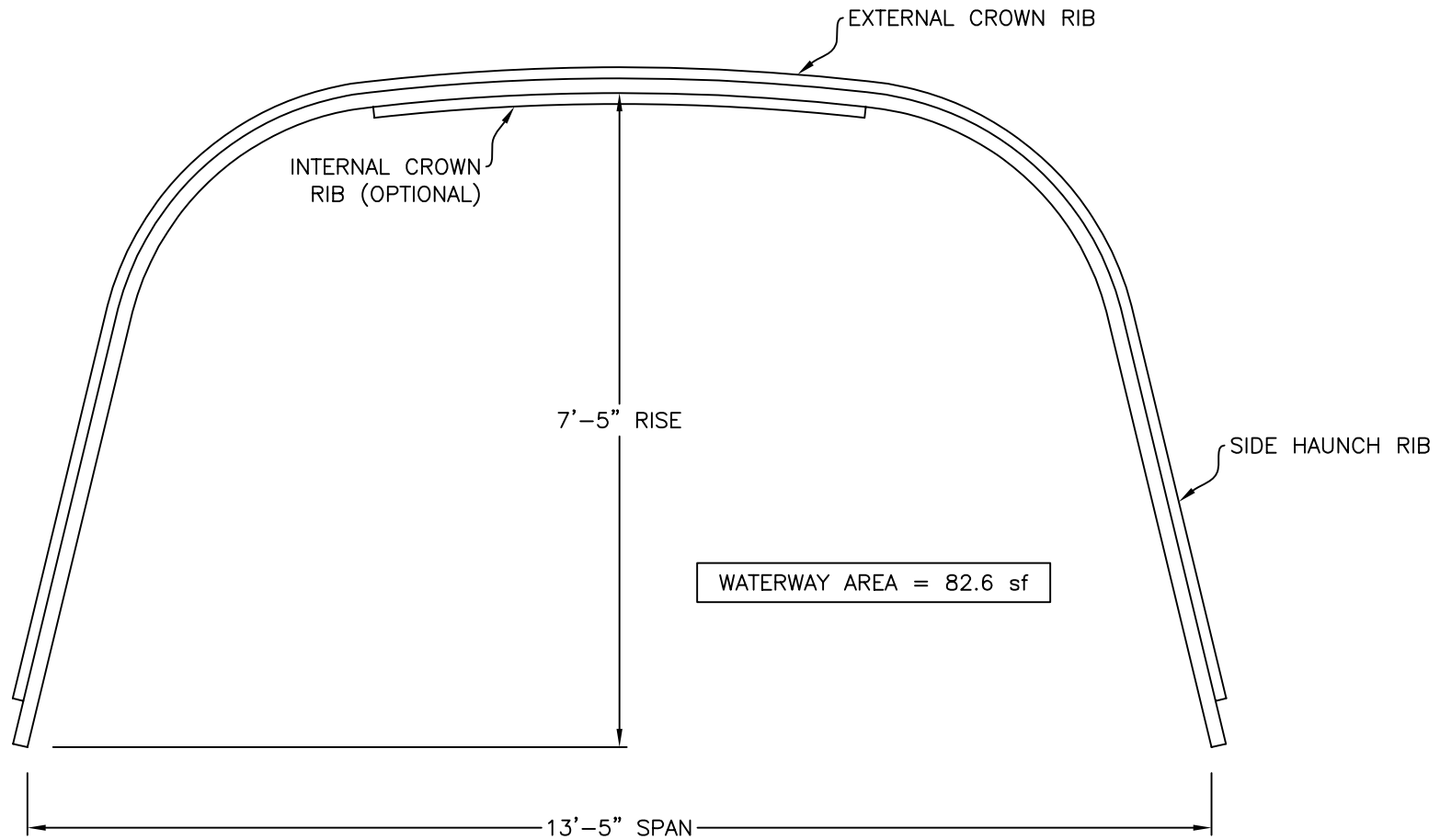
Page Number: 1 OF 1

Date Drawn: 4/30/08

Drawn By: JCH

NOTES:

1. DIMENSIONS ARE SHOWN TO THE INSIDE OF THE CORRUGATION CRESTS.
2. DIMENSIONS ARE SUBJECT TO MANUFACTURING TOLERANCES.
3. PLATE LAYOUT WILL BE DETERMINED BY MANUFACTURER.
4. ALL REINFORCING PER MANUFACTURERS REQUIREMENTS.



LANE ENTERPRISES, INC.

STEEL STRUCTURAL PLATE

BOX CULVERT DETAIL

13'-5" x 7'-5"

Drawing Number: BC-S-13.42


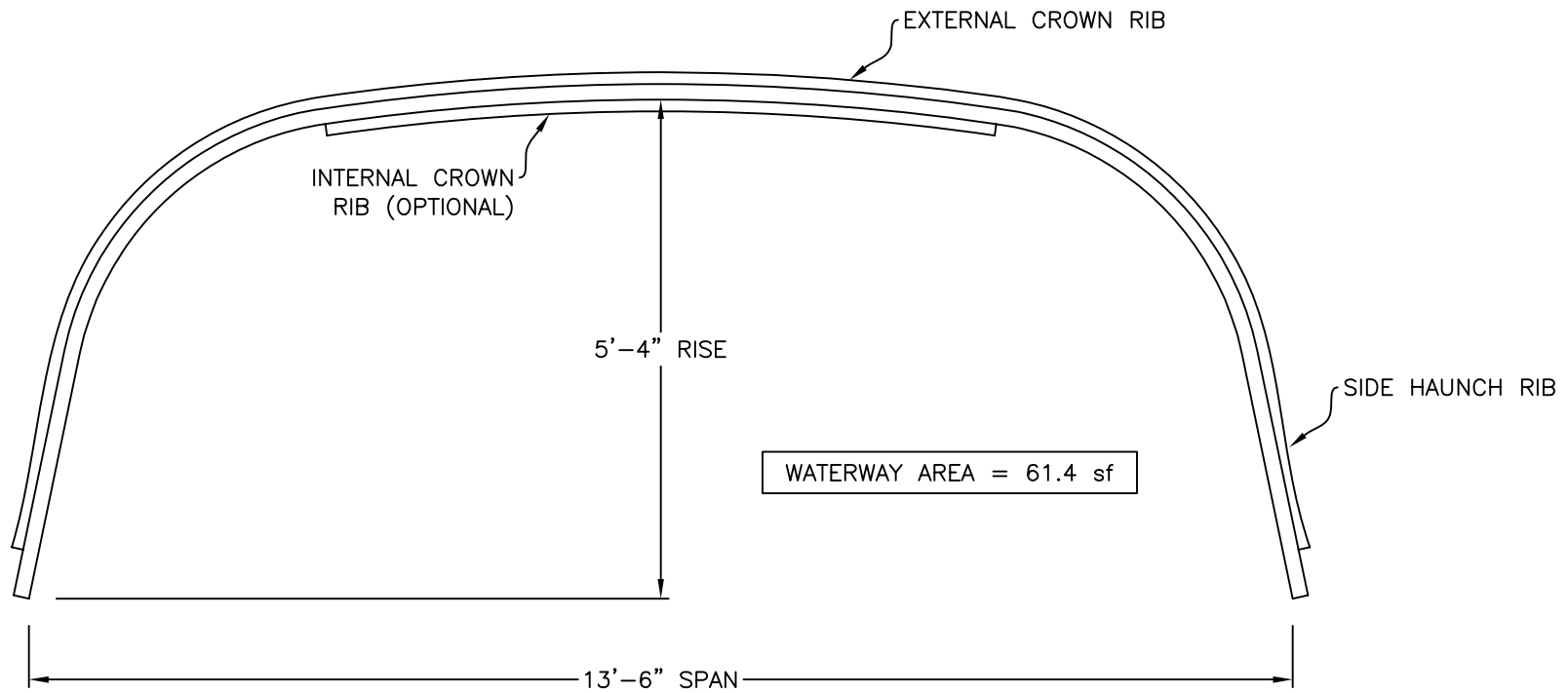
Page Number: 1 OF 1

Date Drawn: 3/16/08

Drawn By: JCH

NOTES:

1. DIMENSIONS ARE SHOWN TO THE INSIDE OF THE CORRUGATION CRESTS.
2. DIMENSIONS ARE SUBJECT TO MANUFACTURING TOLERANCES.
3. PLATE LAYOUT WILL BE DETERMINED BY MANUFACTURER.
4. ALL REINFORCING PER MANUFACTURERS REQUIREMENTS.



LANE ENTERPRISES, INC.

STEEL STRUCTURAL PLATE

BOX CULVERT DETAIL

13'-6" x 5'-4"

Drawing Number: BC-S-13.50-1


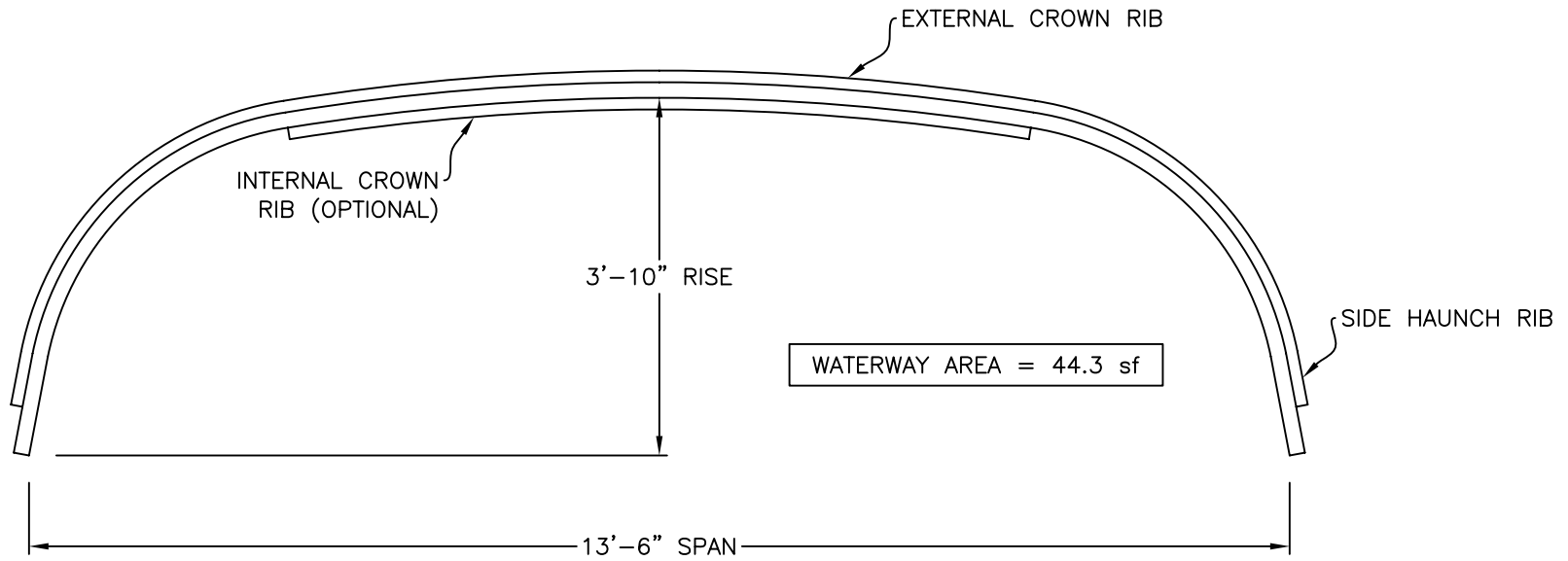
Page Number: 1 OF 1

Date Drawn: 3/16/08

Drawn By: JCH

NOTES:

1. DIMENSIONS ARE SHOWN TO THE INSIDE OF THE CORRUGATION CRESTS.
2. DIMENSIONS ARE SUBJECT TO MANUFACTURING TOLERANCES.
3. PLATE LAYOUT WILL BE DETERMINED BY MANUFACTURER.
4. ALL REINFORCING PER MANUFACTURERS REQUIREMENTS.



LANE ENTERPRISES, INC.

STEEL STRUCTURAL PLATE

BOX CULVERT DETAIL

13'-6" x 3'-10"

Drawing Number: BC-S-13.50-2


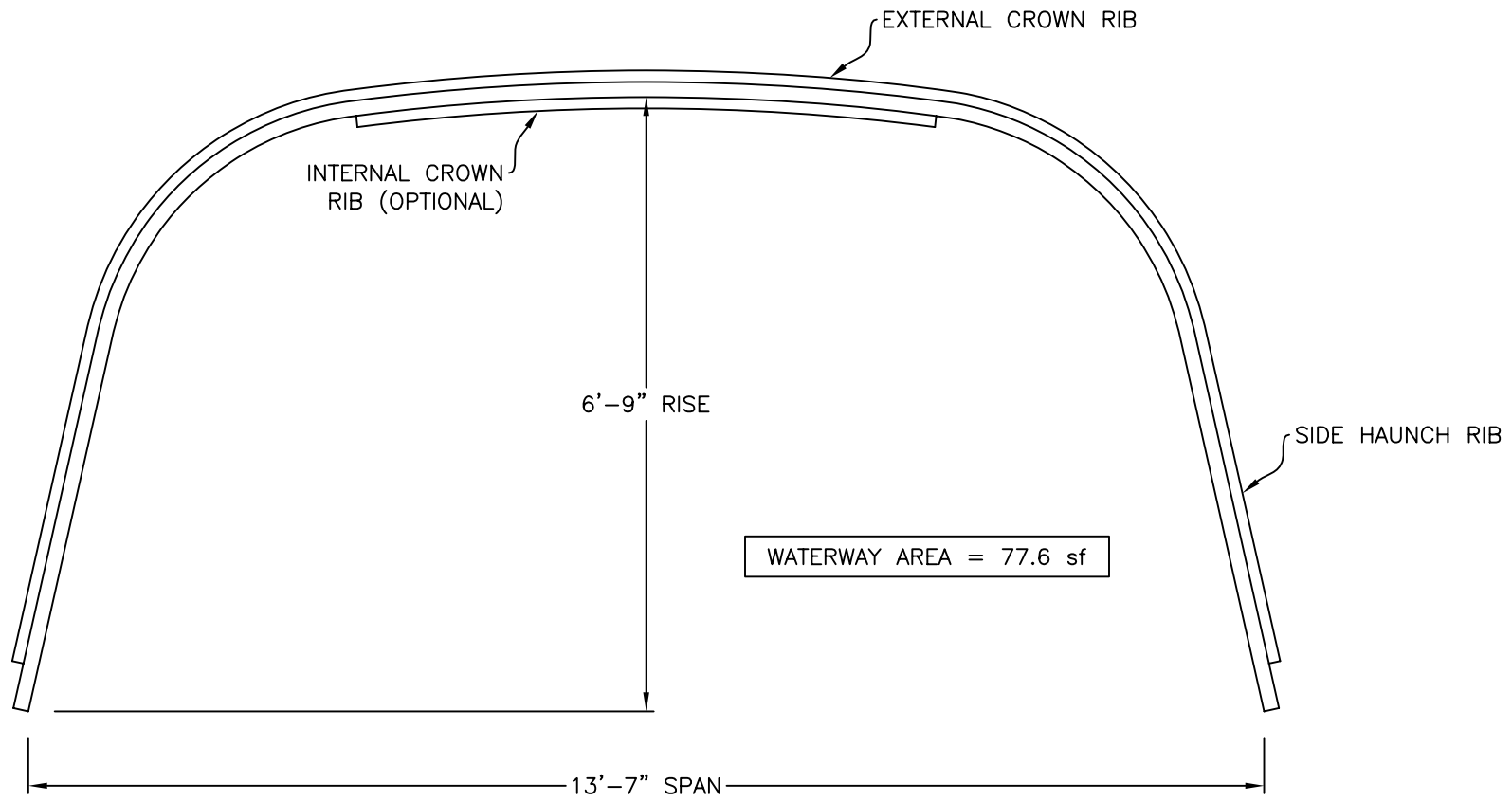
Page Number: 1 OF 1

Date Drawn: 4/30/08

Drawn By: JCH

NOTES:

1. DIMENSIONS ARE SHOWN TO THE INSIDE OF THE CORRUGATION CRESTS.
2. DIMENSIONS ARE SUBJECT TO MANUFACTURING TOLERANCES.
3. PLATE LAYOUT WILL BE DETERMINED BY MANUFACTURER.
4. ALL REINFORCING PER MANUFACTURERS REQUIREMENTS.



LANE ENTERPRISES, INC.

STEEL STRUCTURAL PLATE

BOX CULVERT DETAIL

13'-7" x 6'-9"

Drawing Number: BC-S-13.58


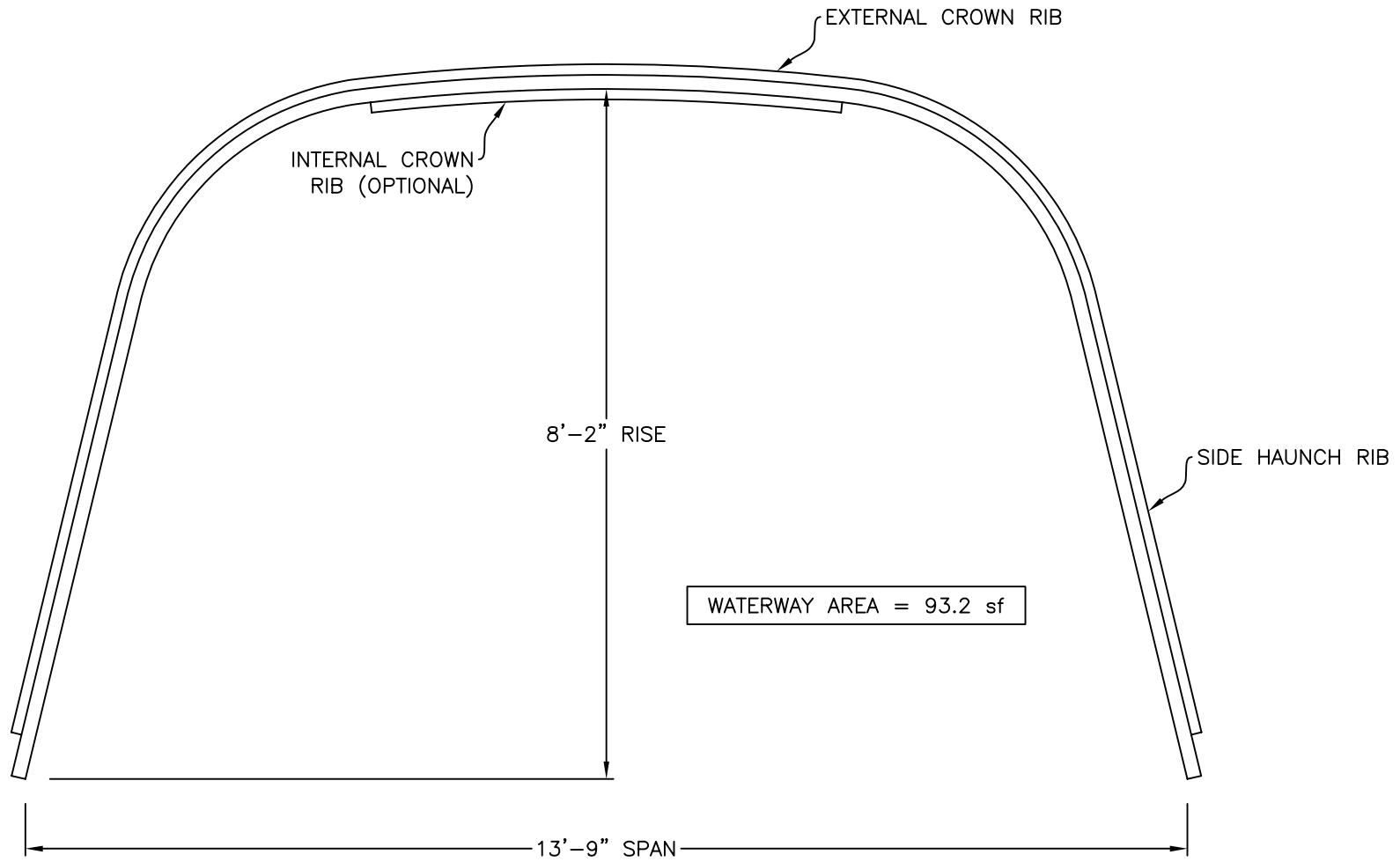
Page Number: 1 OF 1

Date Drawn: 3/16/08

Drawn By: JCH

NOTES:

1. DIMENSIONS ARE SHOWN TO THE INSIDE OF THE CORRUGATION CRESTS.
2. DIMENSIONS ARE SUBJECT TO MANUFACTURING TOLERANCES.
3. PLATE LAYOUT WILL BE DETERMINED BY MANUFACTURER.
4. ALL REINFORCING PER MANUFACTURERS REQUIREMENTS.



LANE ENTERPRISES, INC.

STEEL STRUCTURAL PLATE

BOX CULVERT DETAIL

13'-9" x 8'-2"

Drawing Number: BC-S-13.75


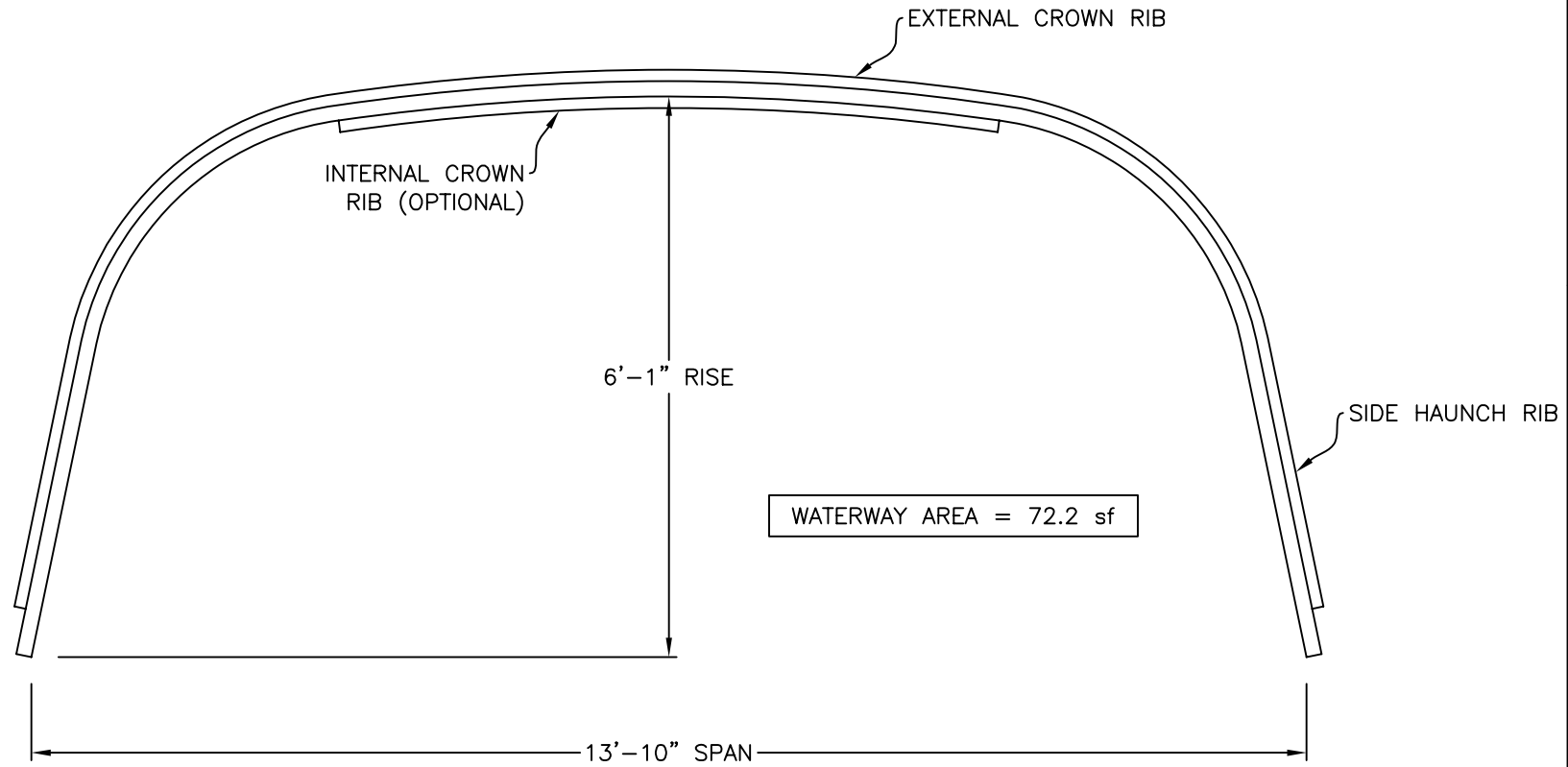
Page Number: 1 OF 1

Date Drawn: 3/16/08

Drawn By: JCH

NOTES:

1. DIMENSIONS ARE SHOWN TO THE INSIDE OF THE CORRUGATION CRESTS.
2. DIMENSIONS ARE SUBJECT TO MANUFACTURING TOLERANCES.
3. PLATE LAYOUT WILL BE DETERMINED BY MANUFACTURER.
4. ALL REINFORCING PER MANUFACTURERS REQUIREMENTS.



LANE ENTERPRISES, INC.

STEEL STRUCTURAL PLATE

BOX CULVERT DETAIL

13'-10" x 6'-1"

Drawing Number: BC-S-13.83-1

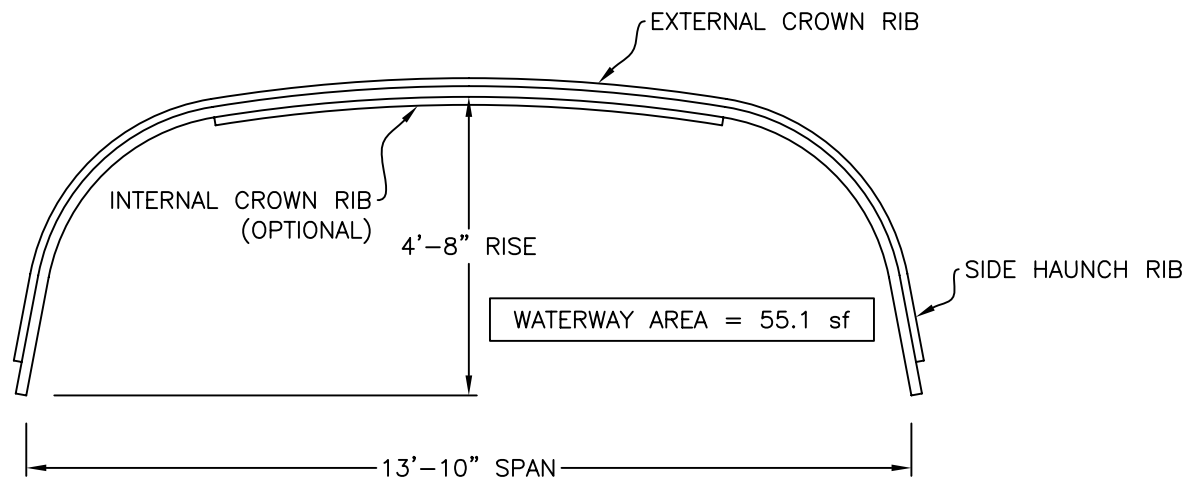

Page Number: 1 OF 1

Date Drawn: 3/16/08

Drawn By: JCH

NOTES:

1. DIMENSIONS ARE SHOWN TO THE INSIDE OF THE CORRUGATION CRESTS.
2. DIMENSIONS ARE SUBJECT TO MANUFACTURING TOLERANCES.
3. PLATE LAYOUT WILL BE DETERMINED BY MANUFACTURER.
4. ALL REINFORCING PER MANUFACTURERS REQUIREMENTS.



LANE ENTERPRISES, INC.

STEEL STRUCTURAL PLATE

BOX CULVERT DETAIL

13'-10" x 4'-8"

Drawing Number: BC-S-13.83-2

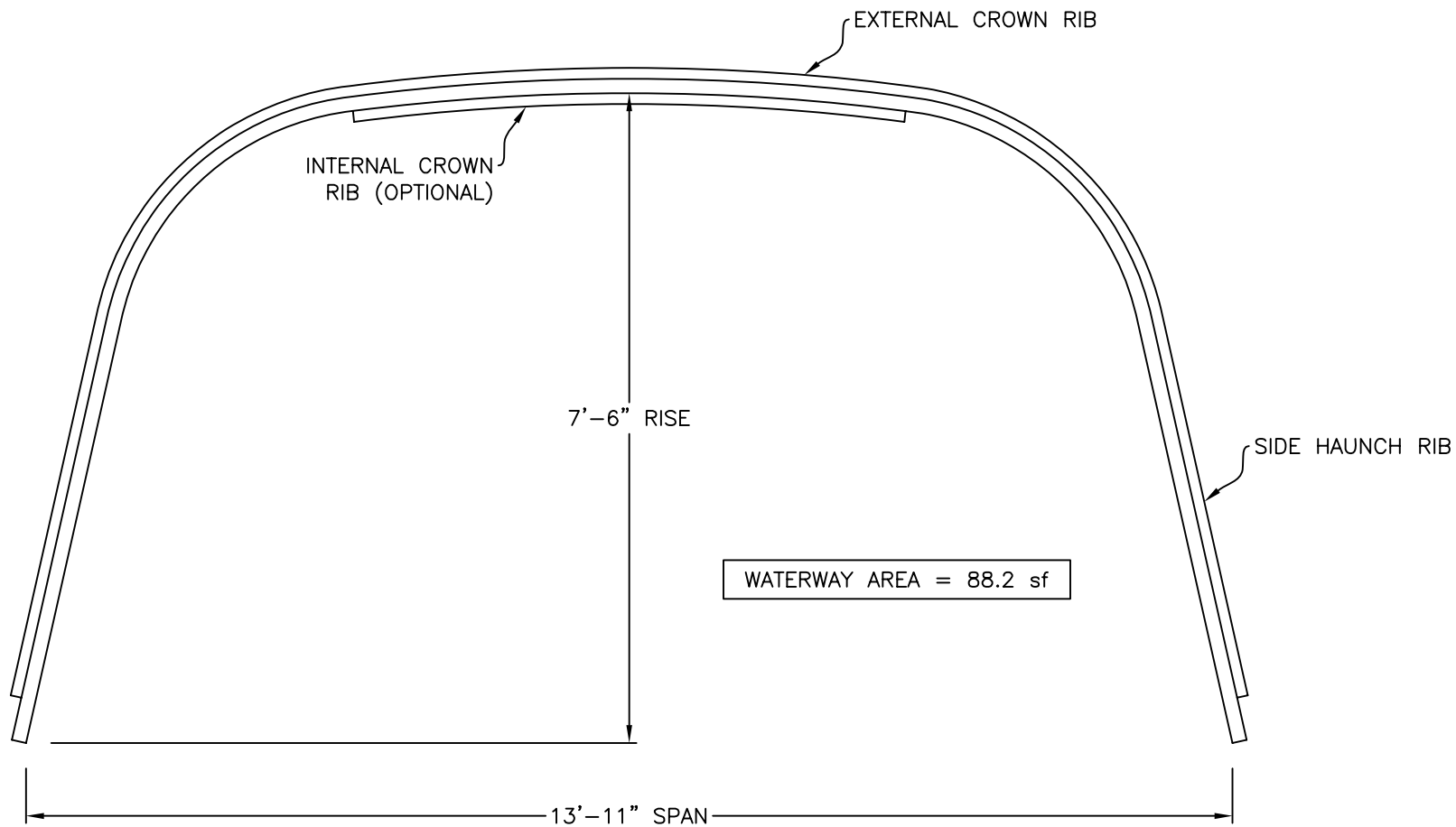
Page Number: 1 OF 1

Date Drawn: 4/30/08

Drawn By: JCH

NOTES:

1. DIMENSIONS ARE SHOWN TO THE INSIDE OF THE CORRUGATION CRESTS.
2. DIMENSIONS ARE SUBJECT TO MANUFACTURING TOLERANCES.
3. PLATE LAYOUT WILL BE DETERMINED BY MANUFACTURER.
4. ALL REINFORCING PER MANUFACTURERS REQUIREMENTS.



LANE ENTERPRISES, INC.

STEEL STRUCTURAL PLATE

BOX CULVERT DETAIL

13'-11" x 7'-6"

Drawing Number: BC-S-13.92-1

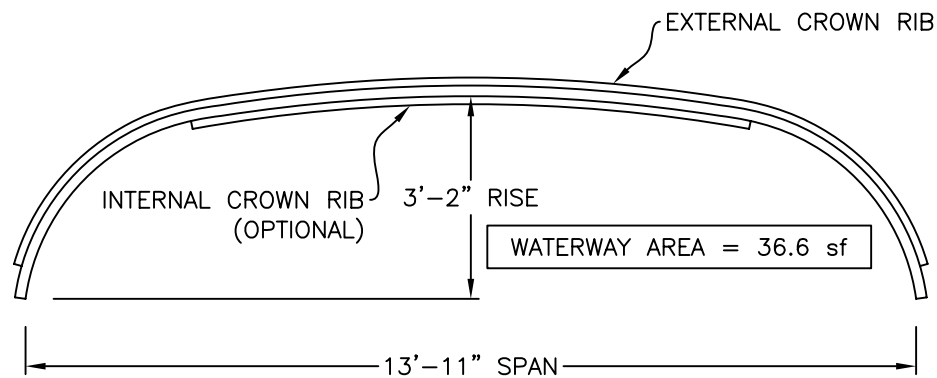

Page Number: 1 OF 1

Date Drawn: 3/16/08

Drawn By: JCH

NOTES:

1. DIMENSIONS ARE SHOWN TO THE INSIDE OF THE CORRUGATION CRESTS.
2. DIMENSIONS ARE SUBJECT TO MANUFACTURING TOLERANCES.
3. PLATE LAYOUT WILL BE DETERMINED BY MANUFACTURER.
4. ALL REINFORCING PER MANUFACTURERS REQUIREMENTS.



LANE ENTERPRISES, INC.

STEEL STRUCTURAL PLATE

BOX CULVERT DETAIL

13'-11" x 3'-2"

Drawing Number: BC-S-13.92-2


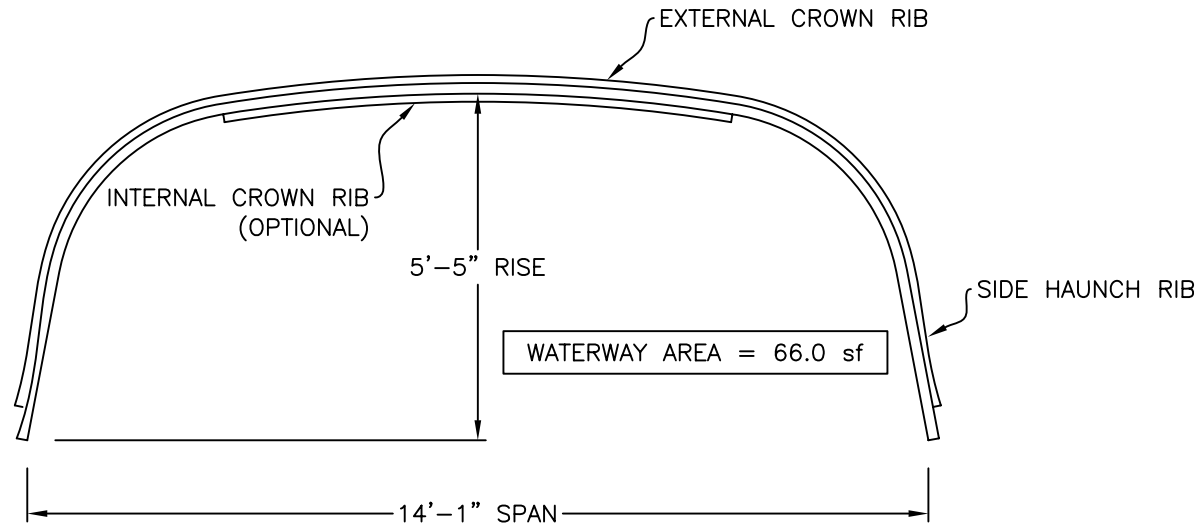
Page Number: 1 OF 1

Date Drawn: 5/1/08

Drawn By: JCH

NOTES:

1. DIMENSIONS ARE SHOWN TO THE INSIDE OF THE CORRUGATION CRESTS.
2. DIMENSIONS ARE SUBJECT TO MANUFACTURING TOLERANCES.
3. PLATE LAYOUT WILL BE DETERMINED BY MANUFACTURER.
4. ALL REINFORCING PER MANUFACTURERS REQUIREMENTS.



LANE ENTERPRISES, INC.

STEEL STRUCTURAL PLATE

BOX CULVERT DETAIL

14'-1" x 5'-5"

Drawing Number: BC-S-14.08

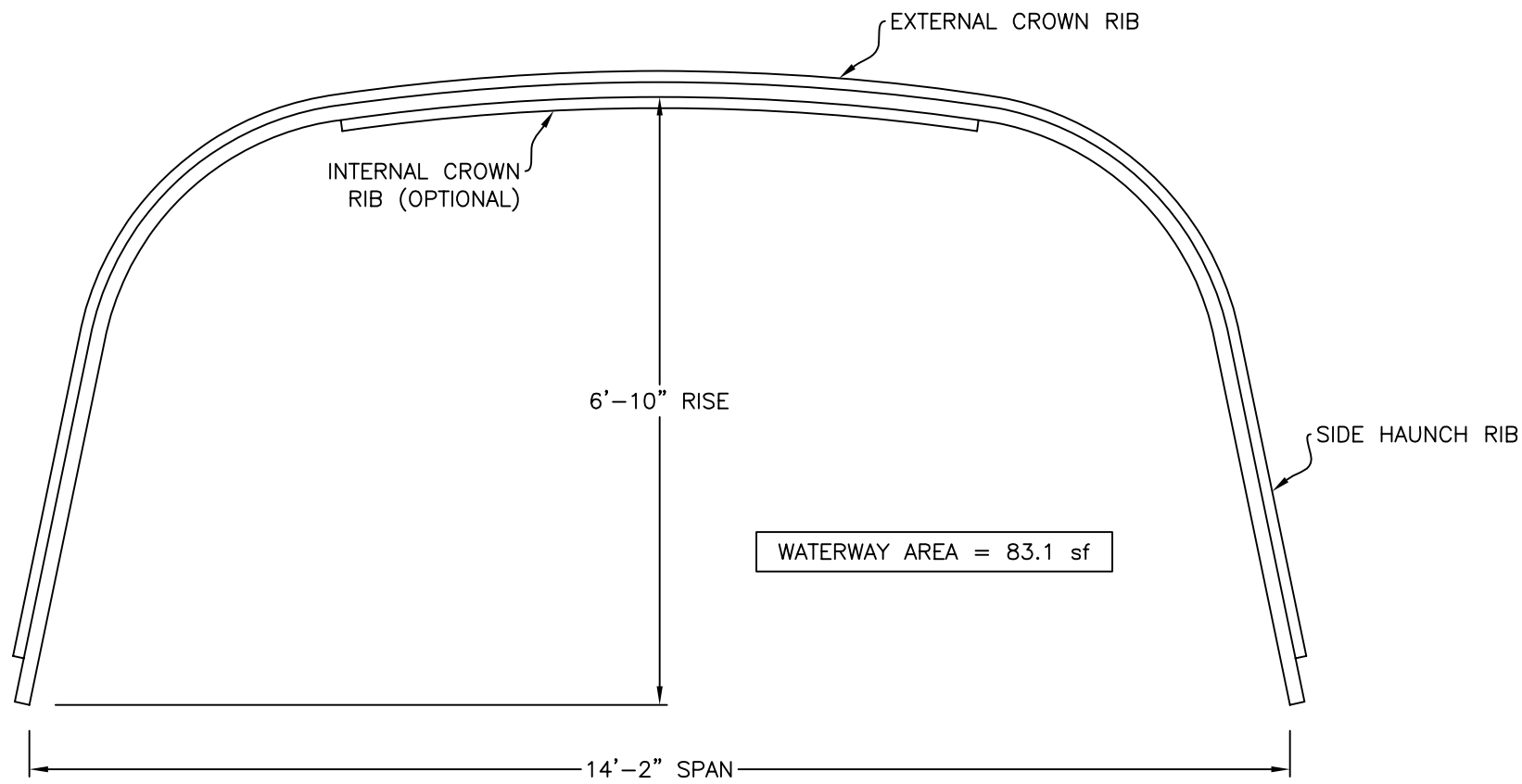
Page Number: 1 OF 1

Date Drawn: 4/30/08

Drawn By: JCH

NOTES:

1. DIMENSIONS ARE SHOWN TO THE INSIDE OF THE CORRUGATION CRESTS.
2. DIMENSIONS ARE SUBJECT TO MANUFACTURING TOLERANCES.
3. PLATE LAYOUT WILL BE DETERMINED BY MANUFACTURER.
4. ALL REINFORCING PER MANUFACTURERS REQUIREMENTS.



LANE ENTERPRISES, INC.

STEEL STRUCTURAL PLATE

BOX CULVERT DETAIL

14'-2" x 6'-10"

Drawing Number: BC-S-14.17-1

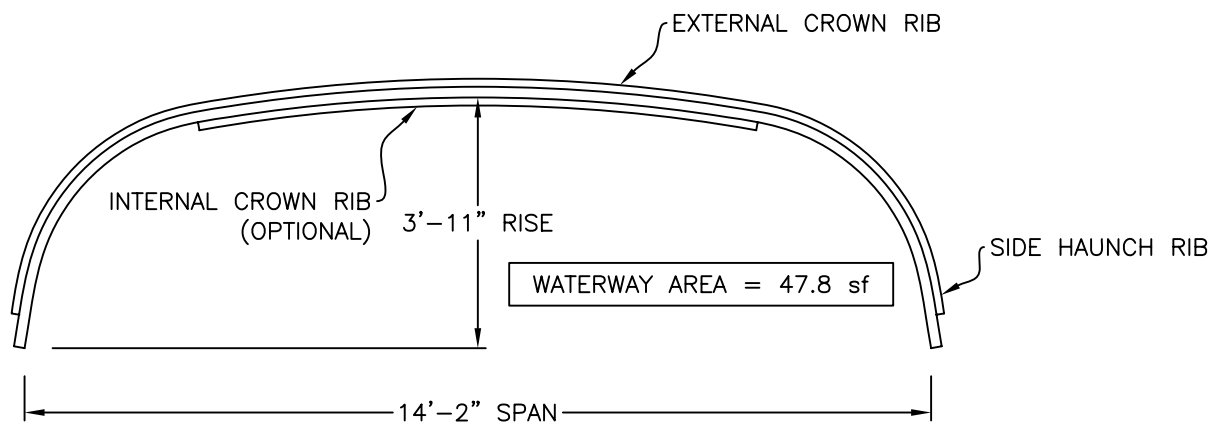

Page Number: 1 OF 1

Date Drawn: 3/16/08

Drawn By: JCH

NOTES:

1. DIMENSIONS ARE SHOWN TO THE INSIDE OF THE CORRUGATION CRESTS.
2. DIMENSIONS ARE SUBJECT TO MANUFACTURING TOLERANCES.
3. PLATE LAYOUT WILL BE DETERMINED BY MANUFACTURER.
4. ALL REINFORCING PER MANUFACTURERS REQUIREMENTS.



LANE ENTERPRISES, INC.

STEEL STRUCTURAL PLATE

BOX CULVERT DETAIL

14'-2" x 3'-11"

Drawing Number: BC-S-14.17-2


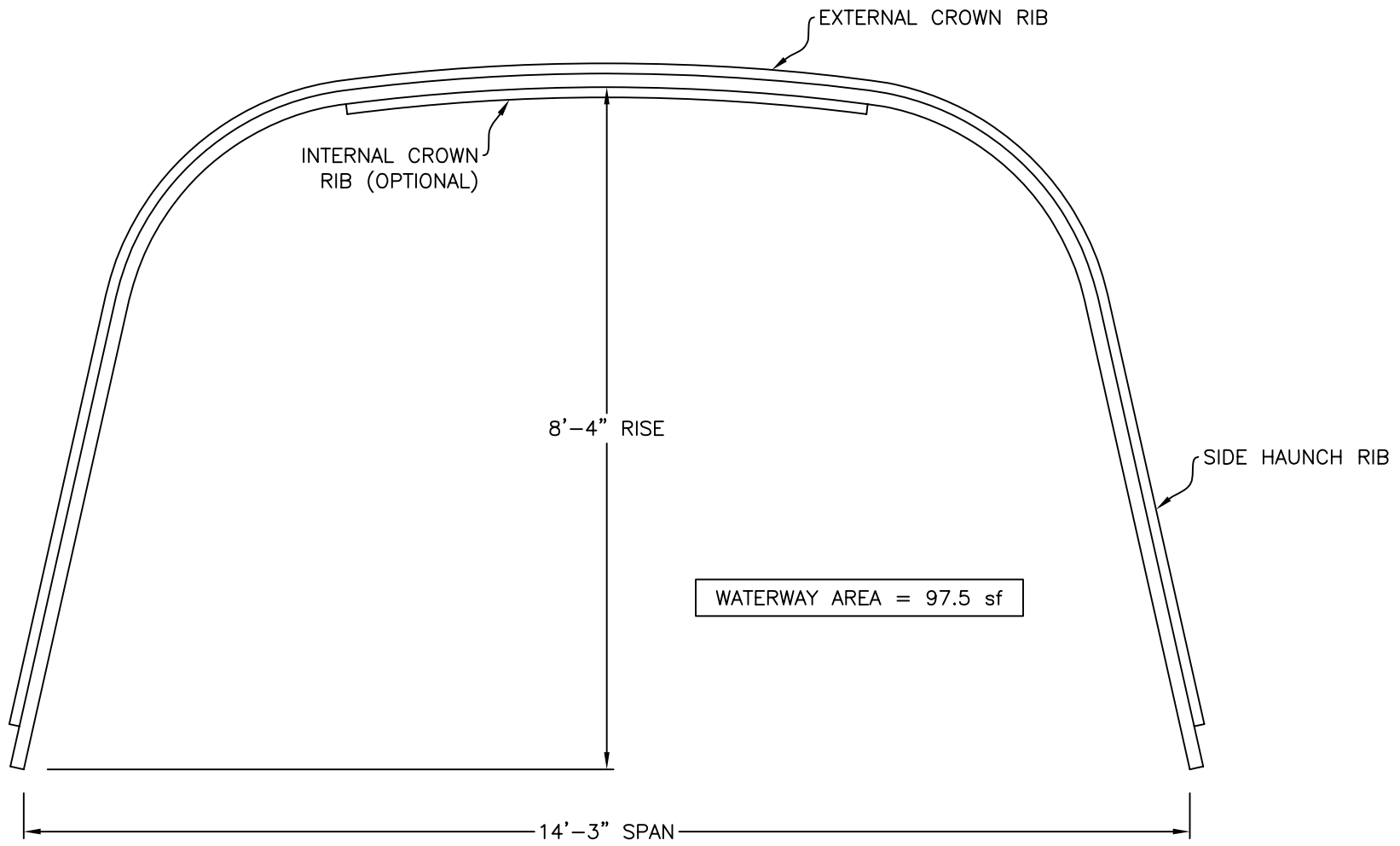
Page Number: 1 OF 1

Date Drawn: 5/1/08

Drawn By: JCH

NOTES:

1. DIMENSIONS ARE SHOWN TO THE INSIDE OF THE CORRUGATION CRESTS.
2. DIMENSIONS ARE SUBJECT TO MANUFACTURING TOLERANCES.
3. PLATE LAYOUT WILL BE DETERMINED BY MANUFACTURER.
4. ALL REINFORCING PER MANUFACTURERS REQUIREMENTS.



LANE ENTERPRISES, INC.

STEEL STRUCTURAL PLATE

BOX CULVERT DETAIL

14'-3" x 8'-4"

Drawing Number: BC-S-14.25


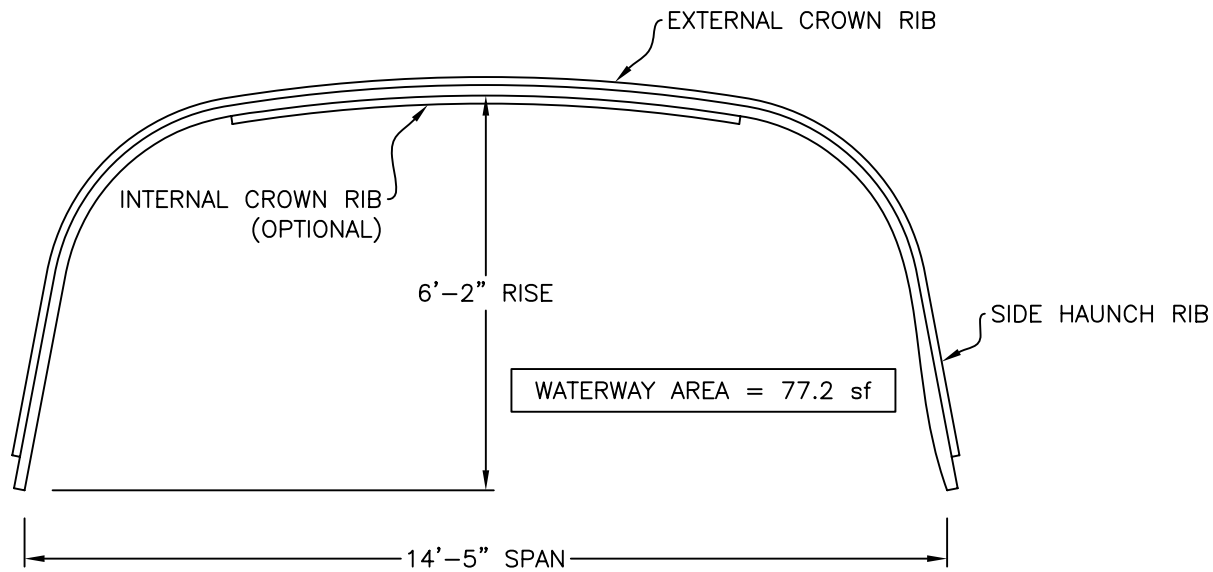
Page Number: 1 OF 1

Date Drawn: 3/16/08

Drawn By: JCH

NOTES:

1. DIMENSIONS ARE SHOWN TO THE INSIDE OF THE CORRUGATION CRESTS.
2. DIMENSIONS ARE SUBJECT TO MANUFACTURING TOLERANCES.
3. PLATE LAYOUT WILL BE DETERMINED BY MANUFACTURER.
4. ALL REINFORCING PER MANUFACTURERS REQUIREMENTS.



LANE ENTERPRISES, INC.

STEEL STRUCTURAL PLATE

BOX CULVERT DETAIL

14'-5" x 6'-2"

Drawing Number: BC-S-14.42


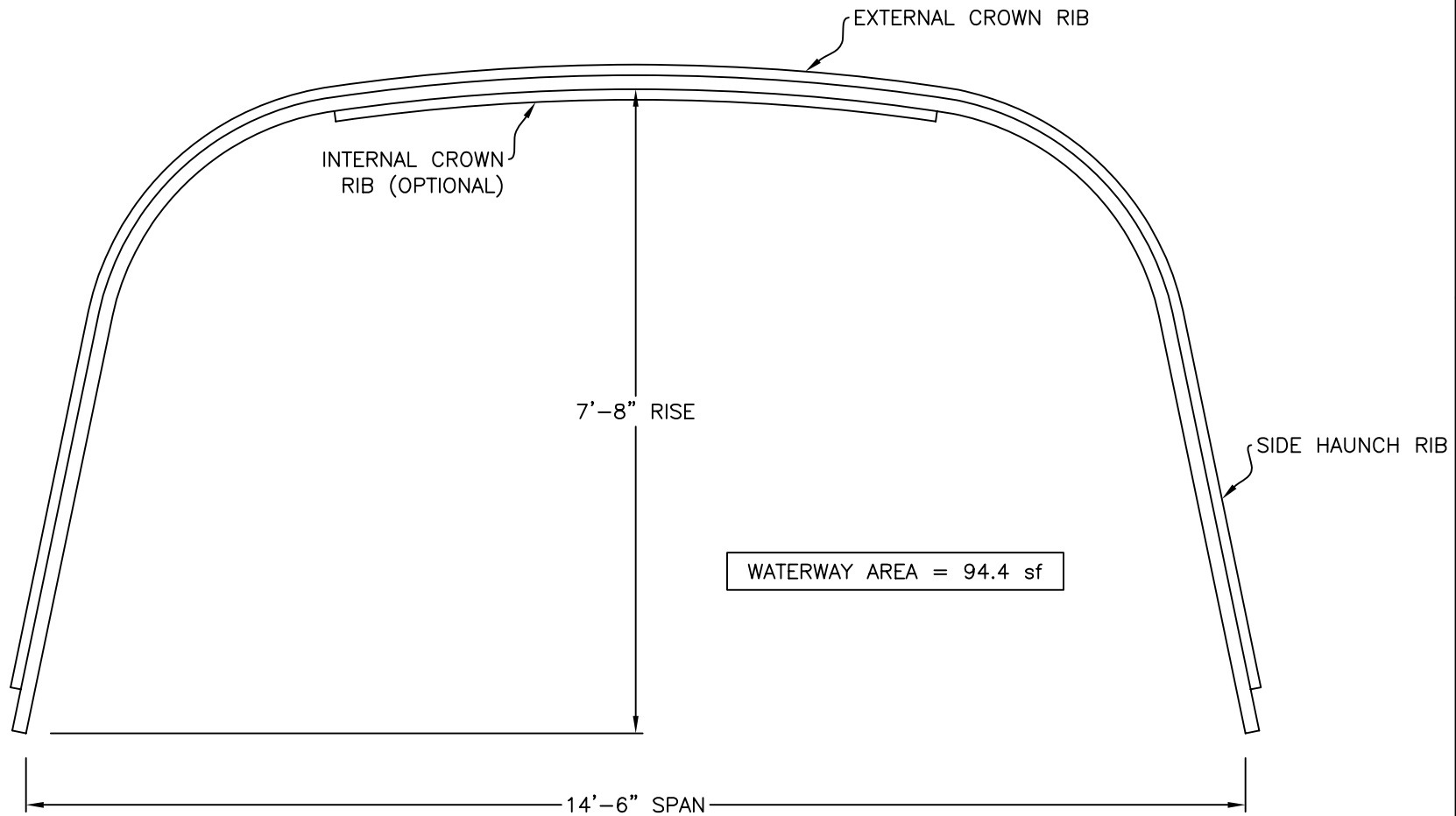
Page Number: 1 OF 1

Date Drawn: 4/30/08

Drawn By: JCH

NOTES:

1. DIMENSIONS ARE SHOWN TO THE INSIDE OF THE CORRUGATION CRESTS.
2. DIMENSIONS ARE SUBJECT TO MANUFACTURING TOLERANCES.
3. PLATE LAYOUT WILL BE DETERMINED BY MANUFACTURER.
4. ALL REINFORCING PER MANUFACTURERS REQUIREMENTS.



LANE ENTERPRISES, INC.

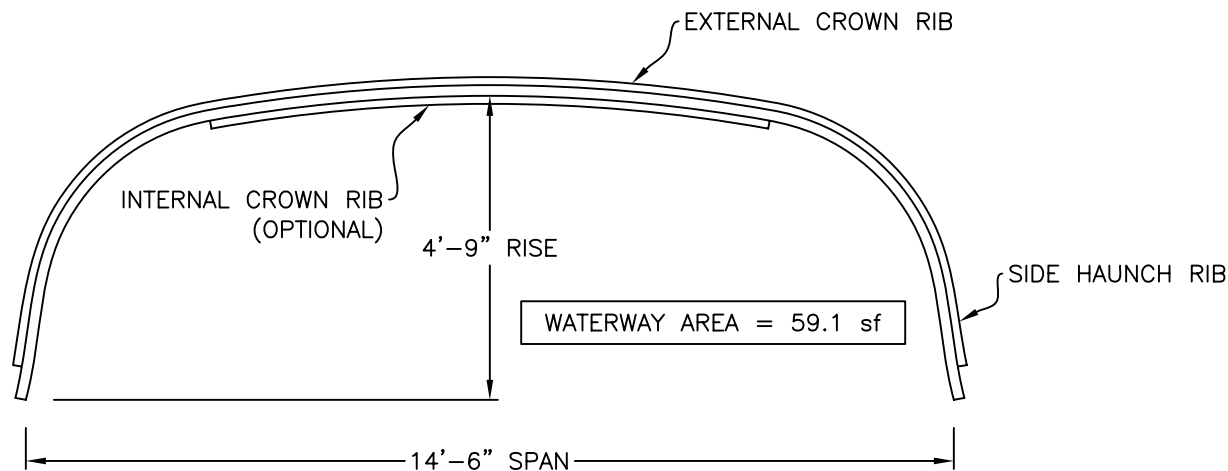

STEEL STRUCTURAL PLATE

BOX CULVERT DETAIL

14'-6" x 7'-8"

- NOTES:**
1. DIMENSIONS ARE SHOWN TO THE INSIDE OF THE CORRUGATION CRESTS.
 2. DIMENSIONS ARE SUBJECT TO MANUFACTURING TOLERANCES.
 3. PLATE LAYOUT WILL BE DETERMINED BY MANUFACTURER.
 4. ALL REINFORCING PER MANUFACTURERS REQUIREMENTS.

Drawing Number:	BC-S-14.50-1
Page Number:	1 OF 1
Date Drawn:	3/16/08
Drawn By:	JCH



LANE ENTERPRISES, INC.

STEEL STRUCTURAL PLATE

BOX CULVERT DETAIL

14'-6" x 4'-9"

Drawing Number: BC-S-14.50-2


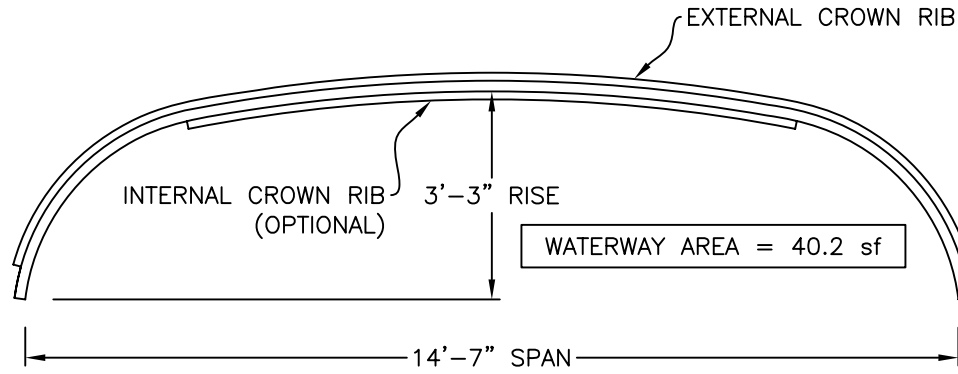
Page Number: 1 OF 1

Date Drawn: 5/1/08

Drawn By: JCH

NOTES:

1. DIMENSIONS ARE SHOWN TO THE INSIDE OF THE CORRUGATION CRESTS.
2. DIMENSIONS ARE SUBJECT TO MANUFACTURING TOLERANCES.
3. PLATE LAYOUT WILL BE DETERMINED BY MANUFACTURER.
4. ALL REINFORCING PER MANUFACTURERS REQUIREMENTS.



LANE ENTERPRISES, INC.

STEEL STRUCTURAL PLATE

BOX CULVERT DETAIL

14'-7" x 3'-3"

Drawing Number: BC-S-14.58


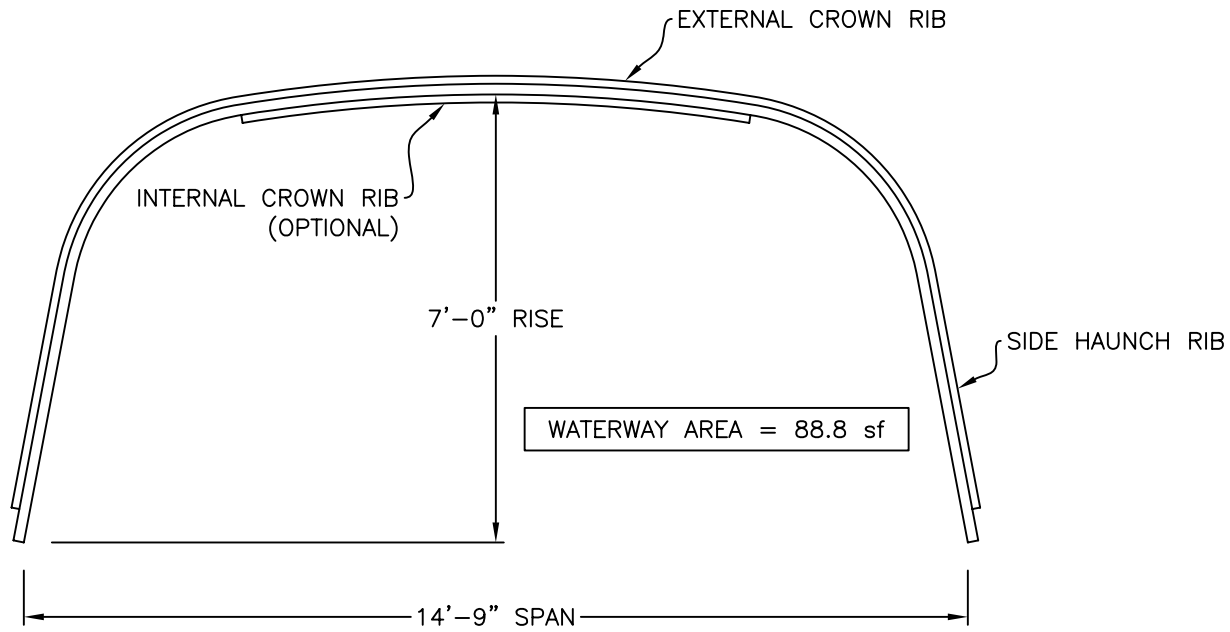
Page Number: 1 OF 1

Date Drawn: 5/1/08

Drawn By: JCH

NOTES:

1. DIMENSIONS ARE SHOWN TO THE INSIDE OF THE CORRUGATION CRESTS.
2. DIMENSIONS ARE SUBJECT TO MANUFACTURING TOLERANCES.
3. PLATE LAYOUT WILL BE DETERMINED BY MANUFACTURER.
4. ALL REINFORCING PER MANUFACTURERS REQUIREMENTS.



LANE ENTERPRISES, INC.

STEEL STRUCTURAL PLATE

BOX CULVERT DETAIL

14'-9" x 7'-0"

Drawing Number: BC-S-14.75-1

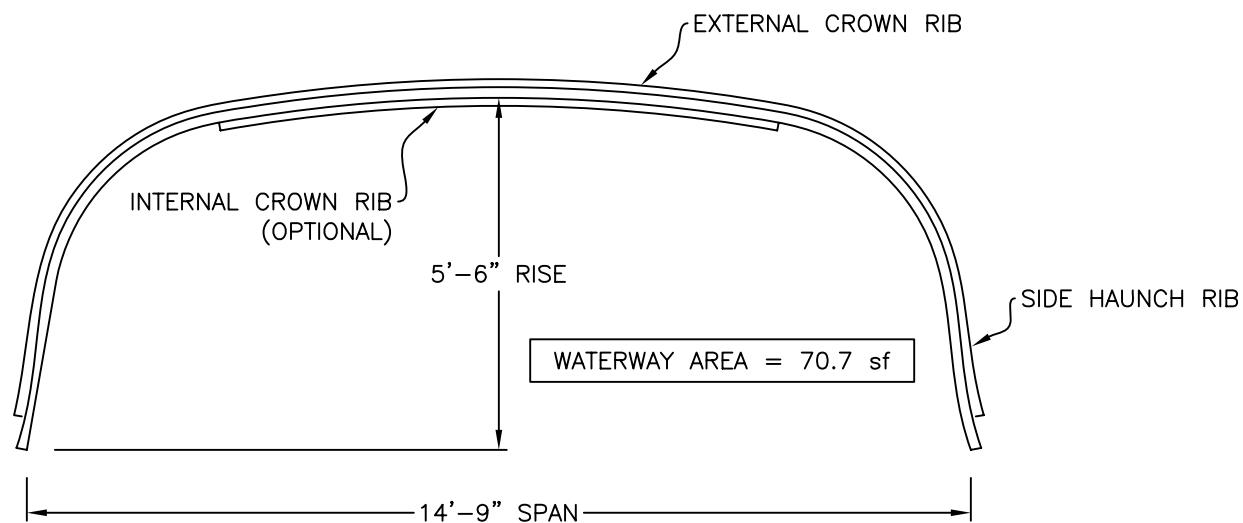

Page Number: 1 OF 1

Date Drawn: 4/30/08

Drawn By: JCH

NOTES:

1. DIMENSIONS ARE SHOWN TO THE INSIDE OF THE CORRUGATION CRESTS.
2. DIMENSIONS ARE SUBJECT TO MANUFACTURING TOLERANCES.
3. PLATE LAYOUT WILL BE DETERMINED BY MANUFACTURER.
4. ALL REINFORCING PER MANUFACTURERS REQUIREMENTS.



LANE ENTERPRISES, INC.

STEEL STRUCTURAL PLATE

BOX CULVERT DETAIL

14'-9" x 5'-6"

Drawing Number: BC-S-14.75-2


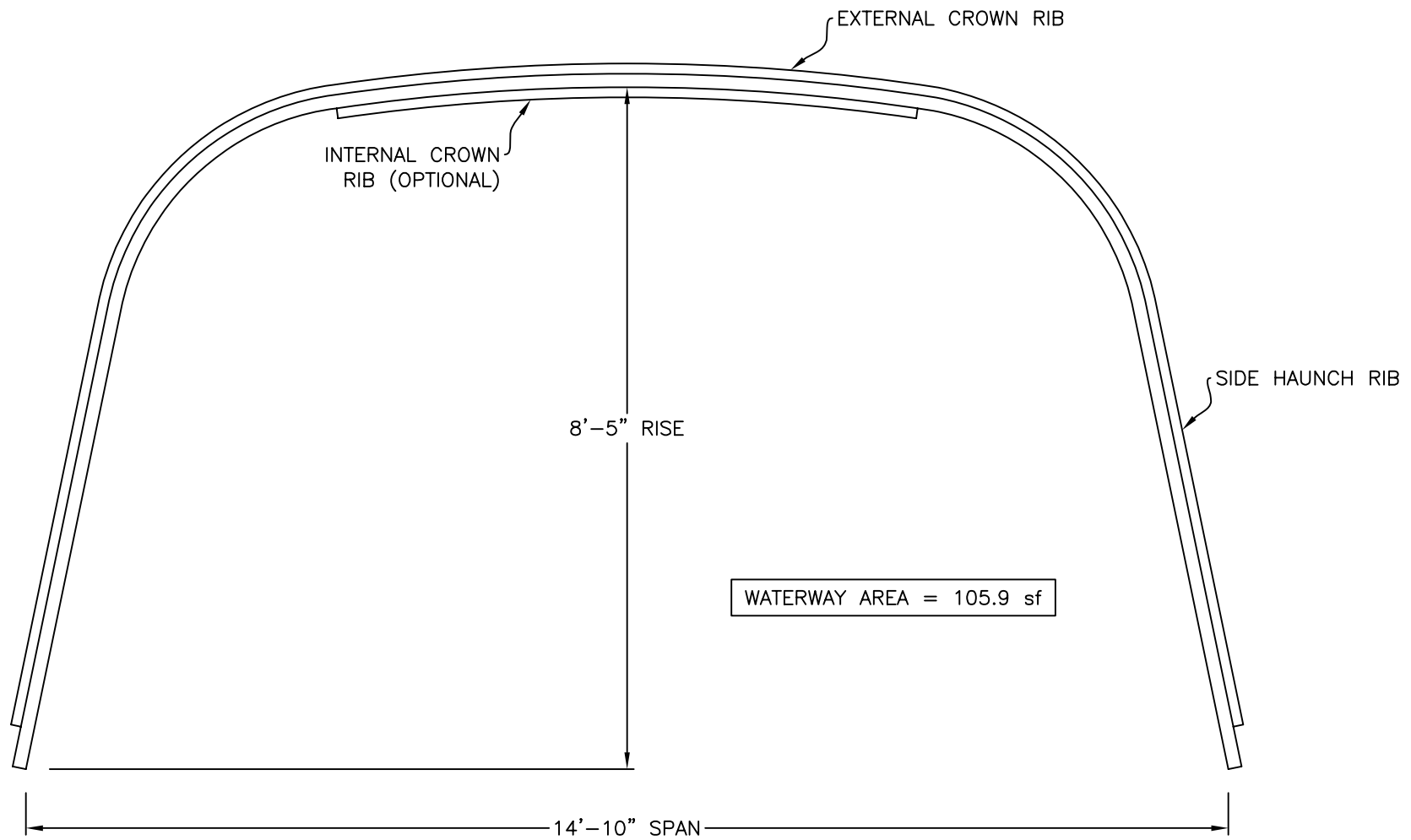
Page Number: 1 OF 1

Date Drawn: 5/1/08

Drawn By: JCH

NOTES:

1. DIMENSIONS ARE SHOWN TO THE INSIDE OF THE CORRUGATION CRESTS.
2. DIMENSIONS ARE SUBJECT TO MANUFACTURING TOLERANCES.
3. PLATE LAYOUT WILL BE DETERMINED BY MANUFACTURER.
4. ALL REINFORCING PER MANUFACTURERS REQUIREMENTS.



LANE ENTERPRISES, INC.

STEEL STRUCTURAL PLATE

BOX CULVERT DETAIL

14'-10" x 8'-5"

Drawing Number: BC-S-14.83-1

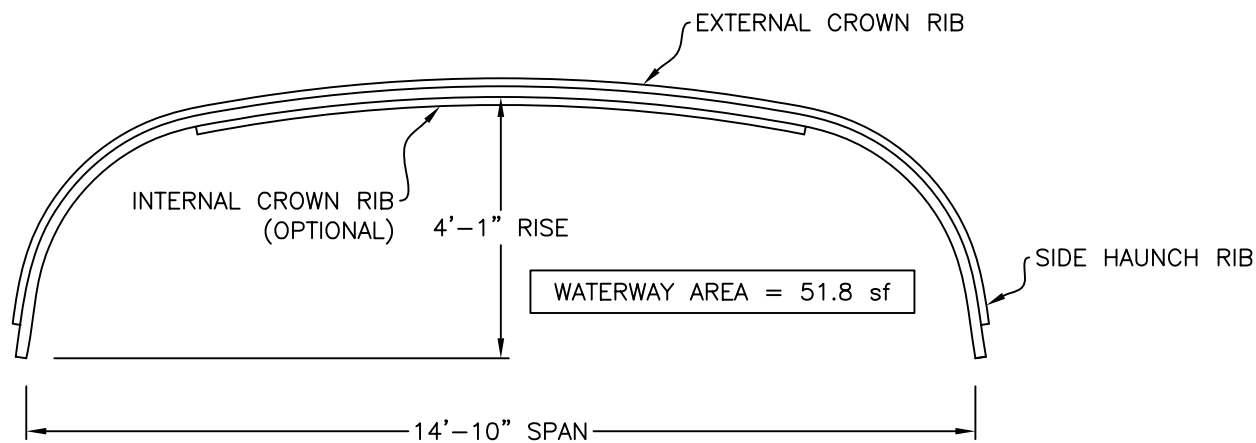

Page Number: 1 OF 1

Date Drawn: 3/16/08

Drawn By: JCH

NOTES:

1. DIMENSIONS ARE SHOWN TO THE INSIDE OF THE CORRUGATION CRESTS.
2. DIMENSIONS ARE SUBJECT TO MANUFACTURING TOLERANCES.
3. PLATE LAYOUT WILL BE DETERMINED BY MANUFACTURER.
4. ALL REINFORCING PER MANUFACTURERS REQUIREMENTS.



LANE ENTERPRISES, INC.

STEEL STRUCTURAL PLATE

BOX CULVERT DETAIL

14'-10" x 4'-1"

Drawing Number: BC-S-14.83-2

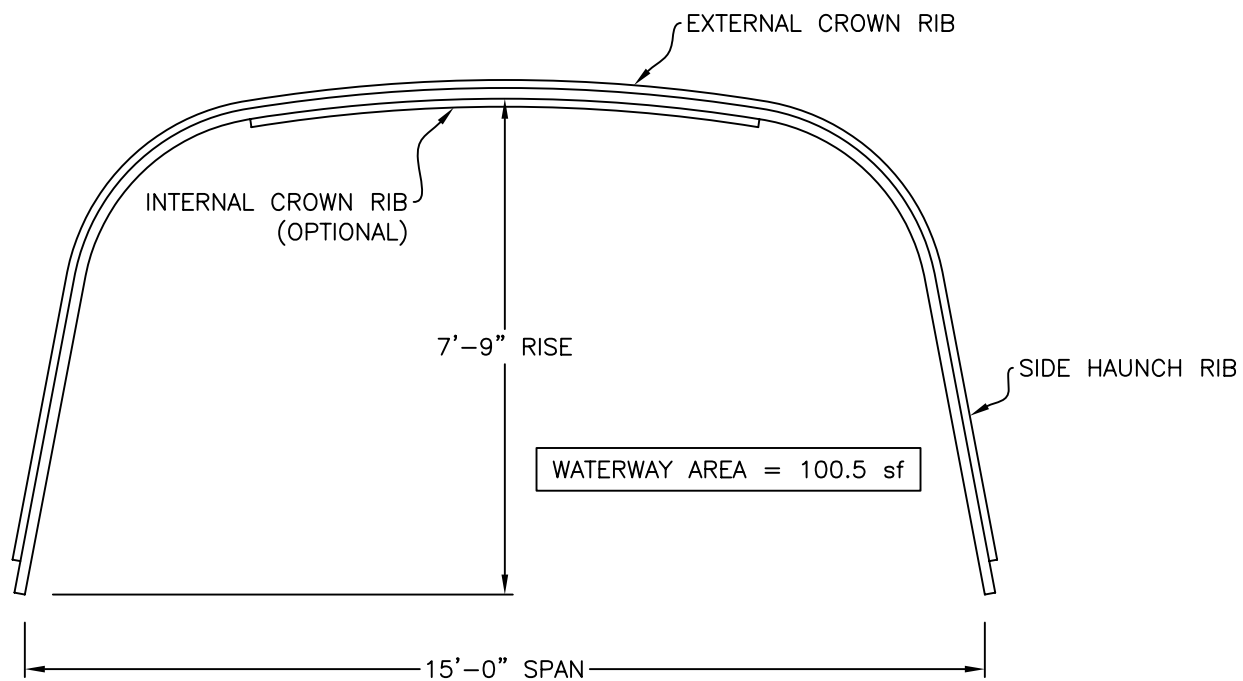

Page Number: 1 OF 1

Date Drawn: 5/1/08

Drawn By: JCH

NOTES:

1. DIMENSIONS ARE SHOWN TO THE INSIDE OF THE CORRUGATION CRESTS.
2. DIMENSIONS ARE SUBJECT TO MANUFACTURING TOLERANCES.
3. PLATE LAYOUT WILL BE DETERMINED BY MANUFACTURER.
4. ALL REINFORCING PER MANUFACTURERS REQUIREMENTS.



LANE ENTERPRISES, INC.

STEEL STRUCTURAL PLATE

BOX CULVERT DETAIL

15'-0" x 7'-9"

Drawing Number: BC-S-15.00-1


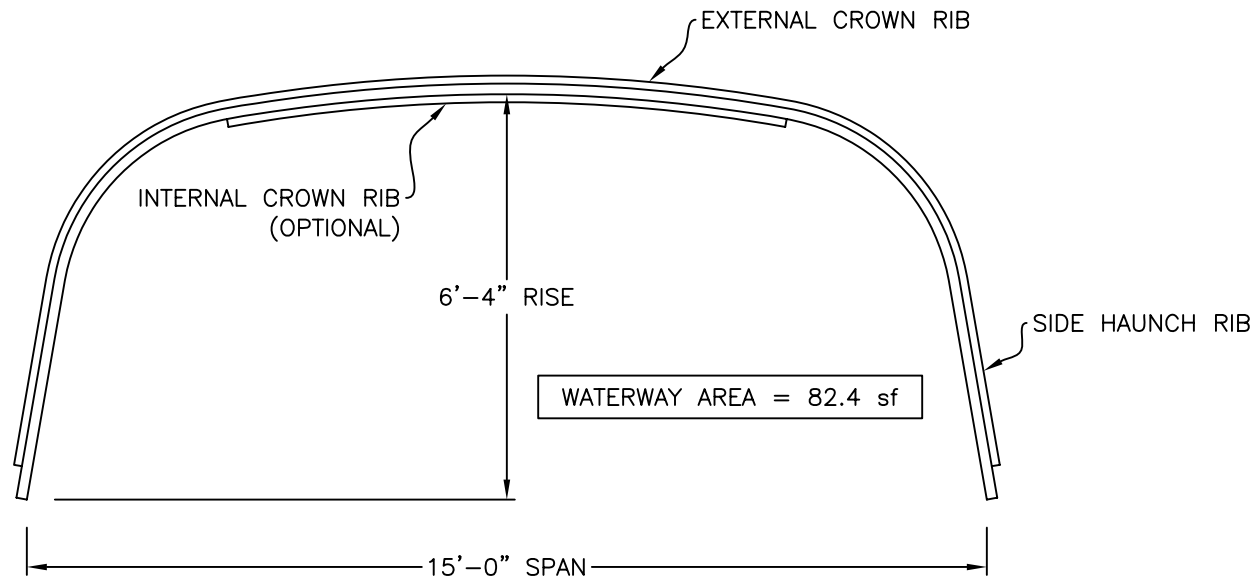
Page Number: 1 OF 1

Date Drawn: 4/30/08

Drawn By: JCH

NOTES:

1. DIMENSIONS ARE SHOWN TO THE INSIDE OF THE CORRUGATION CRESTS.
2. DIMENSIONS ARE SUBJECT TO MANUFACTURING TOLERANCES.
3. PLATE LAYOUT WILL BE DETERMINED BY MANUFACTURER.
4. ALL REINFORCING PER MANUFACTURERS REQUIREMENTS.



LANE ENTERPRISES, INC.

STEEL STRUCTURAL PLATE

BOX CULVERT DETAIL

15'-0" x 6'-4"

Drawing Number: BC-S-15.00-2


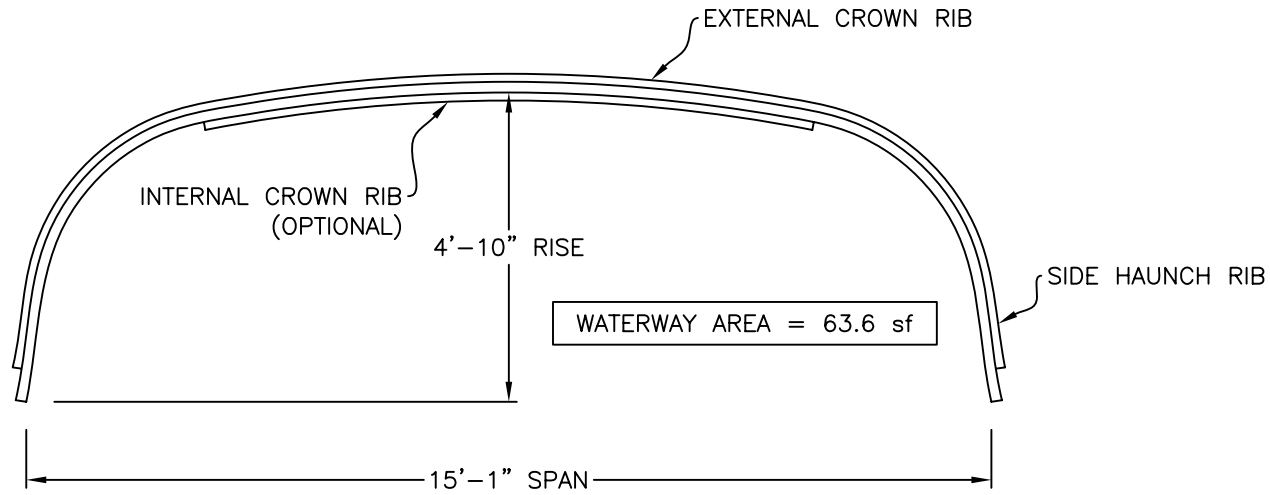
Page Number: 1 OF 1

Date Drawn: 5/1/08

Drawn By: JCH

NOTES:

1. DIMENSIONS ARE SHOWN TO THE INSIDE OF THE CORRUGATION CRESTS.
2. DIMENSIONS ARE SUBJECT TO MANUFACTURING TOLERANCES.
3. PLATE LAYOUT WILL BE DETERMINED BY MANUFACTURER.
4. ALL REINFORCING PER MANUFACTURERS REQUIREMENTS.



LANE ENTERPRISES, INC.

STEEL STRUCTURAL PLATE

BOX CULVERT DETAIL

15'-1" x 4'-10"

Drawing Number: BC-S-15.08

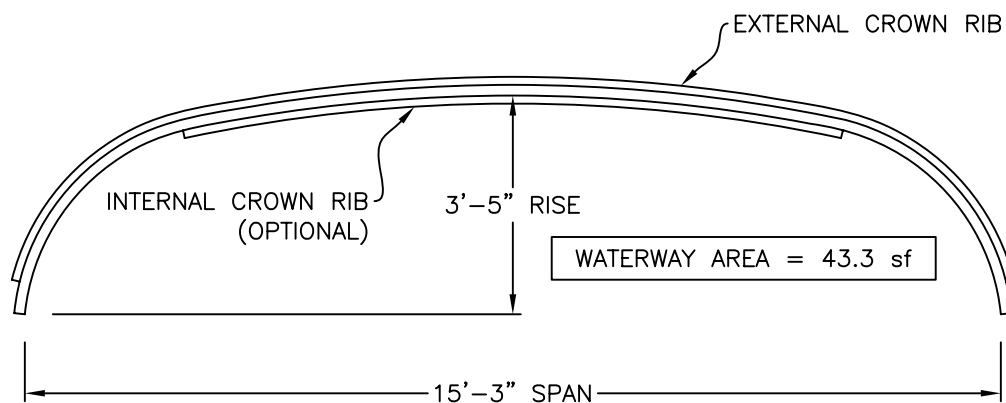

Page Number: 1 OF 1

Date Drawn: 5/1/08

Drawn By: JCH

NOTES:

1. DIMENSIONS ARE SHOWN TO THE INSIDE OF THE CORRUGATION CRESTS.
2. DIMENSIONS ARE SUBJECT TO MANUFACTURING TOLERANCES.
3. PLATE LAYOUT WILL BE DETERMINED BY MANUFACTURER.
4. ALL REINFORCING PER MANUFACTURERS REQUIREMENTS.



LANE ENTERPRISES, INC.

STEEL STRUCTURAL PLATE

BOX CULVERT DETAIL

15'-3" x 3'-5"

Drawing Number: BC-S-15.25


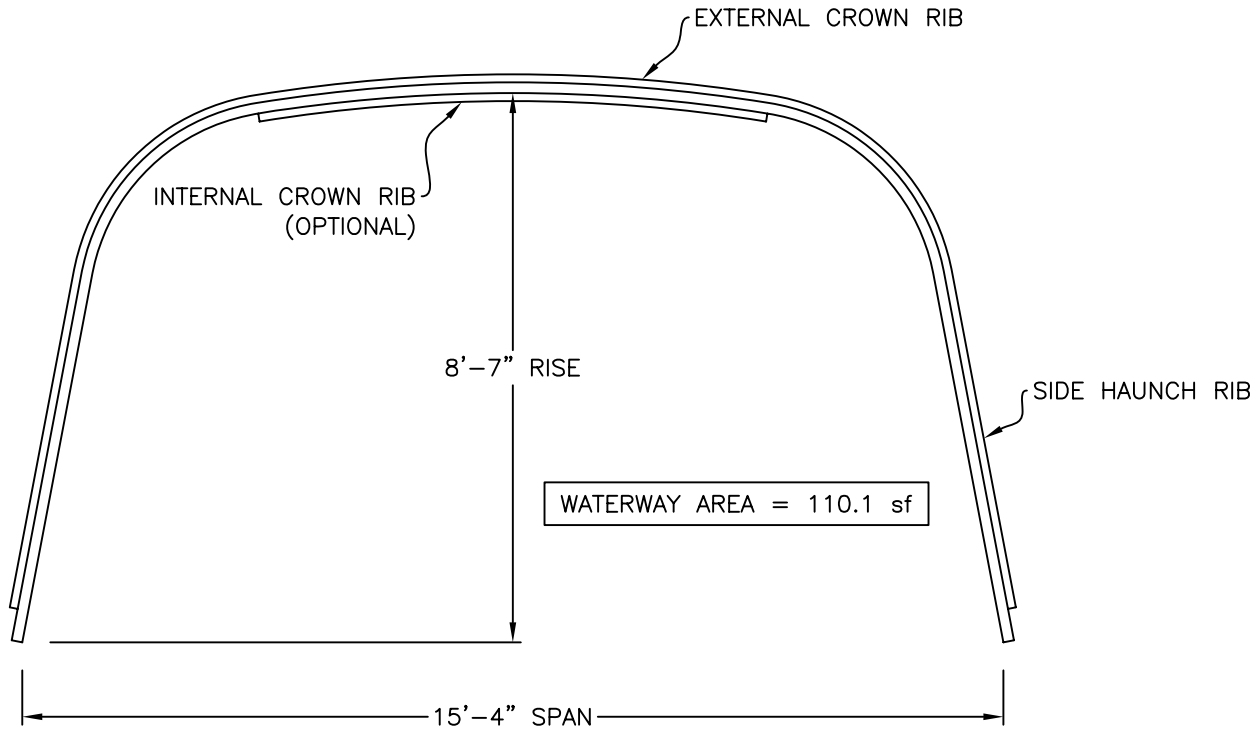
Page Number: 1 OF 1

Date Drawn: 5/1/08

Drawn By: JCH

NOTES:

1. DIMENSIONS ARE SHOWN TO THE INSIDE OF THE CORRUGATION CRESTS.
2. DIMENSIONS ARE SUBJECT TO MANUFACTURING TOLERANCES.
3. PLATE LAYOUT WILL BE DETERMINED BY MANUFACTURER.
4. ALL REINFORCING PER MANUFACTURERS REQUIREMENTS.



LANE ENTERPRISES, INC.

STEEL STRUCTURAL PLATE

BOX CULVERT DETAIL

15'-4" x 8'-7"

Drawing Number: BC-S-15.33-1


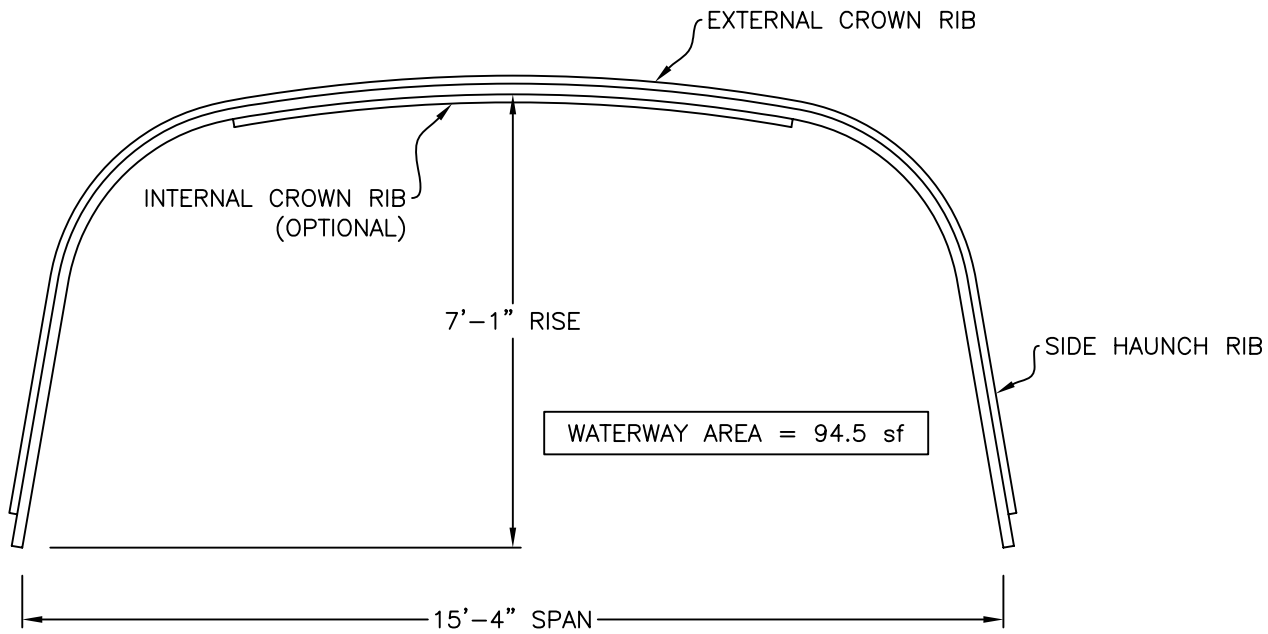
Page Number: 1 OF 1

Date Drawn: 4/30/08

Drawn By: JCH

NOTES:

1. DIMENSIONS ARE SHOWN TO THE INSIDE OF THE CORRUGATION CRESTS.
2. DIMENSIONS ARE SUBJECT TO MANUFACTURING TOLERANCES.
3. PLATE LAYOUT WILL BE DETERMINED BY MANUFACTURER.
4. ALL REINFORCING PER MANUFACTURERS REQUIREMENTS.



LANE ENTERPRISES, INC.

STEEL STRUCTURAL PLATE

BOX CULVERT DETAIL

15'-4" x 7'-1"

Drawing Number: BC-S-15.33-2


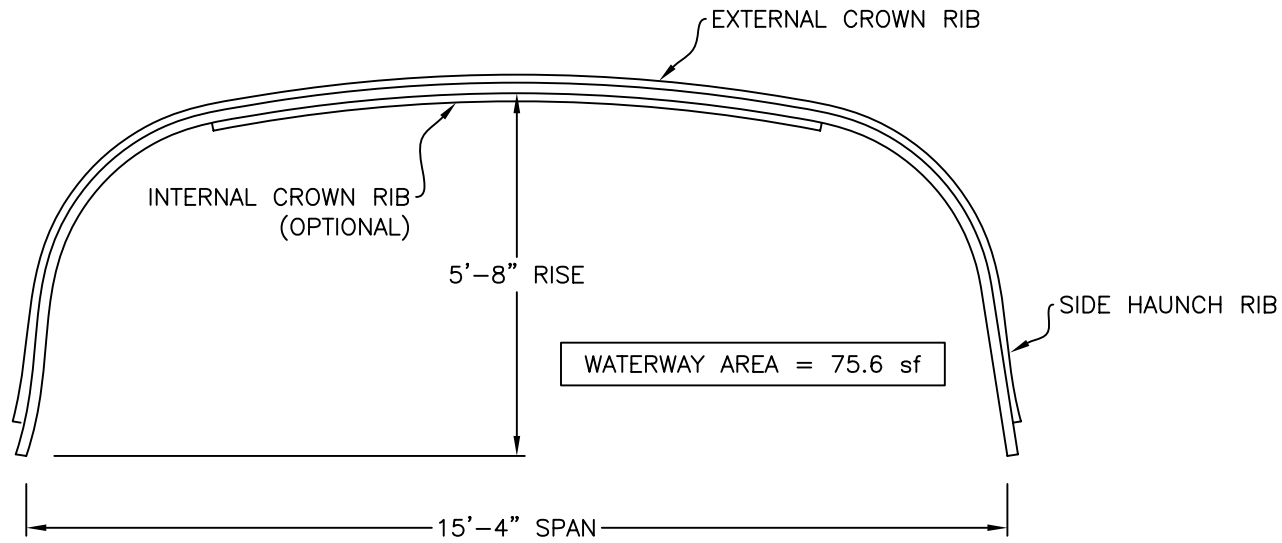
Page Number: 1 OF 1

Date Drawn: 5/1/08

Drawn By: JCH

NOTES:

1. DIMENSIONS ARE SHOWN TO THE INSIDE OF THE CORRUGATION CRESTS.
2. DIMENSIONS ARE SUBJECT TO MANUFACTURING TOLERANCES.
3. PLATE LAYOUT WILL BE DETERMINED BY MANUFACTURER.
4. ALL REINFORCING PER MANUFACTURERS REQUIREMENTS.



LANE ENTERPRISES, INC.

STEEL STRUCTURAL PLATE

BOX CULVERT DETAIL

15'-4" x 5'-8"

Drawing Number: BC-S-15.33-3

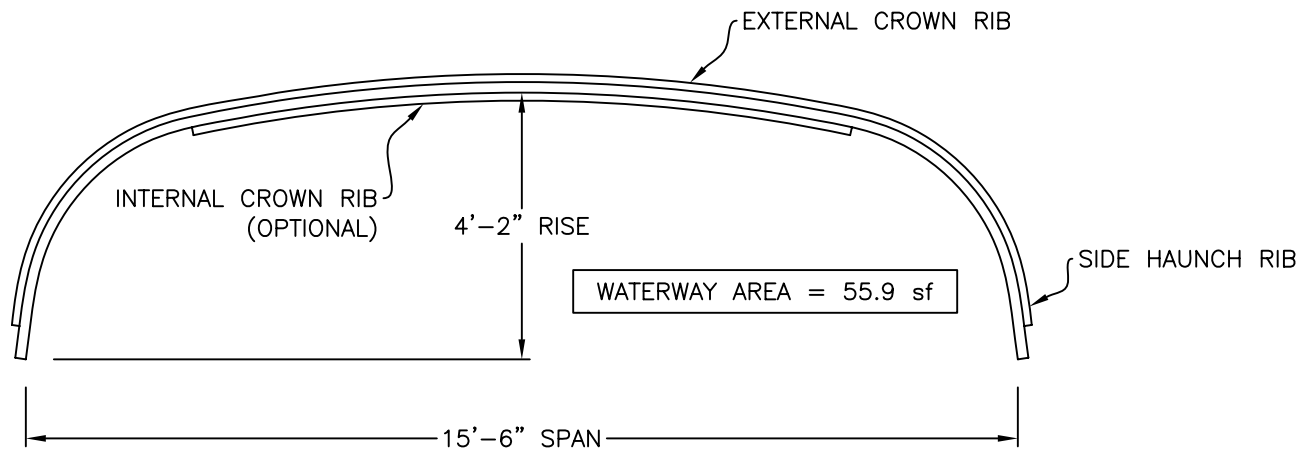

Page Number: 1 OF 1

Date Drawn: 5/1/08

Drawn By: JCH

NOTES:

1. DIMENSIONS ARE SHOWN TO THE INSIDE OF THE CORRUGATION CRESTS.
2. DIMENSIONS ARE SUBJECT TO MANUFACTURING TOLERANCES.
3. PLATE LAYOUT WILL BE DETERMINED BY MANUFACTURER.
4. ALL REINFORCING PER MANUFACTURERS REQUIREMENTS.



LANE ENTERPRISES, INC.

STEEL STRUCTURAL PLATE

BOX CULVERT DETAIL

15'-6" x 4'-2"

Drawing Number: BC-S-15.50

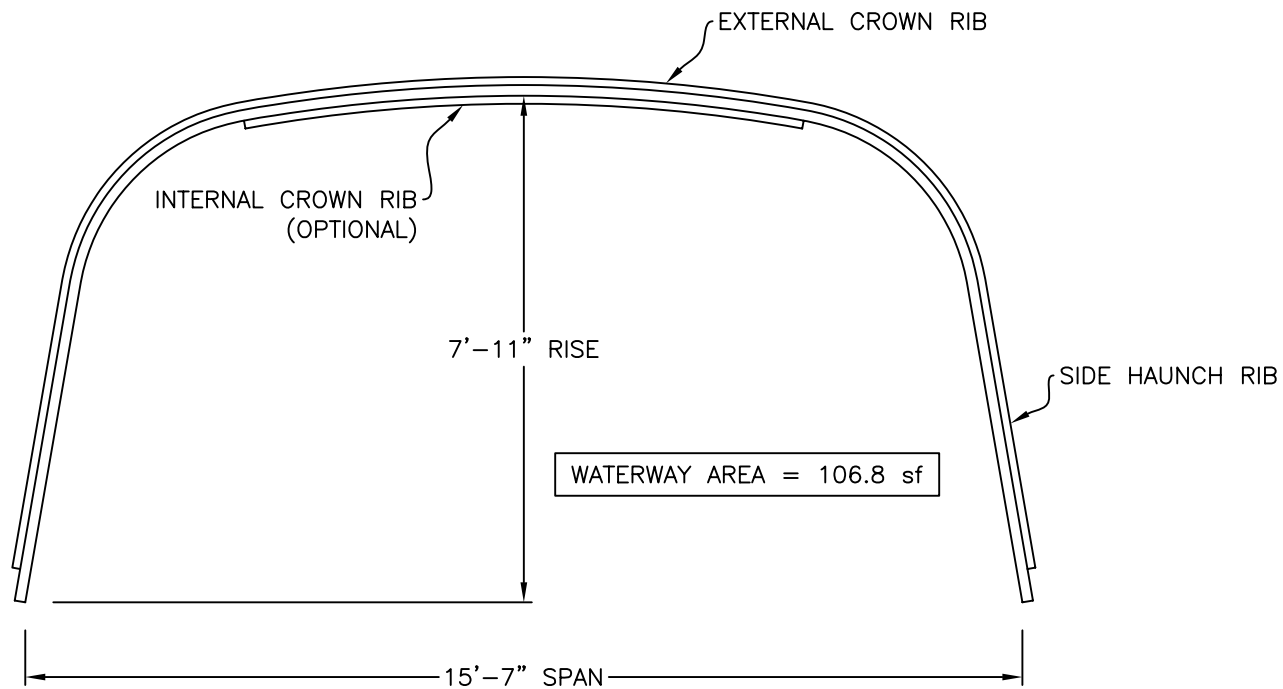

Page Number: 1 OF 1

Date Drawn: 5/1/08

Drawn By: JCH

NOTES:

1. DIMENSIONS ARE SHOWN TO THE INSIDE OF THE CORRUGATION CRESTS.
2. DIMENSIONS ARE SUBJECT TO MANUFACTURING TOLERANCES.
3. PLATE LAYOUT WILL BE DETERMINED BY MANUFACTURER.
4. ALL REINFORCING PER MANUFACTURERS REQUIREMENTS.



LANE ENTERPRISES, INC.

STEEL STRUCTURAL PLATE

BOX CULVERT DETAIL

15'-7" x 7'-11"

Drawing Number: BC-S-15.58-1

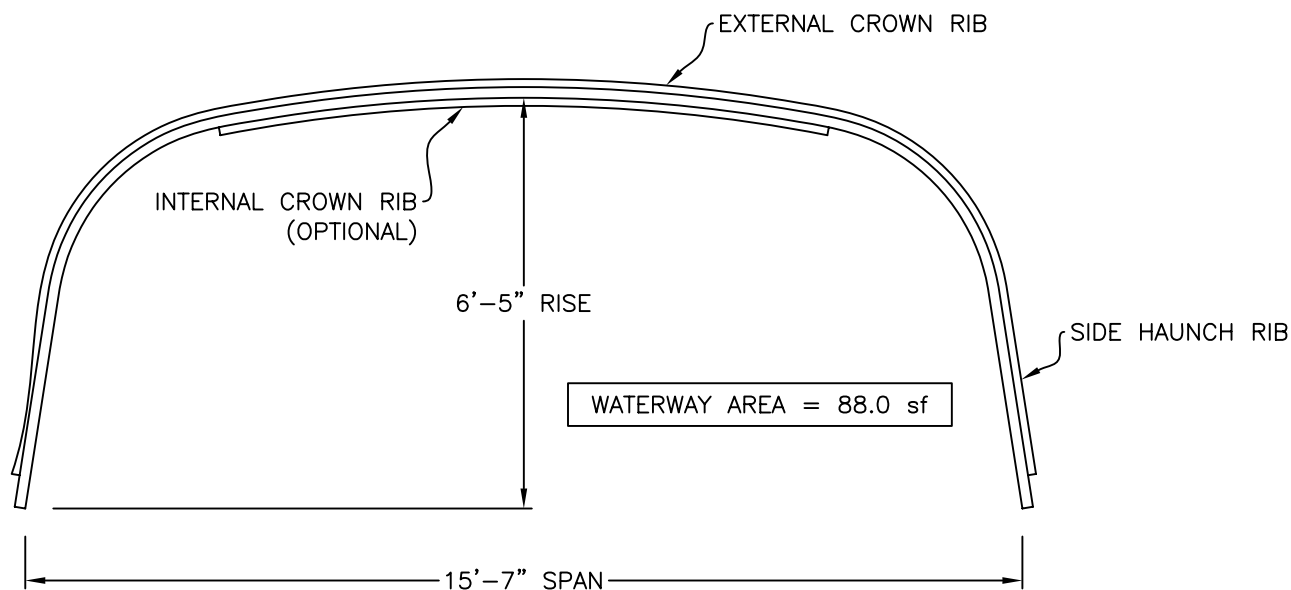

Page Number: 1 OF 1

Date Drawn: 5/1/08

Drawn By: JCH

NOTES:

1. DIMENSIONS ARE SHOWN TO THE INSIDE OF THE CORRUGATION CRESTS.
2. DIMENSIONS ARE SUBJECT TO MANUFACTURING TOLERANCES.
3. PLATE LAYOUT WILL BE DETERMINED BY MANUFACTURER.
4. ALL REINFORCING PER MANUFACTURERS REQUIREMENTS.



LANE ENTERPRISES, INC.

STEEL STRUCTURAL PLATE

BOX CULVERT DETAIL

15'-7" x 6'-5"

Drawing Number: BC-S-15.58-2

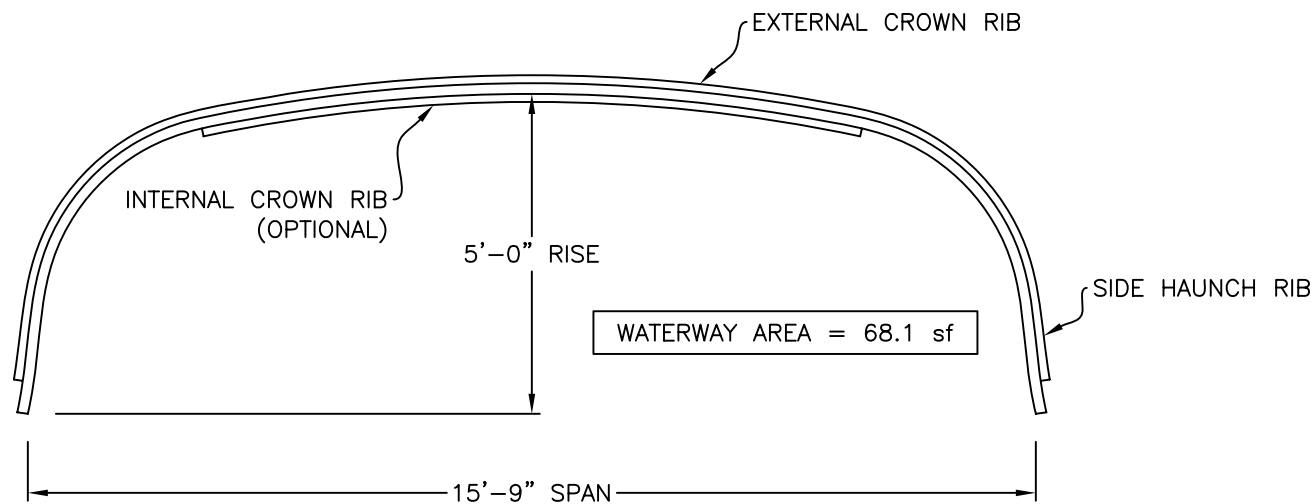

Page Number: 1 OF 1

Date Drawn: 5/1/08

Drawn By: JCH

NOTES:

1. DIMENSIONS ARE SHOWN TO THE INSIDE OF THE CORRUGATION CRESTS.
2. DIMENSIONS ARE SUBJECT TO MANUFACTURING TOLERANCES.
3. PLATE LAYOUT WILL BE DETERMINED BY MANUFACTURER.
4. ALL REINFORCING PER MANUFACTURERS REQUIREMENTS.



LANE ENTERPRISES, INC.

STEEL STRUCTURAL PLATE

BOX CULVERT DETAIL

15'-9" x 5'-0"

Drawing Number: BC-S-15.75


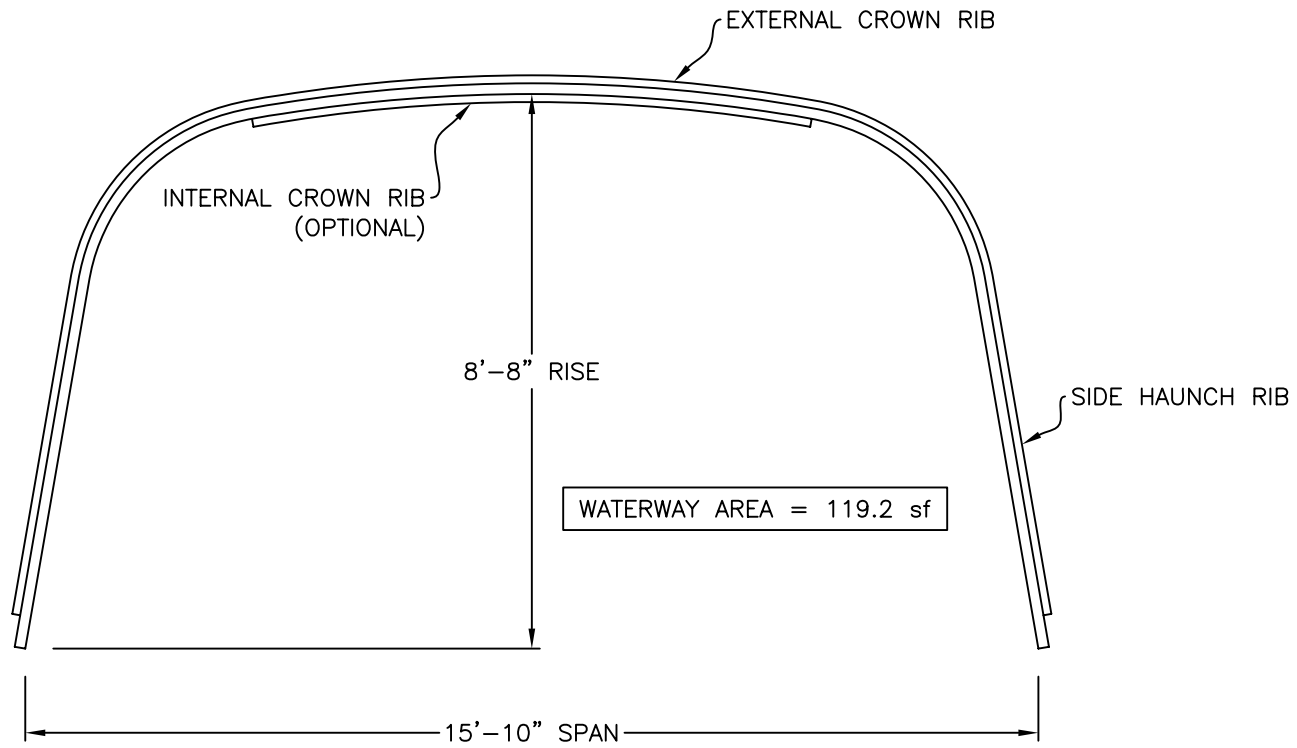
Page Number: 1 OF 1

Date Drawn: 5/1/08

Drawn By: JCH

NOTES:

1. DIMENSIONS ARE SHOWN TO THE INSIDE OF THE CORRUGATION CRESTS.
2. DIMENSIONS ARE SUBJECT TO MANUFACTURING TOLERANCES.
3. PLATE LAYOUT WILL BE DETERMINED BY MANUFACTURER.
4. ALL REINFORCING PER MANUFACTURERS REQUIREMENTS.



LANE ENTERPRISES, INC.

STEEL STRUCTURAL PLATE

BOX CULVERT DETAIL

15'-10" x 8'-8"

Drawing Number: BC-S-15.83-1

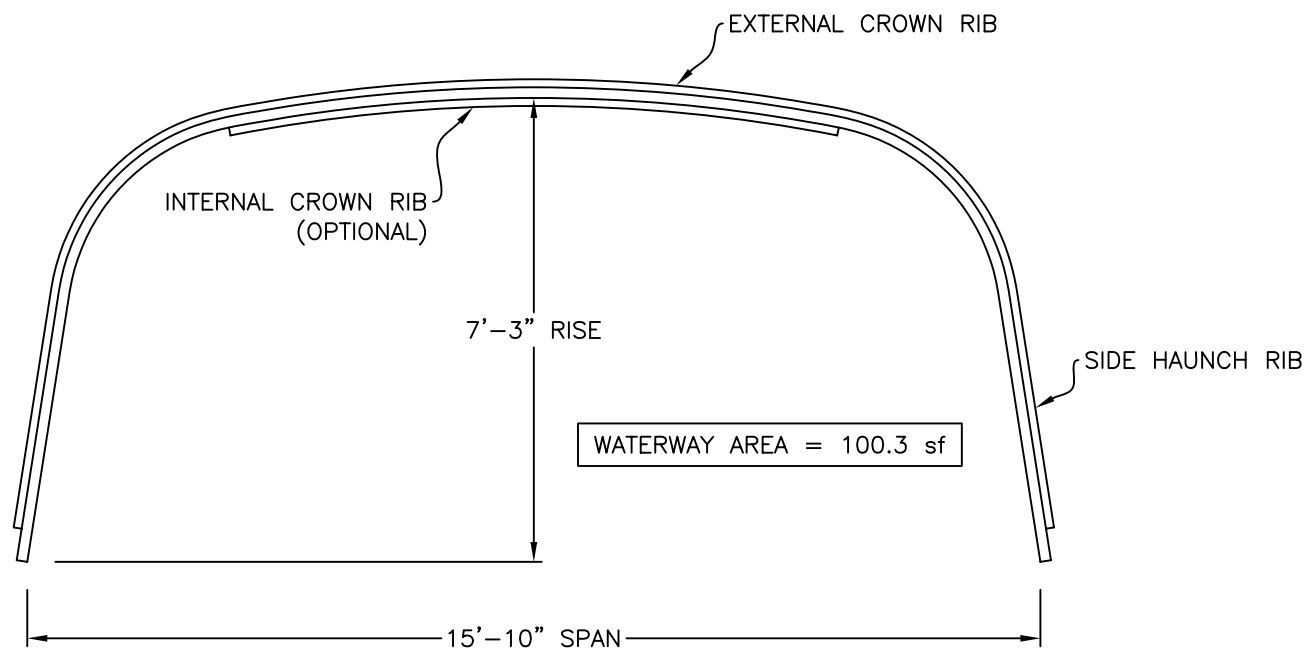

Page Number: 1 OF 1

Date Drawn: 5/1/08

Drawn By: JCH

NOTES:

1. DIMENSIONS ARE SHOWN TO THE INSIDE OF THE CORRUGATION CRESTS.
2. DIMENSIONS ARE SUBJECT TO MANUFACTURING TOLERANCES.
3. PLATE LAYOUT WILL BE DETERMINED BY MANUFACTURER.
4. ALL REINFORCING PER MANUFACTURERS REQUIREMENTS.



LANE ENTERPRISES, INC.

STEEL STRUCTURAL PLATE

BOX CULVERT DETAIL

15'-10" x 7'-3"

Drawing Number: BC-S-15.83-2

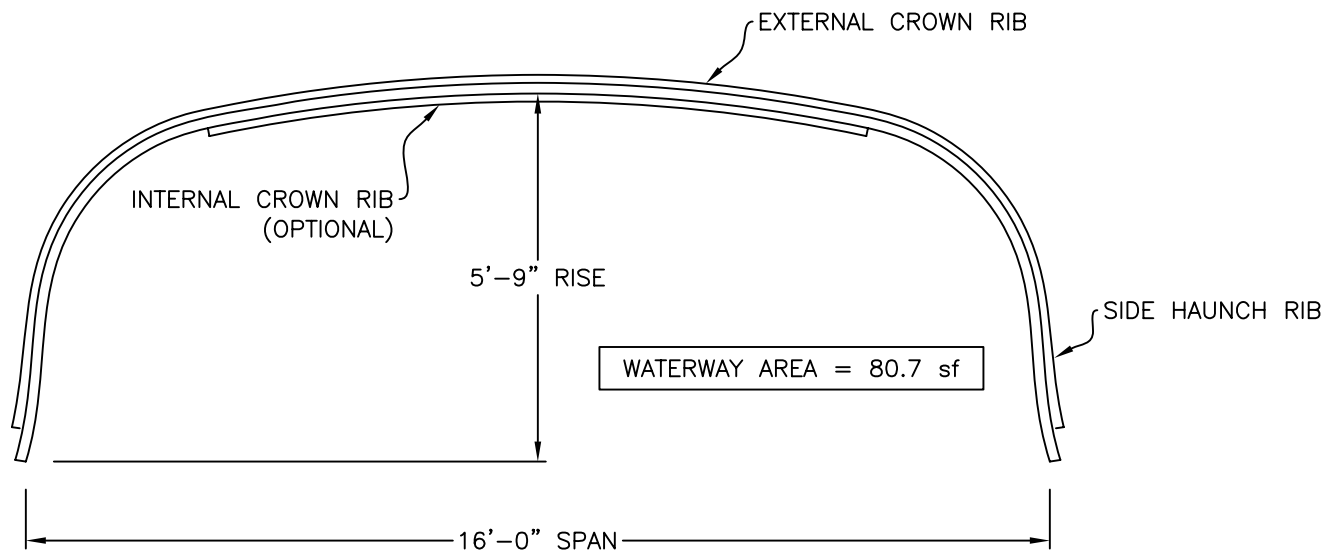

Page Number: 1 OF 1

Date Drawn: 5/1/08

Drawn By: JCH

NOTES:

1. DIMENSIONS ARE SHOWN TO THE INSIDE OF THE CORRUGATION CRESTS.
2. DIMENSIONS ARE SUBJECT TO MANUFACTURING TOLERANCES.
3. PLATE LAYOUT WILL BE DETERMINED BY MANUFACTURER.
4. ALL REINFORCING PER MANUFACTURERS REQUIREMENTS.



LANE ENTERPRISES, INC.

STEEL STRUCTURAL PLATE

BOX CULVERT DETAIL

16'-0" x 5'-9"

Drawing Number: BC-S-16.00-1

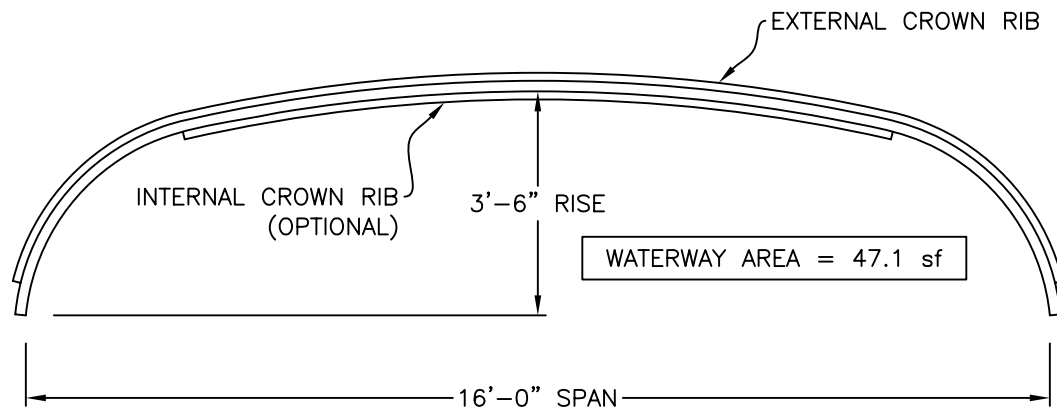

Page Number: 1 OF 1

Date Drawn: 5/1/08

Drawn By: JCH

NOTES:

1. DIMENSIONS ARE SHOWN TO THE INSIDE OF THE CORRUGATION CRESTS.
2. DIMENSIONS ARE SUBJECT TO MANUFACTURING TOLERANCES.
3. PLATE LAYOUT WILL BE DETERMINED BY MANUFACTURER.
4. ALL REINFORCING PER MANUFACTURERS REQUIREMENTS.



LANE ENTERPRISES, INC.

STEEL STRUCTURAL PLATE

BOX CULVERT DETAIL

16'-0" x 3'-6"

Drawing Number: BC-S-16.00-2

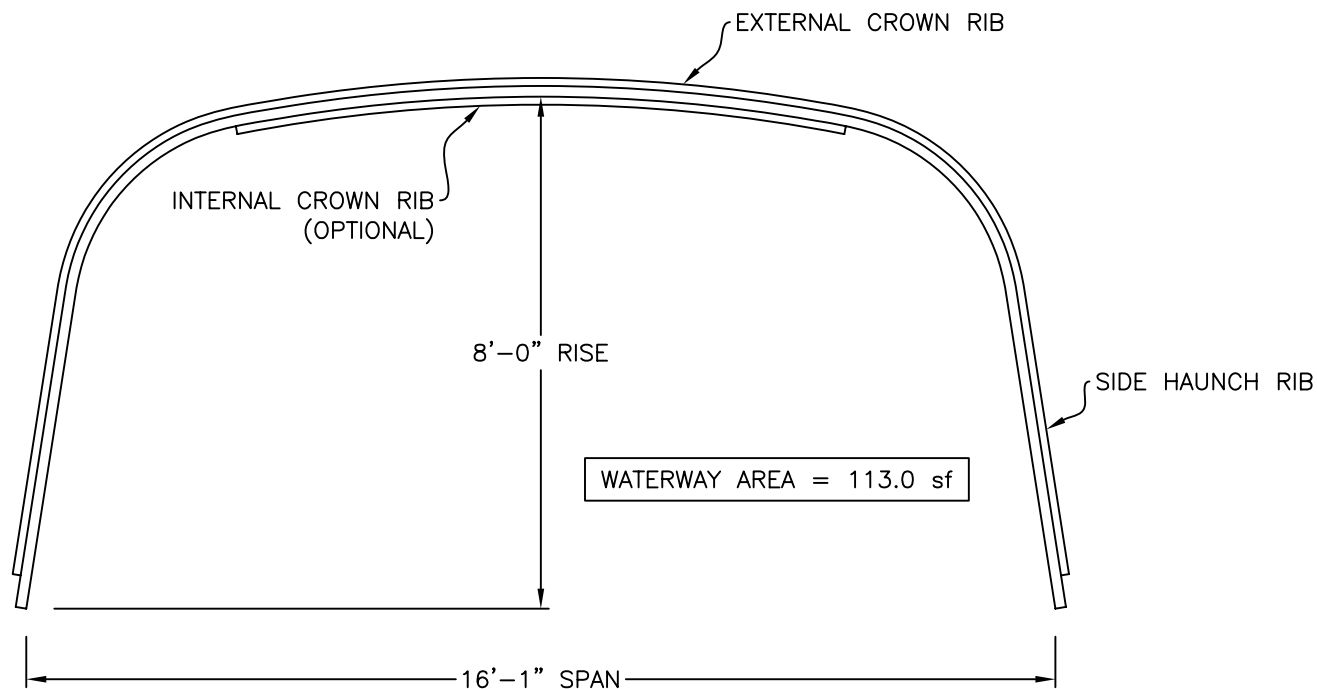

Page Number: 1 OF 1

Date Drawn: 5/1/08

Drawn By: JCH

NOTES:

1. DIMENSIONS ARE SHOWN TO THE INSIDE OF THE CORRUGATION CRESTS.
2. DIMENSIONS ARE SUBJECT TO MANUFACTURING TOLERANCES.
3. PLATE LAYOUT WILL BE DETERMINED BY MANUFACTURER.
4. ALL REINFORCING PER MANUFACTURERS REQUIREMENTS.



LANE ENTERPRISES, INC.

STEEL STRUCTURAL PLATE

BOX CULVERT DETAIL

16'-1" x 8'-0"

Drawing Number: BC-S-16.08

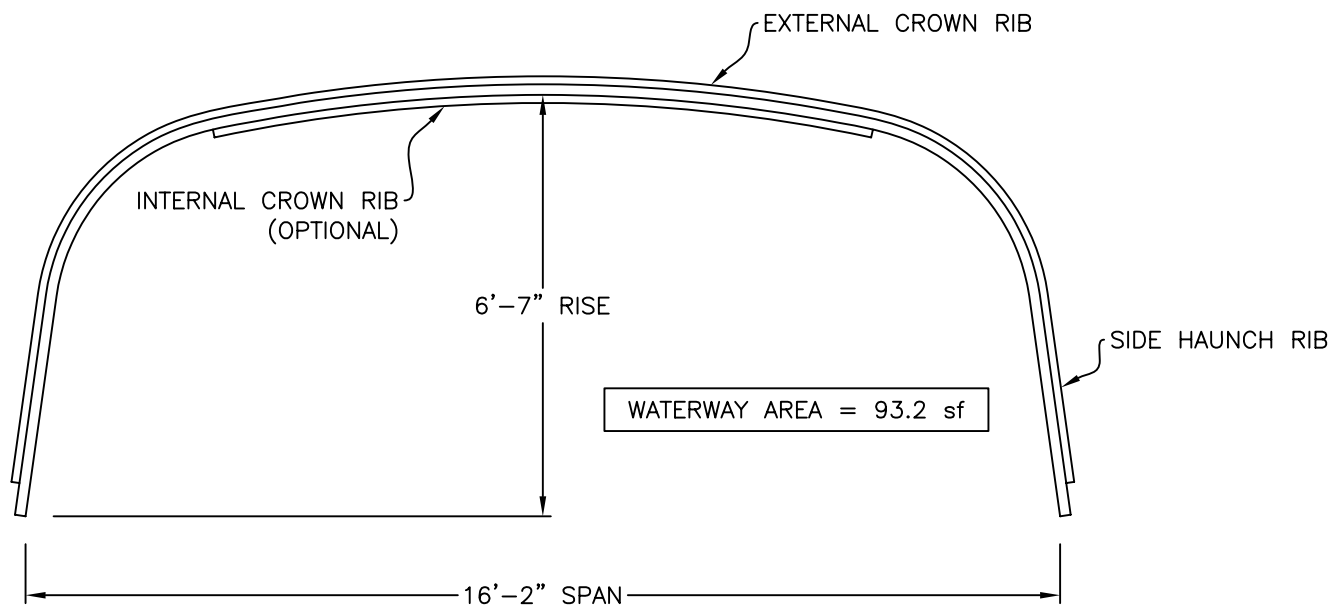

Page Number: 1 OF 1

Date Drawn: 5/1/08

Drawn By: JCH

NOTES:

1. DIMENSIONS ARE SHOWN TO THE INSIDE OF THE CORRUGATION CRESTS.
2. DIMENSIONS ARE SUBJECT TO MANUFACTURING TOLERANCES.
3. PLATE LAYOUT WILL BE DETERMINED BY MANUFACTURER.
4. ALL REINFORCING PER MANUFACTURERS REQUIREMENTS.



LANE ENTERPRISES, INC.

STEEL STRUCTURAL PLATE

BOX CULVERT DETAIL

16'-2" x 6'-7"

Drawing Number: BC-S-16.17-1

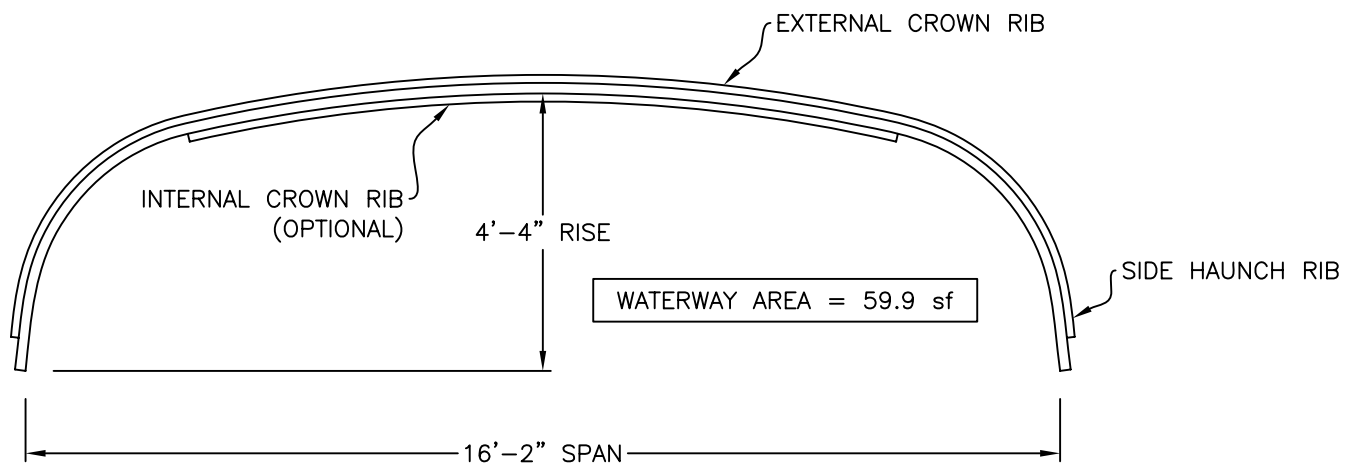

Page Number: 1 OF 1

Date Drawn: 5/1/08

Drawn By: JCH

NOTES:

1. DIMENSIONS ARE SHOWN TO THE INSIDE OF THE CORRUGATION CRESTS.
2. DIMENSIONS ARE SUBJECT TO MANUFACTURING TOLERANCES.
3. PLATE LAYOUT WILL BE DETERMINED BY MANUFACTURER.
4. ALL REINFORCING PER MANUFACTURERS REQUIREMENTS.



LANE ENTERPRISES, INC.

STEEL STRUCTURAL PLATE

BOX CULVERT DETAIL

16'-2" x 4'-4"

Drawing Number: BC-S-16.17-2


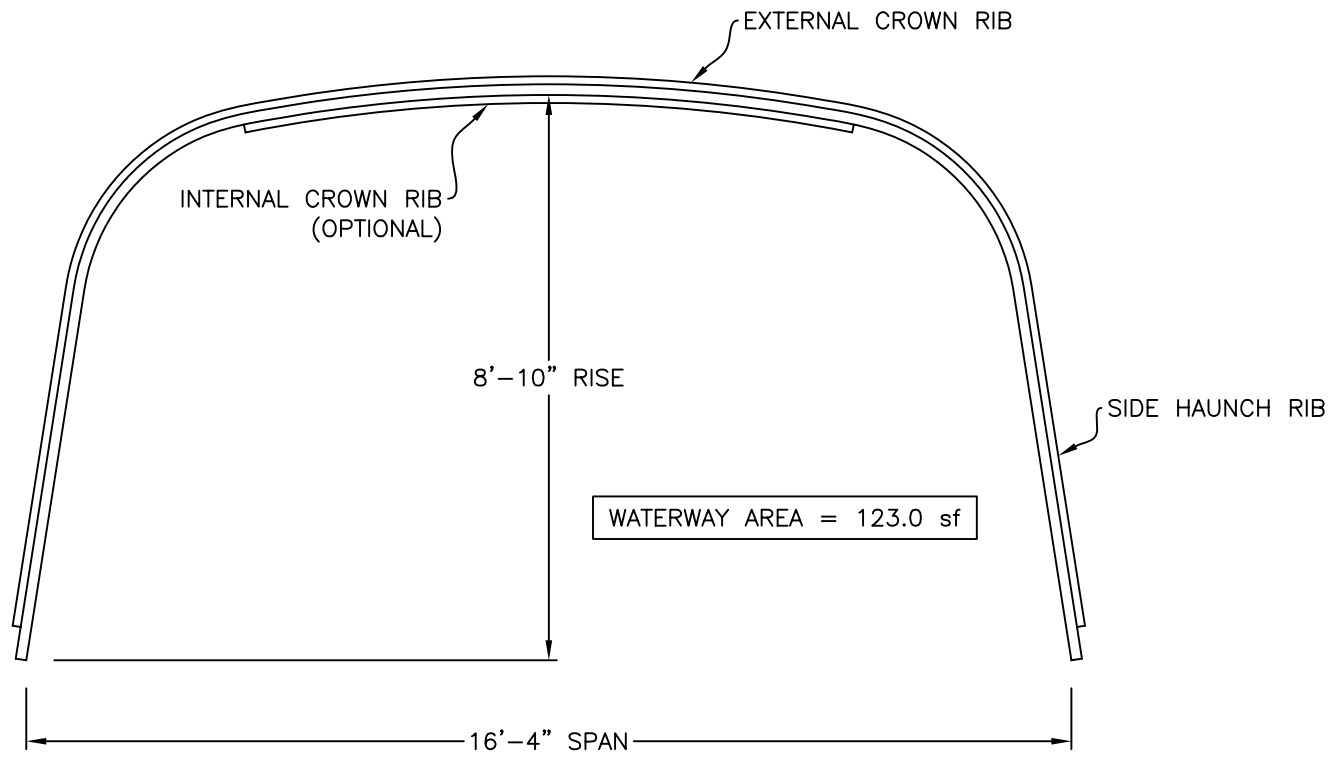
Page Number: 1 OF 1

Date Drawn: 5/1/08

Drawn By: JCH

NOTES:

1. DIMENSIONS ARE SHOWN TO THE INSIDE OF THE CORRUGATION CRESTS.
2. DIMENSIONS ARE SUBJECT TO MANUFACTURING TOLERANCES.
3. PLATE LAYOUT WILL BE DETERMINED BY MANUFACTURER.
4. ALL REINFORCING PER MANUFACTURERS REQUIREMENTS.



LANE ENTERPRISES, INC.

STEEL STRUCTURAL PLATE

BOX CULVERT DETAIL

16'-4" x 8'-10"

Drawing Number: BC-S-16.33-1


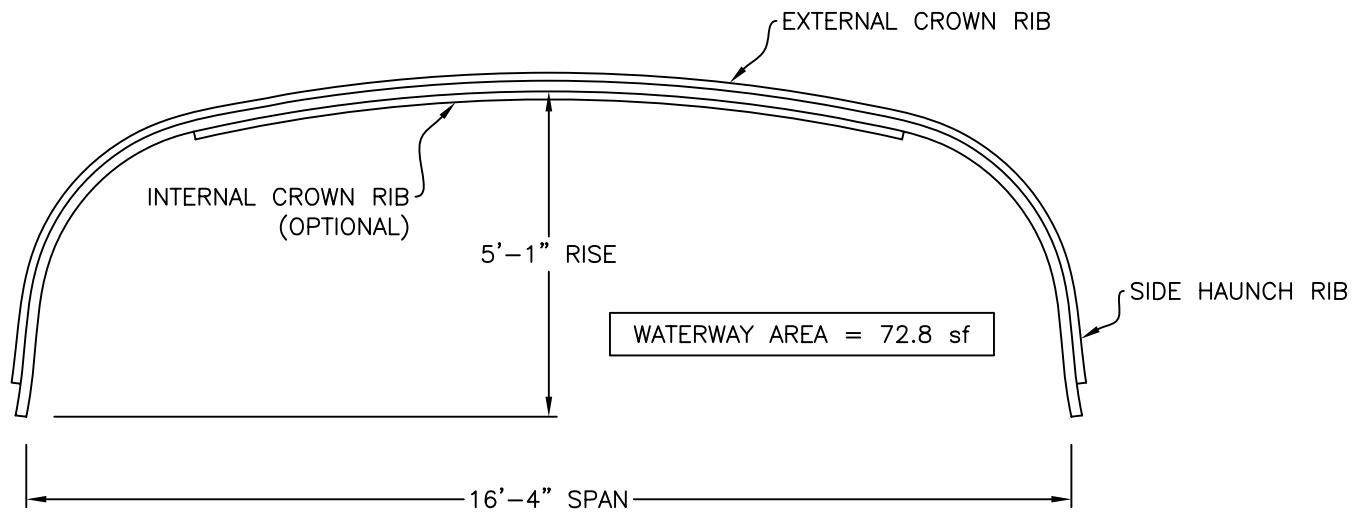
Page Number: 1 OF 1

Date Drawn: 5/1/08

Drawn By: JCH

NOTES:

1. DIMENSIONS ARE SHOWN TO THE INSIDE OF THE CORRUGATION CRESTS.
2. DIMENSIONS ARE SUBJECT TO MANUFACTURING TOLERANCES.
3. PLATE LAYOUT WILL BE DETERMINED BY MANUFACTURER.
4. ALL REINFORCING PER MANUFACTURERS REQUIREMENTS.



LANE ENTERPRISES, INC.

STEEL STRUCTURAL PLATE

BOX CULVERT DETAIL

16'-4" x 5'-1"

Drawing Number: BC-S-16.33-2

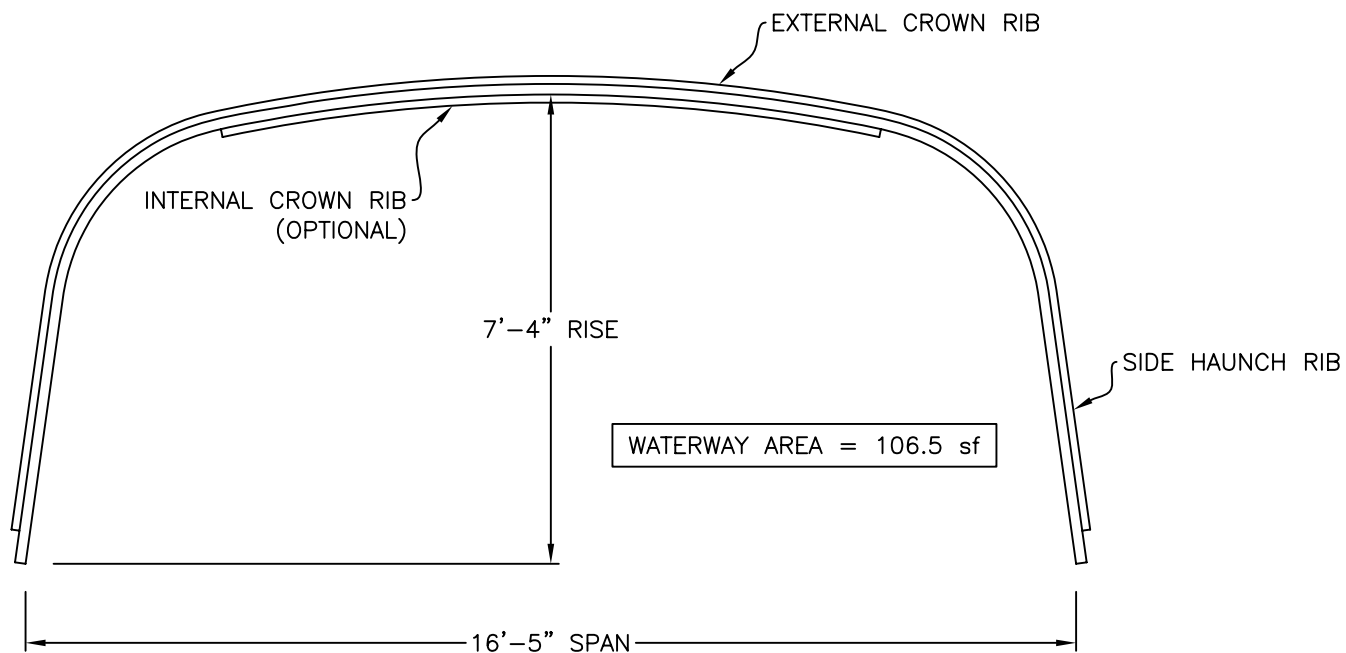

Page Number: 1 OF 1

Date Drawn: 5/1/08

Drawn By: JCH

NOTES:

1. DIMENSIONS ARE SHOWN TO THE INSIDE OF THE CORRUGATION CRESTS.
2. DIMENSIONS ARE SUBJECT TO MANUFACTURING TOLERANCES.
3. PLATE LAYOUT WILL BE DETERMINED BY MANUFACTURER.
4. ALL REINFORCING PER MANUFACTURERS REQUIREMENTS.



LANE ENTERPRISES, INC.

STEEL STRUCTURAL PLATE

BOX CULVERT DETAIL

16'-5" x 7'-4"

Drawing Number: BC-S-16.42


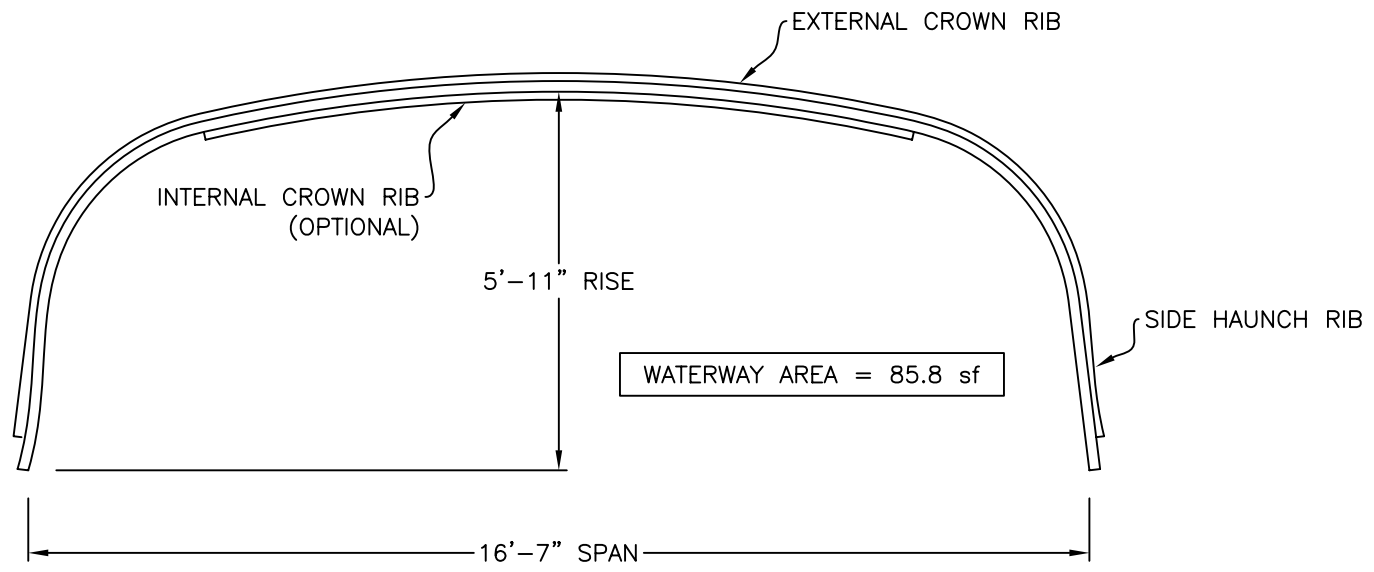
Page Number: 1 OF 1

Date Drawn: 5/1/08

Drawn By: JCH

NOTES:

1. DIMENSIONS ARE SHOWN TO THE INSIDE OF THE CORRUGATION CRESTS.
2. DIMENSIONS ARE SUBJECT TO MANUFACTURING TOLERANCES.
3. PLATE LAYOUT WILL BE DETERMINED BY MANUFACTURER.
4. ALL REINFORCING PER MANUFACTURERS REQUIREMENTS.



LANE ENTERPRISES, INC.

STEEL STRUCTURAL PLATE

BOX CULVERT DETAIL

16'-7" x 5'-11"

Drawing Number: BC-S-16.58


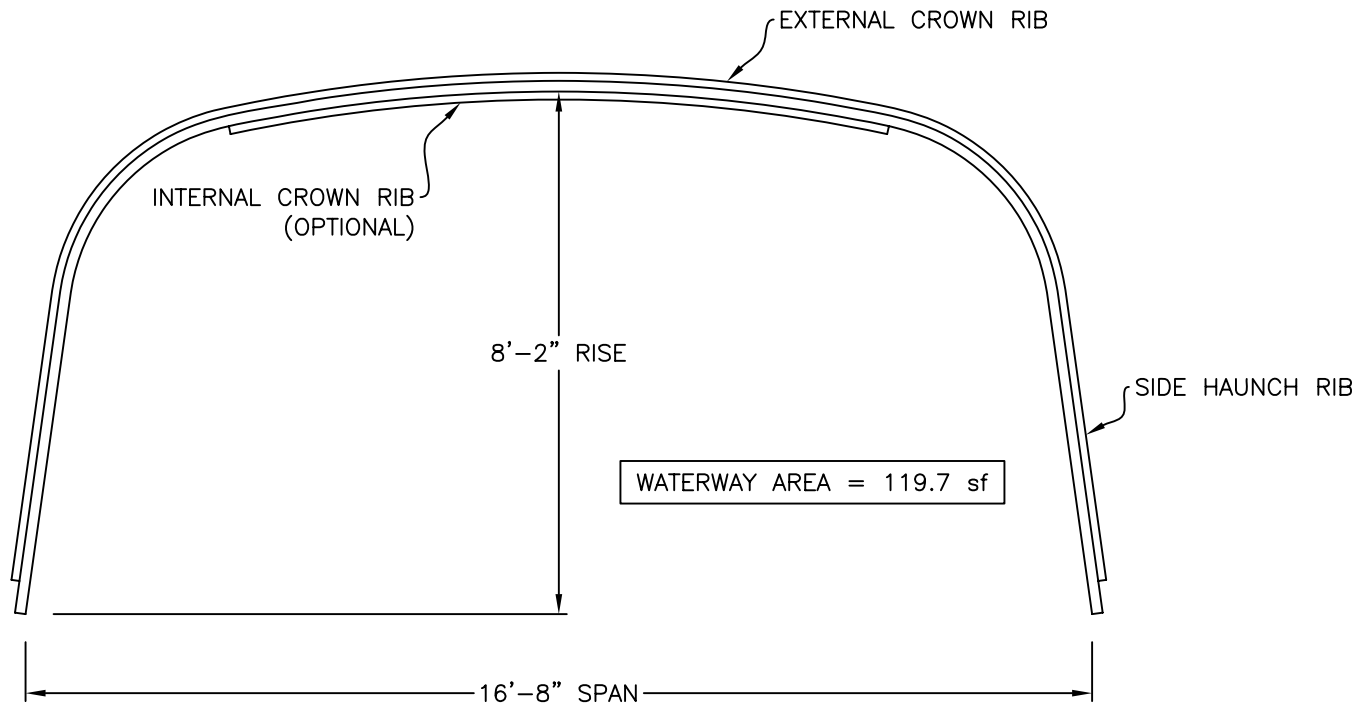
Page Number: 1 OF 1

Date Drawn: 5/1/08

Drawn By: JCH

NOTES:

1. DIMENSIONS ARE SHOWN TO THE INSIDE OF THE CORRUGATION CRESTS.
2. DIMENSIONS ARE SUBJECT TO MANUFACTURING TOLERANCES.
3. PLATE LAYOUT WILL BE DETERMINED BY MANUFACTURER.
4. ALL REINFORCING PER MANUFACTURERS REQUIREMENTS.



LANE ENTERPRISES, INC.

STEEL STRUCTURAL PLATE

BOX CULVERT DETAIL

16'-8" x 8'-2"

Drawing Number: BC-S-16.67-1


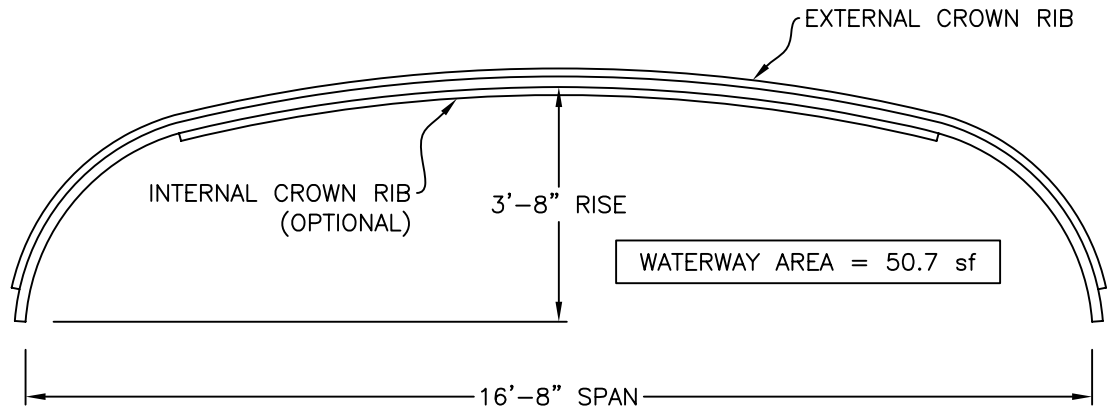
Page Number: 1 OF 1

Date Drawn: 5/1/08

Drawn By: JCH

NOTES:

1. DIMENSIONS ARE SHOWN TO THE INSIDE OF THE CORRUGATION CRESTS.
2. DIMENSIONS ARE SUBJECT TO MANUFACTURING TOLERANCES.
3. PLATE LAYOUT WILL BE DETERMINED BY MANUFACTURER.
4. ALL REINFORCING PER MANUFACTURERS REQUIREMENTS.



LANE ENTERPRISES, INC.

STEEL STRUCTURAL PLATE

BOX CULVERT DETAIL

16'-8" x 3'-8"

Drawing Number: BC-S-16.67-2


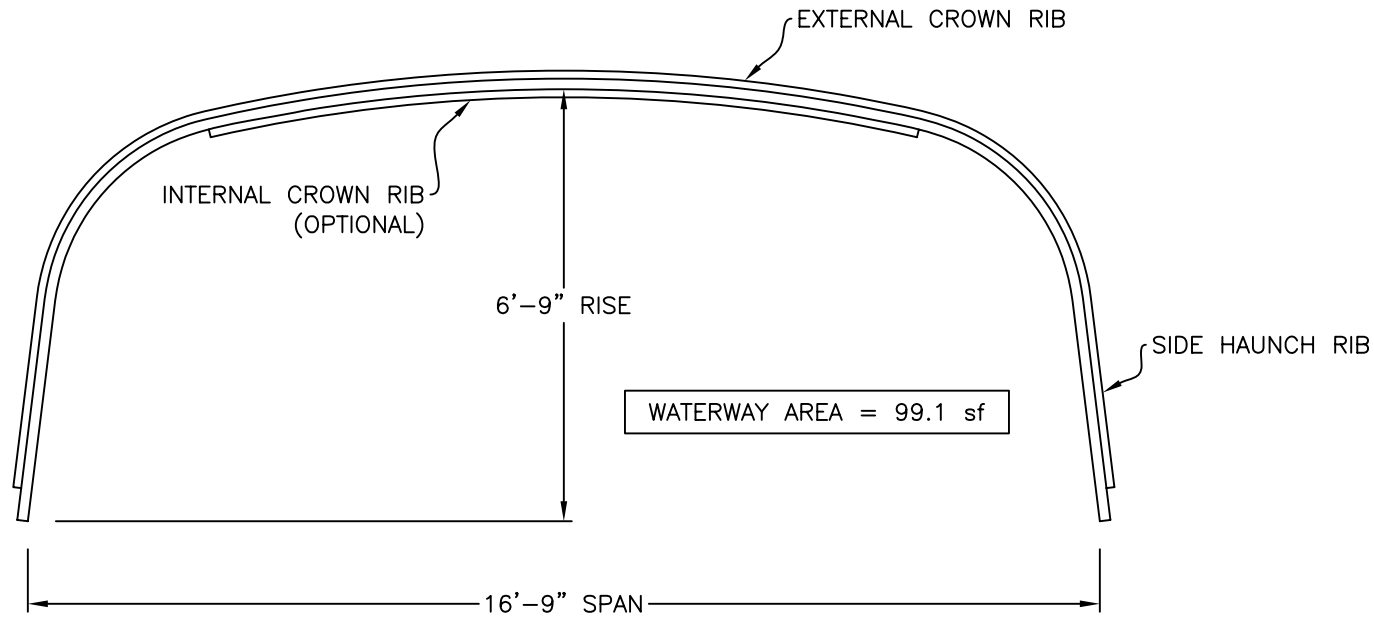
Page Number: 1 OF 1

Date Drawn: 5/1/08

Drawn By: JCH

NOTES:

1. DIMENSIONS ARE SHOWN TO THE INSIDE OF THE CORRUGATION CRESTS.
2. DIMENSIONS ARE SUBJECT TO MANUFACTURING TOLERANCES.
3. PLATE LAYOUT WILL BE DETERMINED BY MANUFACTURER.
4. ALL REINFORCING PER MANUFACTURERS REQUIREMENTS.



LANE ENTERPRISES, INC.

STEEL STRUCTURAL PLATE

BOX CULVERT DETAIL

16'-9" x 6'-9"

Drawing Number: BC-S-16.75


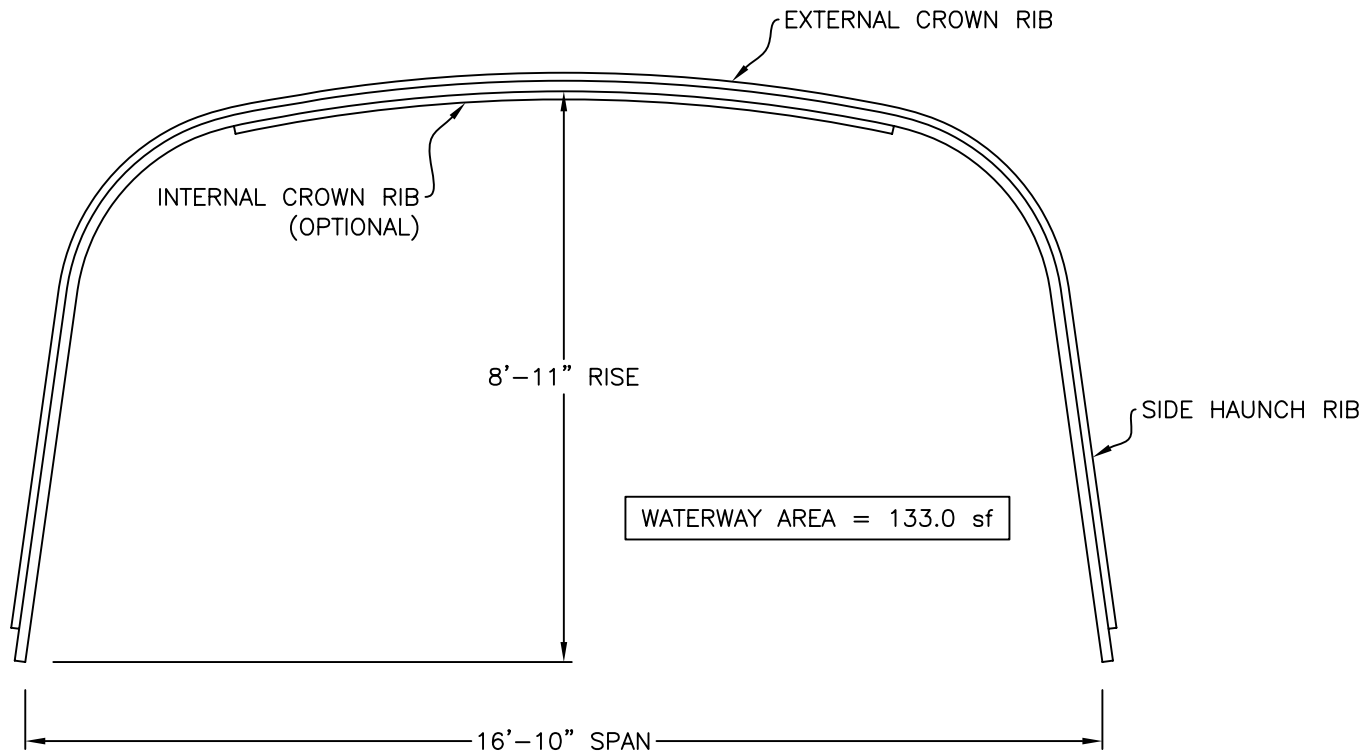
Page Number: 1 OF 1

Date Drawn: 5/1/08

Drawn By: JCH

NOTES:

1. DIMENSIONS ARE SHOWN TO THE INSIDE OF THE CORRUGATION CRESTS.
2. DIMENSIONS ARE SUBJECT TO MANUFACTURING TOLERANCES.
3. PLATE LAYOUT WILL BE DETERMINED BY MANUFACTURER.
4. ALL REINFORCING PER MANUFACTURERS REQUIREMENTS.



LANE ENTERPRISES, INC.

STEEL STRUCTURAL PLATE

BOX CULVERT DETAIL

16'-10" x 8'-11"

Drawing Number: BC-S-16.83-1

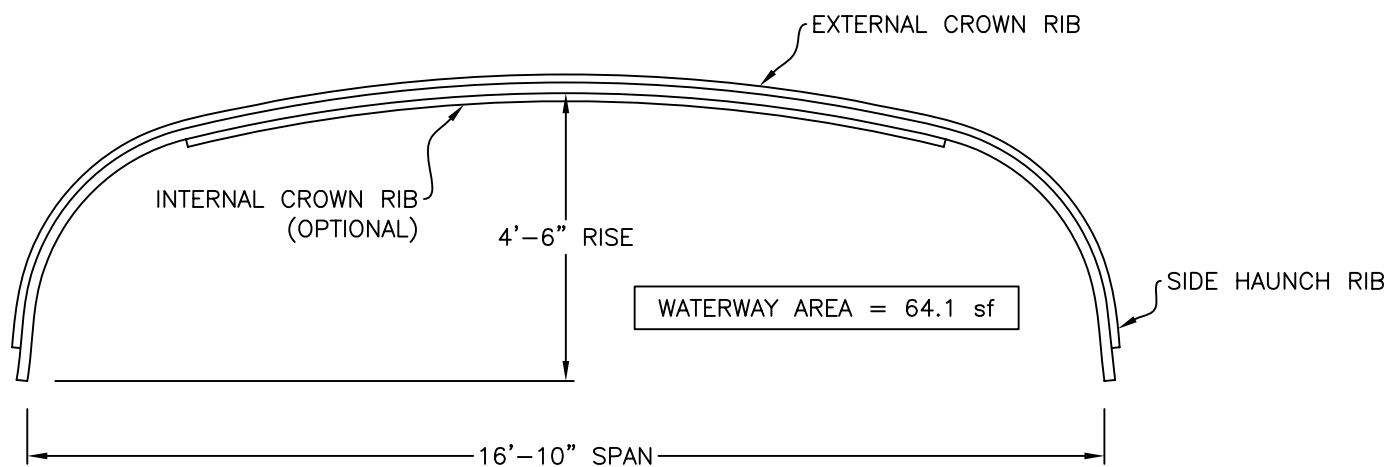

Page Number: 1 OF 1

Date Drawn: 5/1/08

Drawn By: JCH

NOTES:

1. DIMENSIONS ARE SHOWN TO THE INSIDE OF THE CORRUGATION CRESTS.
2. DIMENSIONS ARE SUBJECT TO MANUFACTURING TOLERANCES.
3. PLATE LAYOUT WILL BE DETERMINED BY MANUFACTURER.
4. ALL REINFORCING PER MANUFACTURERS REQUIREMENTS.



LANE ENTERPRISES, INC.

STEEL STRUCTURAL PLATE

BOX CULVERT DETAIL

16'-10" x 4'-6"

Drawing Number: BC-S-16.83-2


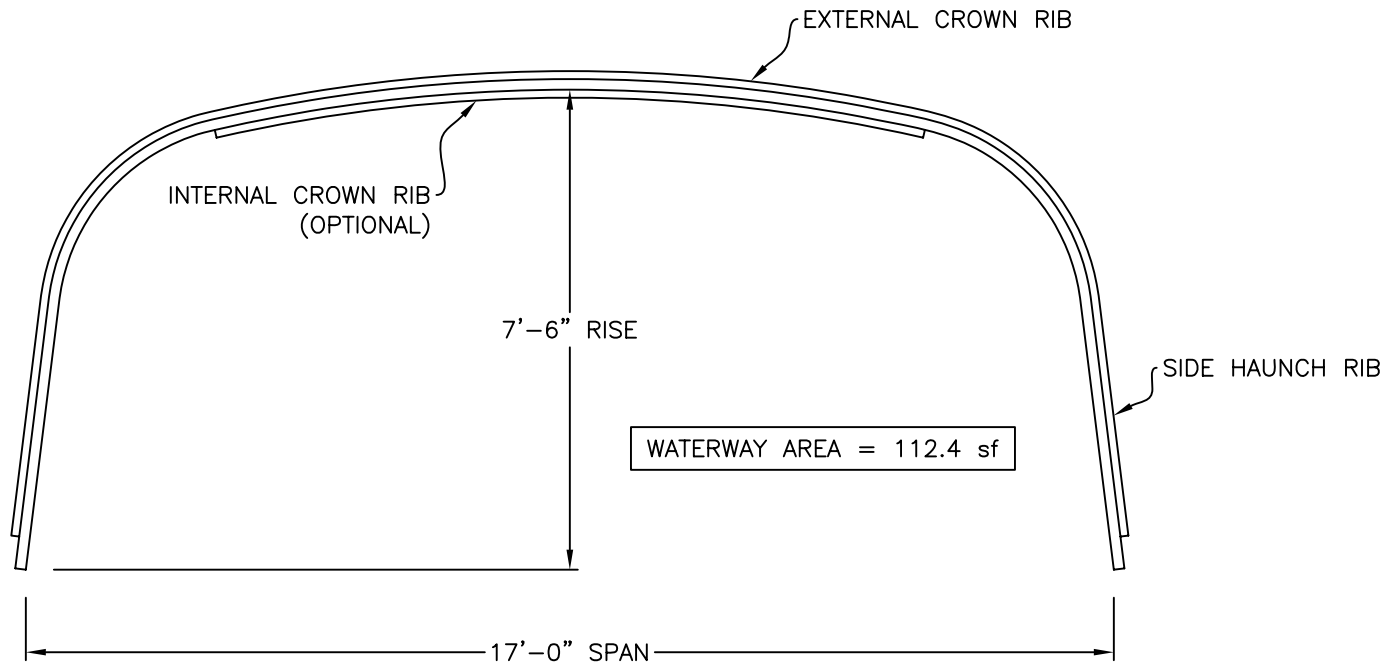
Page Number: 1 OF 1

Date Drawn: 5/1/08

Drawn By: JCH

NOTES:

1. DIMENSIONS ARE SHOWN TO THE INSIDE OF THE CORRUGATION CRESTS.
2. DIMENSIONS ARE SUBJECT TO MANUFACTURING TOLERANCES.
3. PLATE LAYOUT WILL BE DETERMINED BY MANUFACTURER.
4. ALL REINFORCING PER MANUFACTURERS REQUIREMENTS.



LANE ENTERPRISES, INC.

STEEL STRUCTURAL PLATE

BOX CULVERT DETAIL

17'-0" x 7'-6"

Drawing Number: BC-S-17.00-1

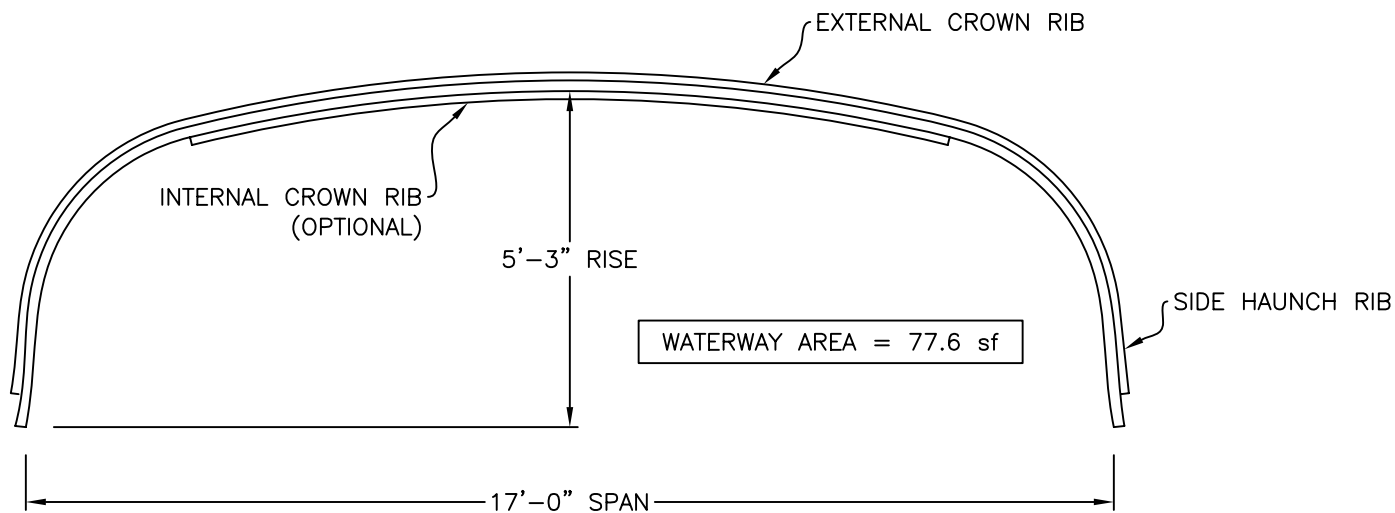

Page Number: 1 OF 1

Date Drawn: 5/1/08

Drawn By: JCH

NOTES:

1. DIMENSIONS ARE SHOWN TO THE INSIDE OF THE CORRUGATION CRESTS.
2. DIMENSIONS ARE SUBJECT TO MANUFACTURING TOLERANCES.
3. PLATE LAYOUT WILL BE DETERMINED BY MANUFACTURER.
4. ALL REINFORCING PER MANUFACTURERS REQUIREMENTS.



LANE ENTERPRISES, INC.

STEEL STRUCTURAL PLATE

BOX CULVERT DETAIL

17'-0" x 5'-3"

Drawing Number: BC-S-17.00-2


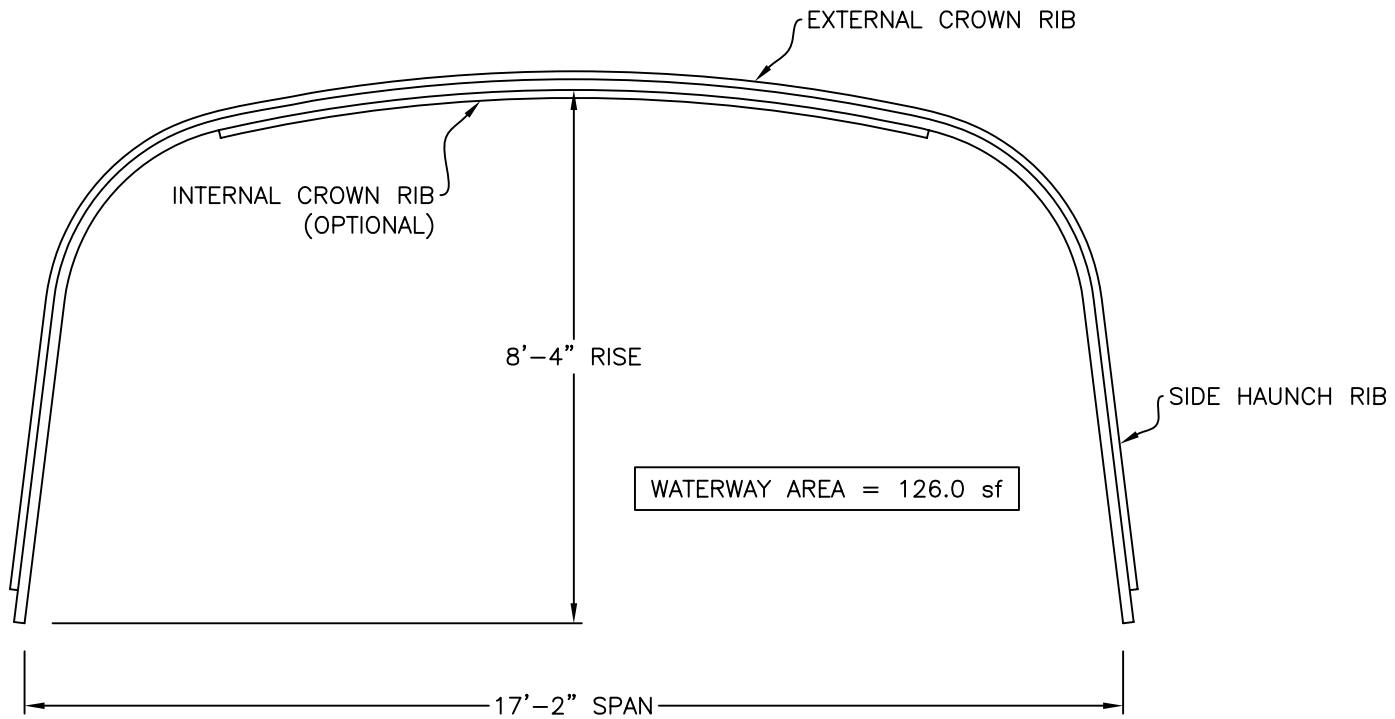
Page Number: 1 OF 1

Date Drawn: 5/1/08

Drawn By: JCH

NOTES:

1. DIMENSIONS ARE SHOWN TO THE INSIDE OF THE CORRUGATION CRESTS.
2. DIMENSIONS ARE SUBJECT TO MANUFACTURING TOLERANCES.
3. PLATE LAYOUT WILL BE DETERMINED BY MANUFACTURER.
4. ALL REINFORCING PER MANUFACTURERS REQUIREMENTS.



LANE ENTERPRISES, INC.

STEEL STRUCTURAL PLATE

BOX CULVERT DETAIL

17'-2" x 8'-4"

BC-S-17.17-1

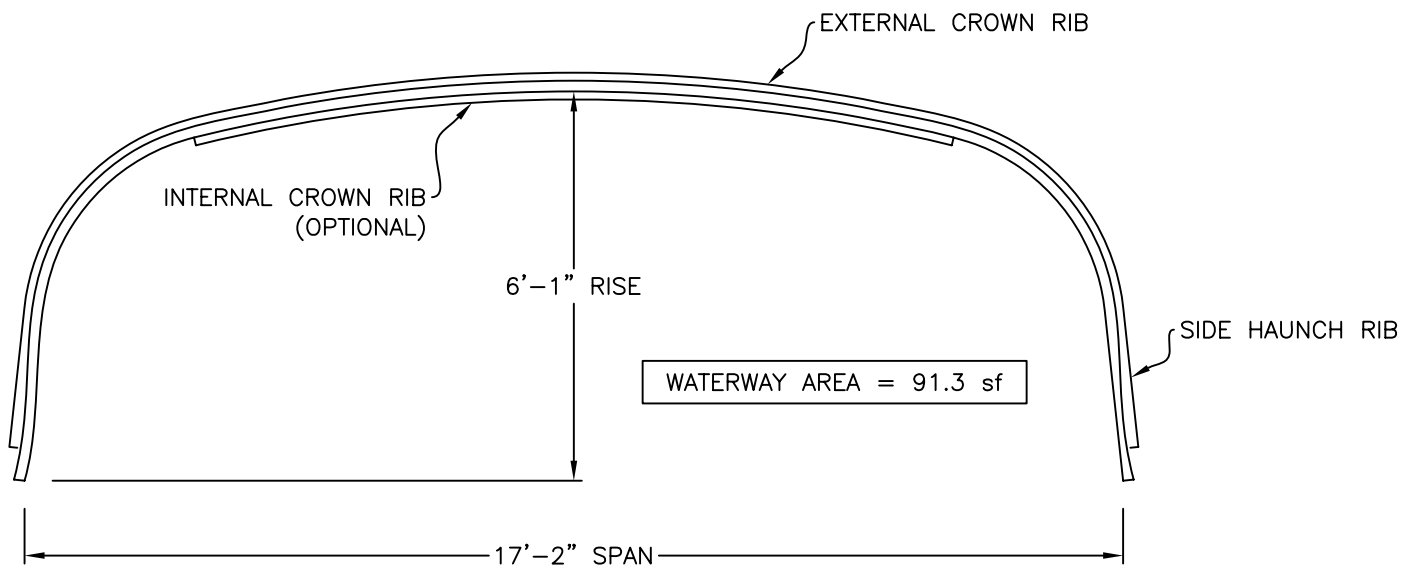

1 OF 1

5/1/08

JCH

NOTES:

1. DIMENSIONS ARE SHOWN TO THE INSIDE OF THE CORRUGATION CRESTS.
2. DIMENSIONS ARE SUBJECT TO MANUFACTURING TOLERANCES.
3. PLATE LAYOUT WILL BE DETERMINED BY MANUFACTURER.
4. ALL REINFORCING PER MANUFACTURERS REQUIREMENTS.



LANE ENTERPRISES, INC.

STEEL STRUCTURAL PLATE

BOX CULVERT DETAIL

17'-2" x 6'-1"

Drawing Number: BC-S-17.17-2

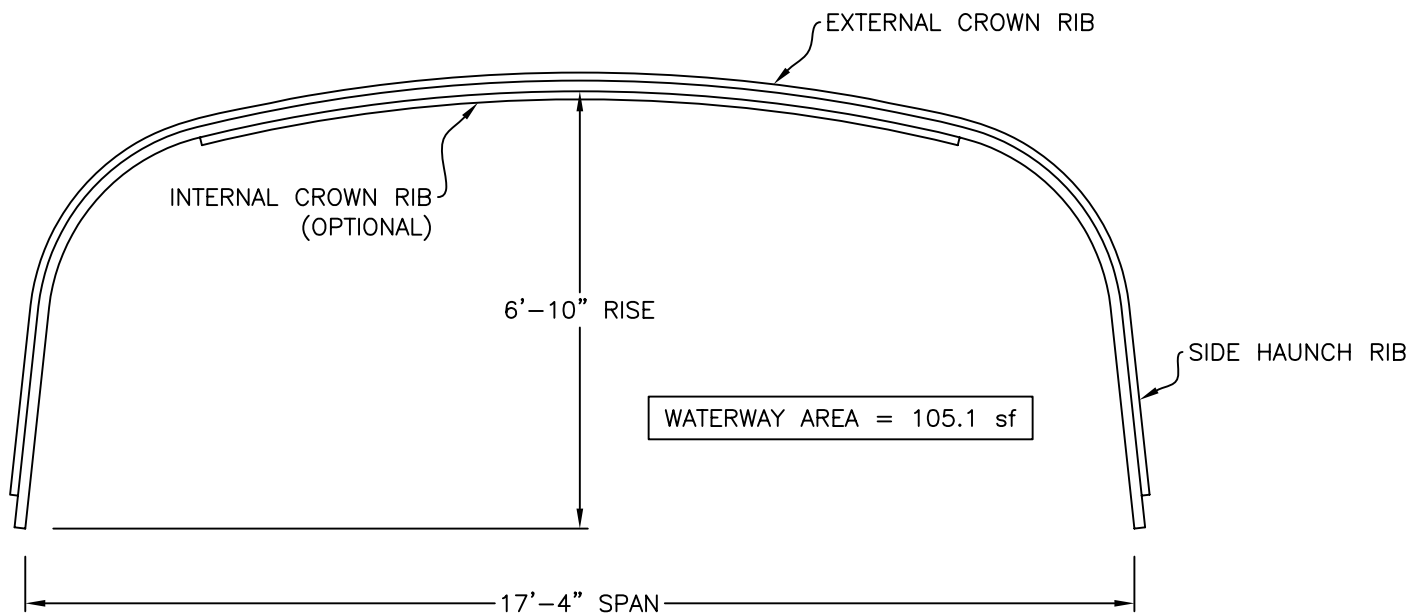

Page Number: 1 OF 1

Date Drawn: 5/1/08

Drawn By: JCH

NOTES:

1. DIMENSIONS ARE SHOWN TO THE INSIDE OF THE CORRUGATION CRESTS.
2. DIMENSIONS ARE SUBJECT TO MANUFACTURING TOLERANCES.
3. PLATE LAYOUT WILL BE DETERMINED BY MANUFACTURER.
4. ALL REINFORCING PER MANUFACTURERS REQUIREMENTS.



LANE ENTERPRISES, INC.

STEEL STRUCTURAL PLATE

BOX CULVERT DETAIL

17'-4" x 6'-10"

Drawing Number: BC-S-17.33-1


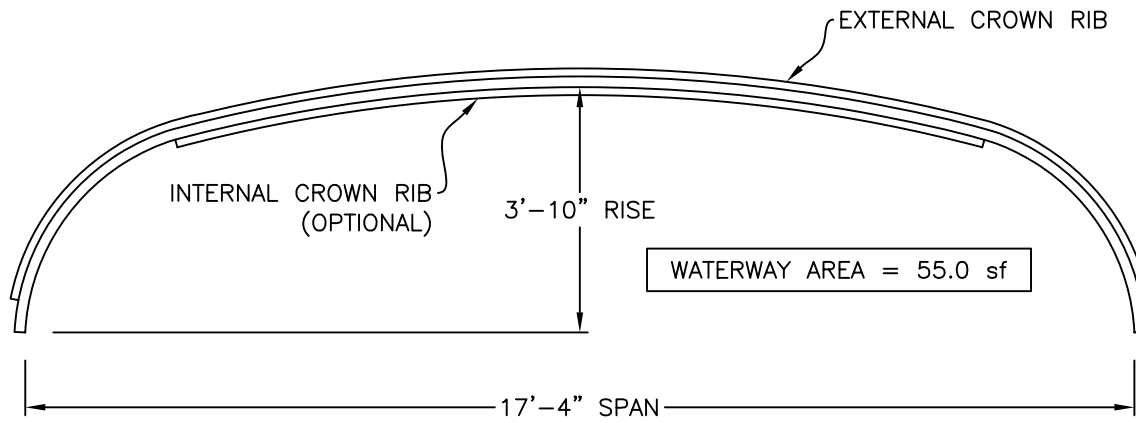
Page Number: 1 OF 1

Date Drawn: 5/1/08

Drawn By: JCH

NOTES:

1. DIMENSIONS ARE SHOWN TO THE INSIDE OF THE CORRUGATION CRESTS.
2. DIMENSIONS ARE SUBJECT TO MANUFACTURING TOLERANCES.
3. PLATE LAYOUT WILL BE DETERMINED BY MANUFACTURER.
4. ALL REINFORCING PER MANUFACTURERS REQUIREMENTS.



LANE ENTERPRISES, INC.

STEEL STRUCTURAL PLATE

BOX CULVERT DETAIL

17'-4" x 3'-10"

Drawing Number: BC-S-17.33-2


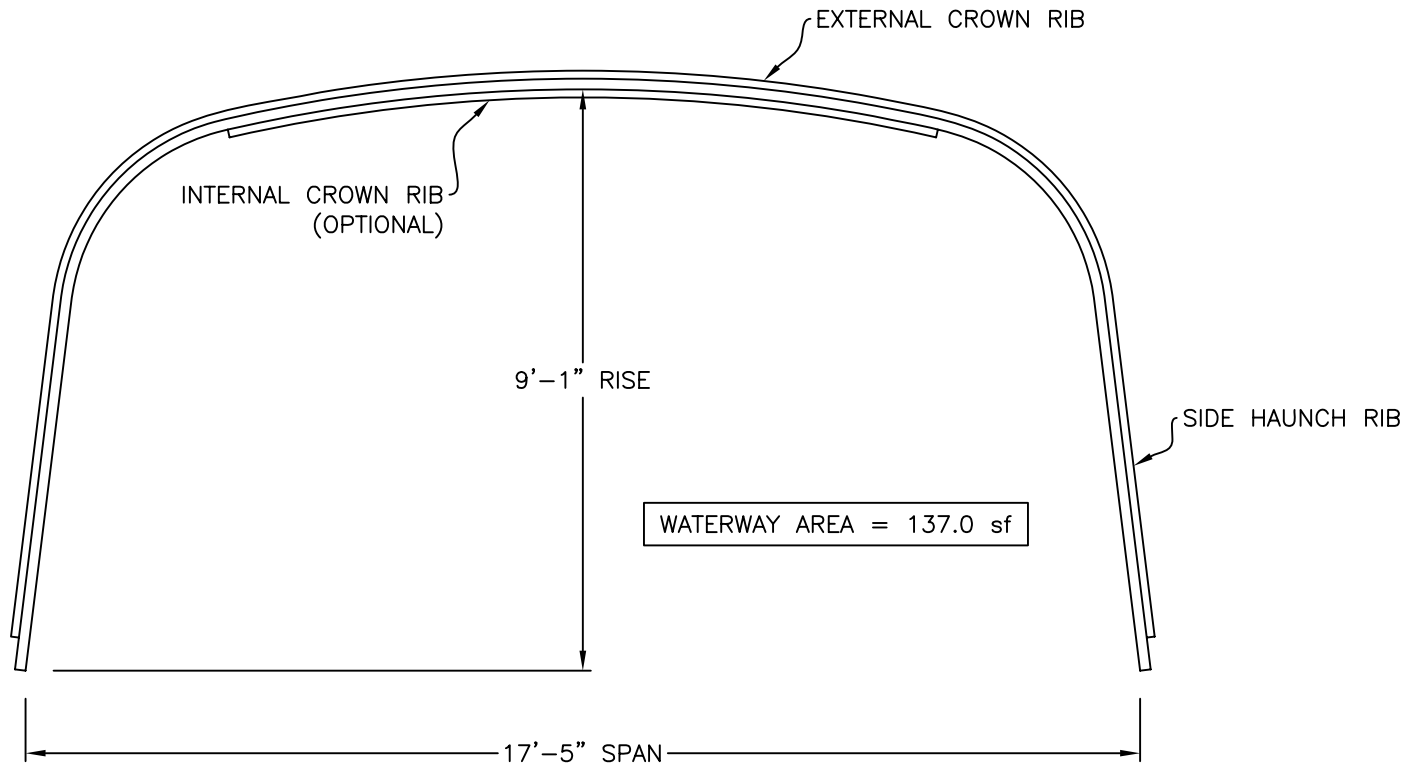
Page Number: 1 OF 1

Date Drawn: 5/1/08

Drawn By: JCH

NOTES:

1. DIMENSIONS ARE SHOWN TO THE INSIDE OF THE CORRUGATION CRESTS.
2. DIMENSIONS ARE SUBJECT TO MANUFACTURING TOLERANCES.
3. PLATE LAYOUT WILL BE DETERMINED BY MANUFACTURER.
4. ALL REINFORCING PER MANUFACTURERS REQUIREMENTS.



LANE ENTERPRISES, INC.

STEEL STRUCTURAL PLATE

BOX CULVERT DETAIL

17'-5" x 9'-1"

Drawing Number: BC-S-17.42


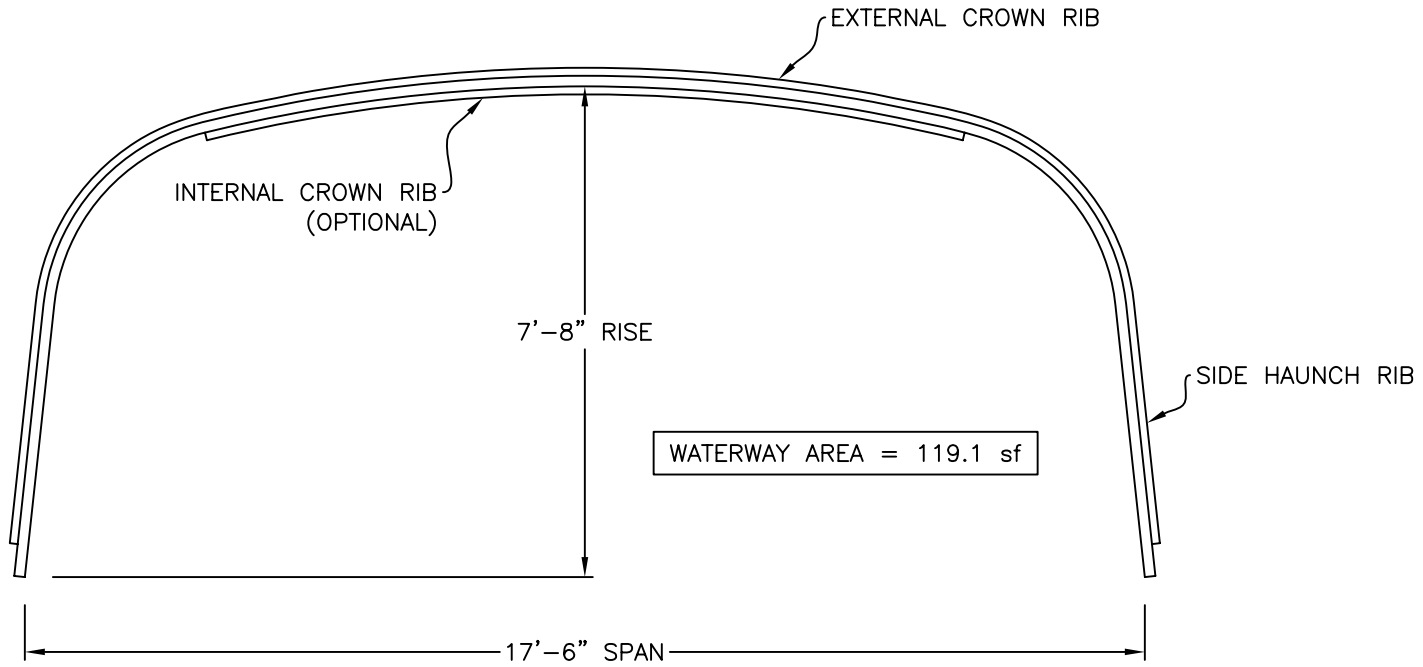
Page Number: 1 OF 1

Date Drawn: 5/1/08

Drawn By: JCH

NOTES:

1. DIMENSIONS ARE SHOWN TO THE INSIDE OF THE CORRUGATION CRESTS.
2. DIMENSIONS ARE SUBJECT TO MANUFACTURING TOLERANCES.
3. PLATE LAYOUT WILL BE DETERMINED BY MANUFACTURER.
4. ALL REINFORCING PER MANUFACTURERS REQUIREMENTS.



LANE ENTERPRISES, INC.

STEEL STRUCTURAL PLATE

BOX CULVERT DETAIL

17'-6" x 7'-8"

Drawing Number: BC-S-17.50-1

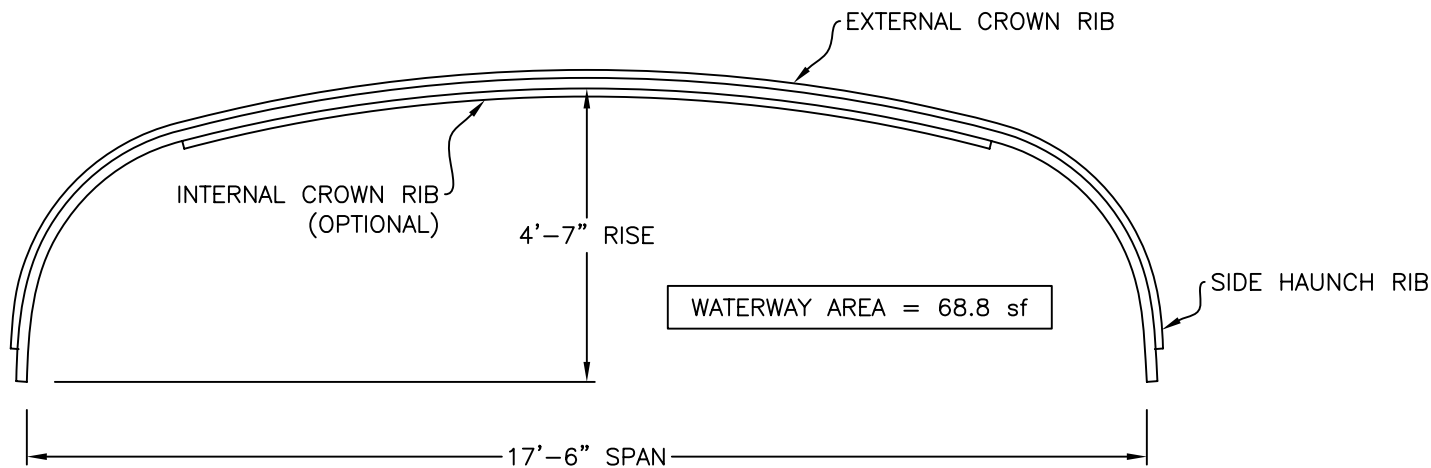

Page Number: 1 OF 1

Date Drawn: 5/1/08

Drawn By: JCH

NOTES:

1. DIMENSIONS ARE SHOWN TO THE INSIDE OF THE CORRUGATION CRESTS.
2. DIMENSIONS ARE SUBJECT TO MANUFACTURING TOLERANCES.
3. PLATE LAYOUT WILL BE DETERMINED BY MANUFACTURER.
4. ALL REINFORCING PER MANUFACTURERS REQUIREMENTS.



LANE ENTERPRISES, INC.

STEEL STRUCTURAL PLATE

BOX CULVERT DETAIL

17'-6" x 4'-7"

Drawing Number: BC-S-17.50-2

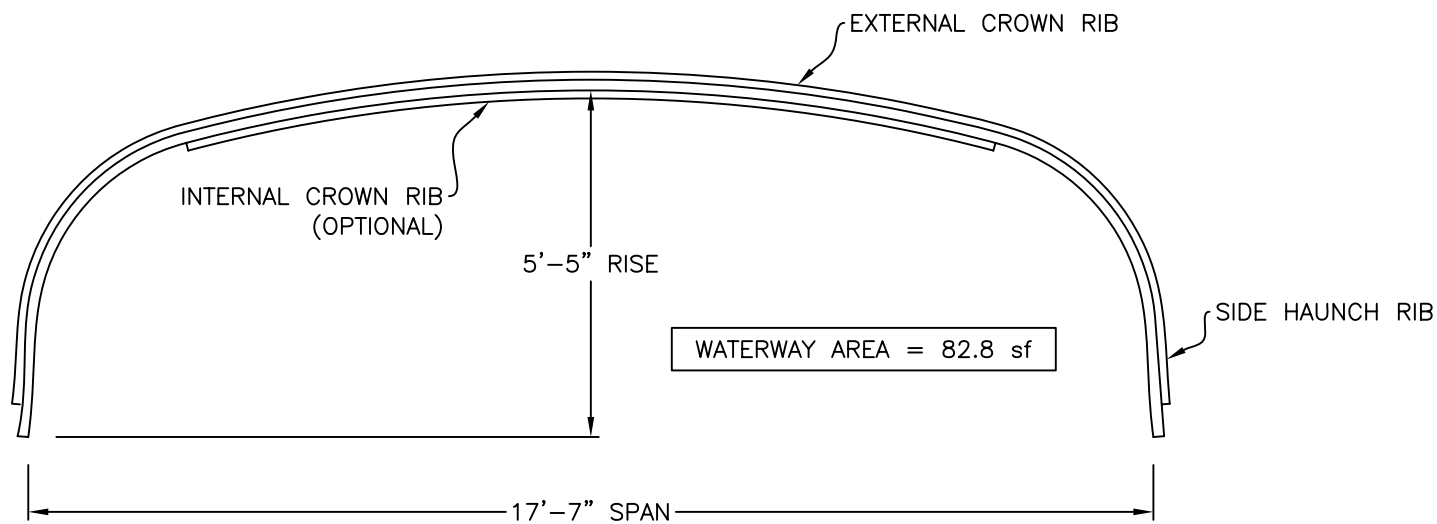

Page Number: 1 OF 1

Date Drawn: 5/1/08

Drawn By: JCH

NOTES:

1. DIMENSIONS ARE SHOWN TO THE INSIDE OF THE CORRUGATION CRESTS.
2. DIMENSIONS ARE SUBJECT TO MANUFACTURING TOLERANCES.
3. PLATE LAYOUT WILL BE DETERMINED BY MANUFACTURER.
4. ALL REINFORCING PER MANUFACTURERS REQUIREMENTS.



LANE ENTERPRISES, INC.

STEEL STRUCTURAL PLATE

BOX CULVERT DETAIL

17'-7" x 5'-5"

Drawing Number: BC-S-17.58


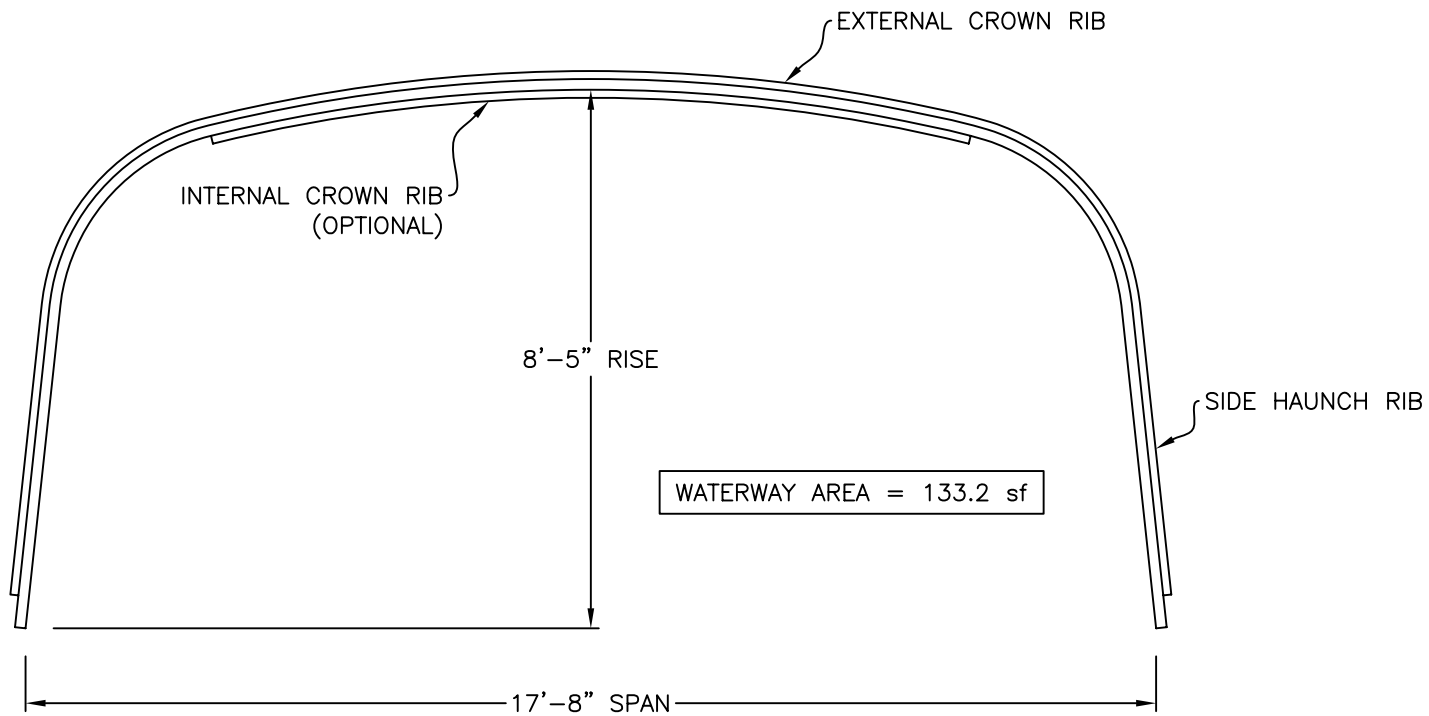
Page Number: 1 OF 1

Date Drawn: 5/1/08

Drawn By: JCH

NOTES:

1. DIMENSIONS ARE SHOWN TO THE INSIDE OF THE CORRUGATION CRESTS.
2. DIMENSIONS ARE SUBJECT TO MANUFACTURING TOLERANCES.
3. PLATE LAYOUT WILL BE DETERMINED BY MANUFACTURER.
4. ALL REINFORCING PER MANUFACTURERS REQUIREMENTS.



LANE ENTERPRISES, INC.

STEEL STRUCTURAL PLATE

BOX CULVERT DETAIL

17'-8" x 8'-5"

Drawing Number: BC-S-17.67

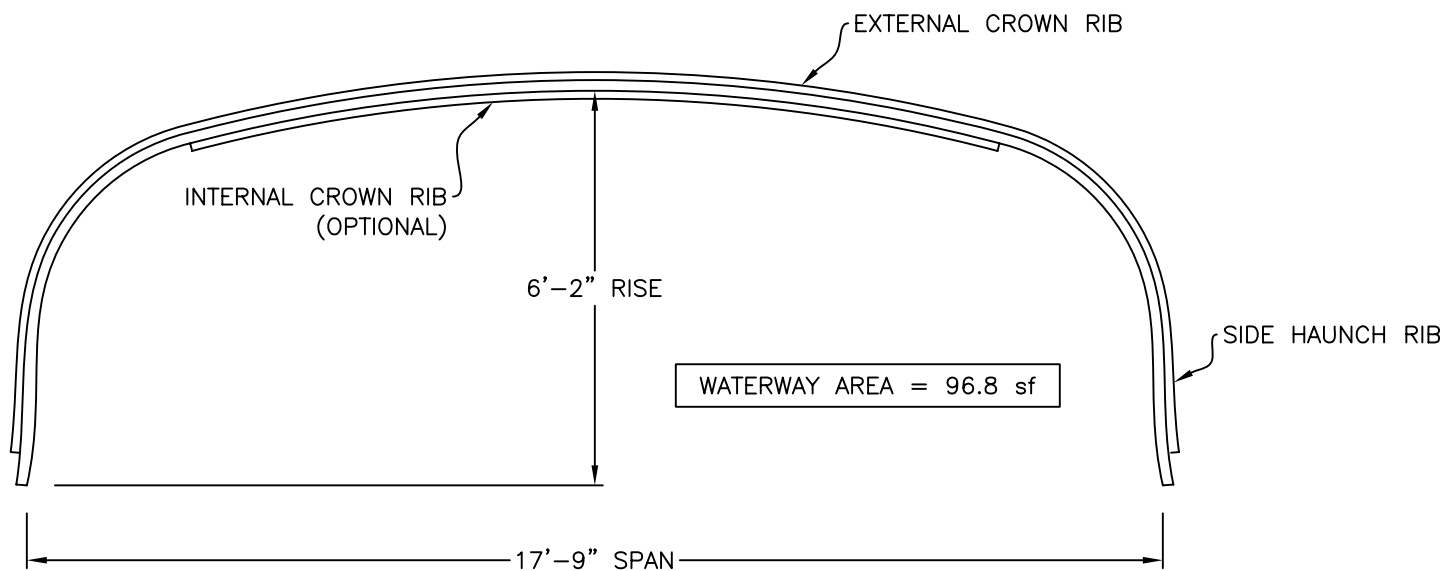

Page Number: 1 OF 1

Date Drawn: 5/1/08

Drawn By: JCH

NOTES:

1. DIMENSIONS ARE SHOWN TO THE INSIDE OF THE CORRUGATION CRESTS.
2. DIMENSIONS ARE SUBJECT TO MANUFACTURING TOLERANCES.
3. PLATE LAYOUT WILL BE DETERMINED BY MANUFACTURER.
4. ALL REINFORCING PER MANUFACTURERS REQUIREMENTS.



LANE ENTERPRISES, INC.

STEEL STRUCTURAL PLATE

BOX CULVERT DETAIL

17'-9" x 6'-2"

Drawing Number: BC-S-17.75


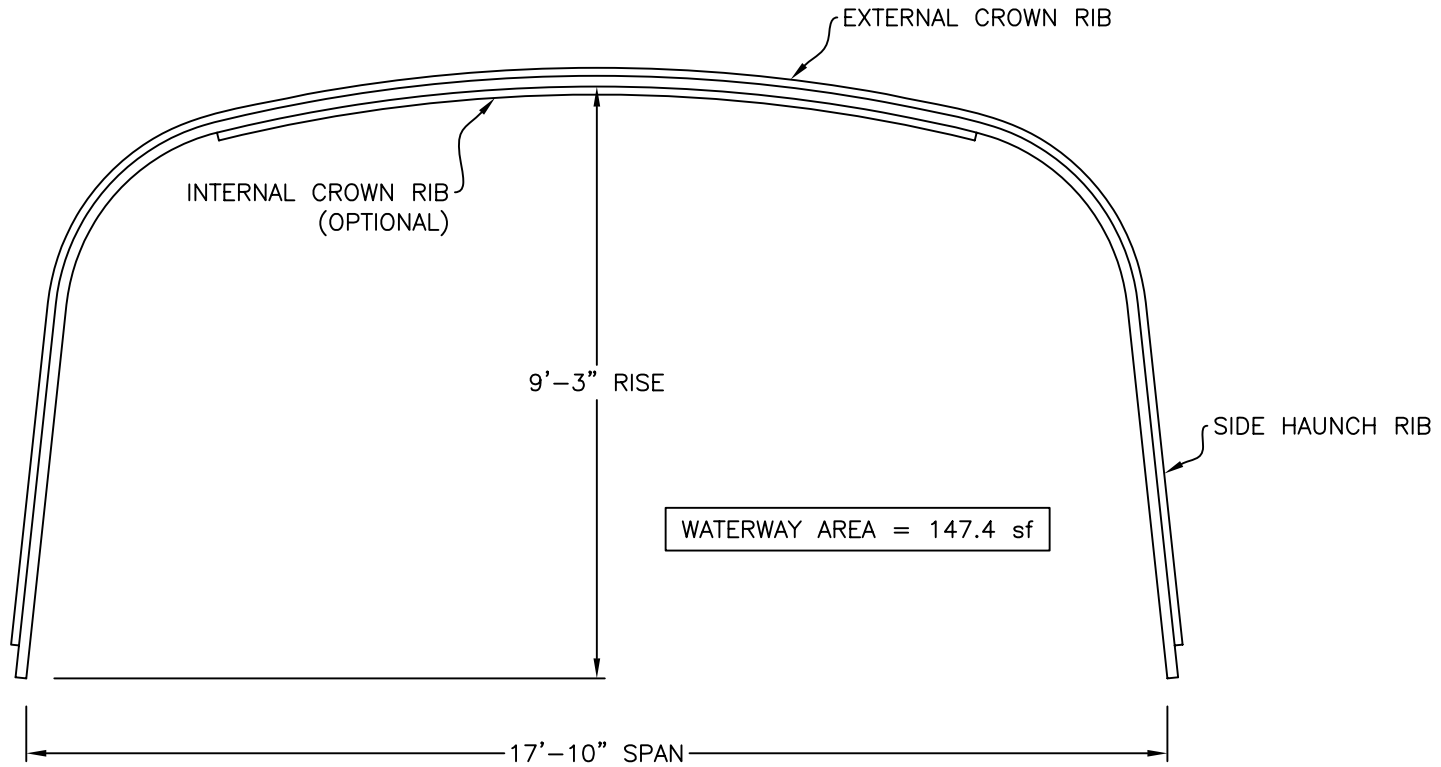
Page Number: 1 OF 1

Date Drawn: 5/1/08

Drawn By: JCH

NOTES:

1. DIMENSIONS ARE SHOWN TO THE INSIDE OF THE CORRUGATION CRESTS.
2. DIMENSIONS ARE SUBJECT TO MANUFACTURING TOLERANCES.
3. PLATE LAYOUT WILL BE DETERMINED BY MANUFACTURER.
4. ALL REINFORCING PER MANUFACTURERS REQUIREMENTS.



LANE ENTERPRISES, INC.

STEEL STRUCTURAL PLATE

BOX CULVERT DETAIL

17'-10" x 9'-3"

Drawing Number: BC-S-17.83


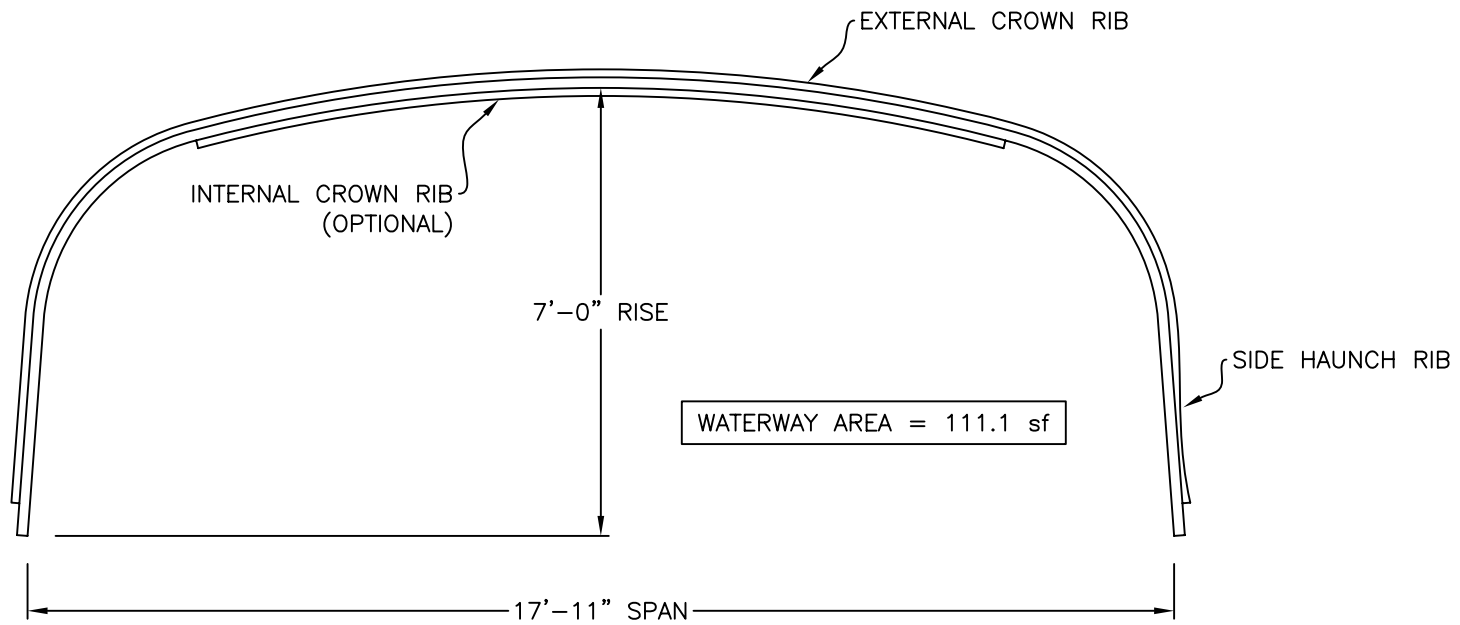
Page Number: 1 OF 1

Date Drawn: 5/1/08

Drawn By: JCH

NOTES:

1. DIMENSIONS ARE SHOWN TO THE INSIDE OF THE CORRUGATION CRESTS.
2. DIMENSIONS ARE SUBJECT TO MANUFACTURING TOLERANCES.
3. PLATE LAYOUT WILL BE DETERMINED BY MANUFACTURER.
4. ALL REINFORCING PER MANUFACTURERS REQUIREMENTS.



LANE ENTERPRISES, INC.

STEEL STRUCTURAL PLATE

BOX CULVERT DETAIL

17'-11" x 7'-0"

Drawing Number: BC-S-17.92


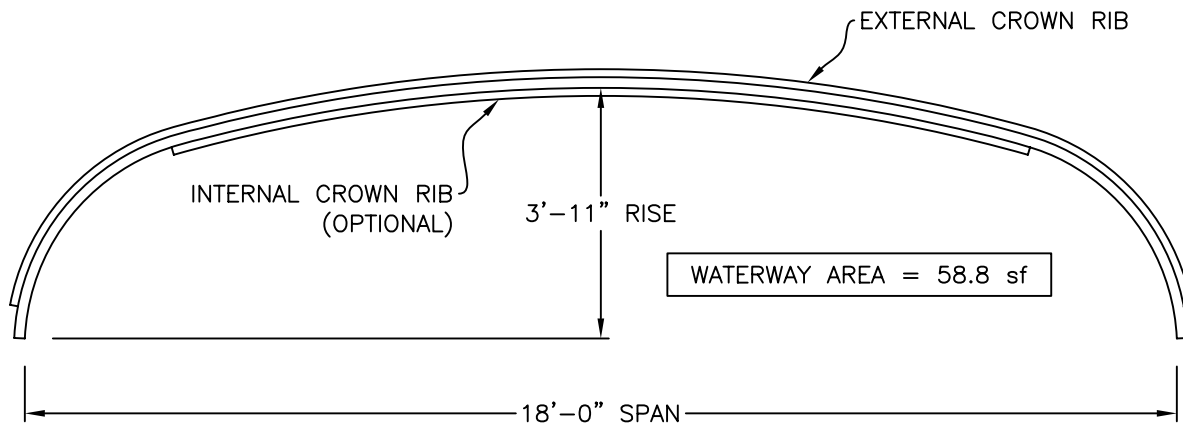
Page Number: 1 OF 1

Date Drawn: 5/1/08

Drawn By: JCH

NOTES:

1. DIMENSIONS ARE SHOWN TO THE INSIDE OF THE CORRUGATION CRESTS.
2. DIMENSIONS ARE SUBJECT TO MANUFACTURING TOLERANCES.
3. PLATE LAYOUT WILL BE DETERMINED BY MANUFACTURER.
4. ALL REINFORCING PER MANUFACTURERS REQUIREMENTS.



LANE ENTERPRISES, INC.

STEEL STRUCTURAL PLATE

BOX CULVERT DETAIL

18'-0" x 3'-11"

Drawing Number: BC-S-18.00


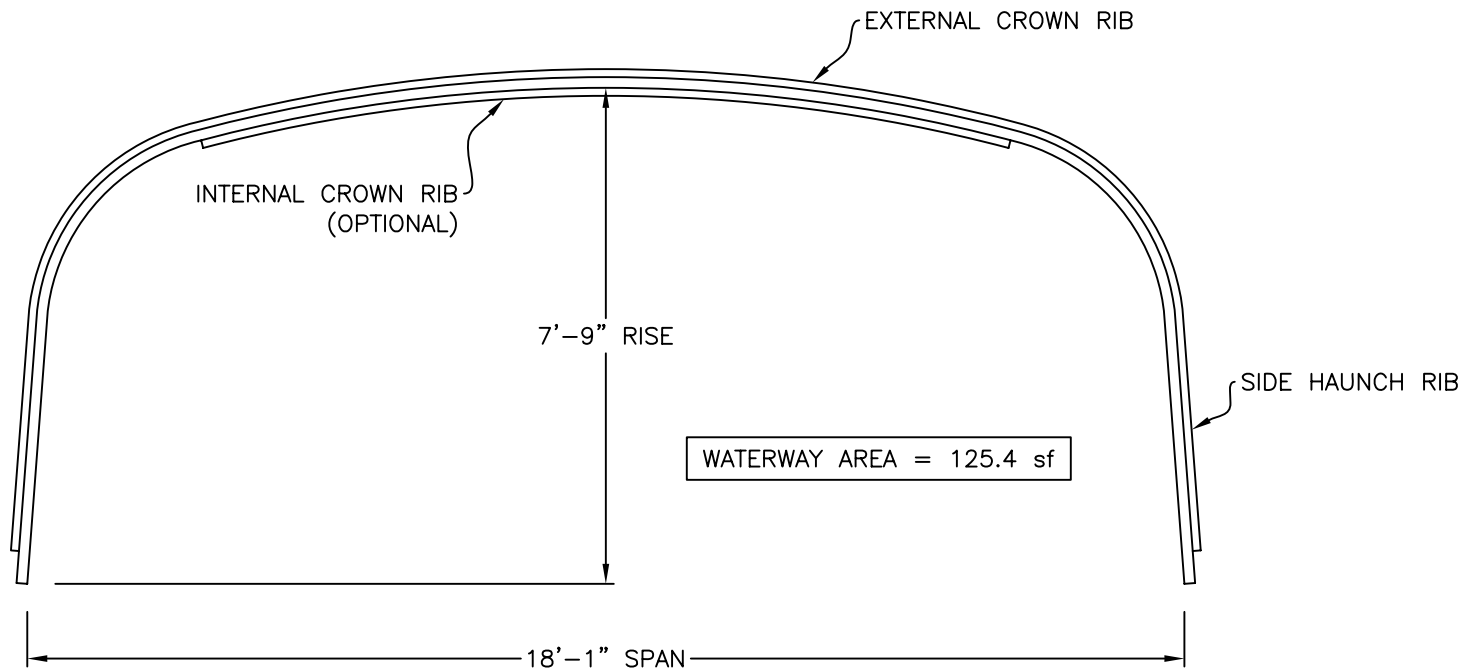
Page Number: 1 OF 1

Date Drawn: 5/1/08

Drawn By: JCH

NOTES:

1. DIMENSIONS ARE SHOWN TO THE INSIDE OF THE CORRUGATION CRESTS.
2. DIMENSIONS ARE SUBJECT TO MANUFACTURING TOLERANCES.
3. PLATE LAYOUT WILL BE DETERMINED BY MANUFACTURER.
4. ALL REINFORCING PER MANUFACTURERS REQUIREMENTS.



LANE ENTERPRISES, INC.

STEEL STRUCTURAL PLATE

BOX CULVERT DETAIL

18'-1" x 7'-9"

Drawing Number: BC-S-18.08-1


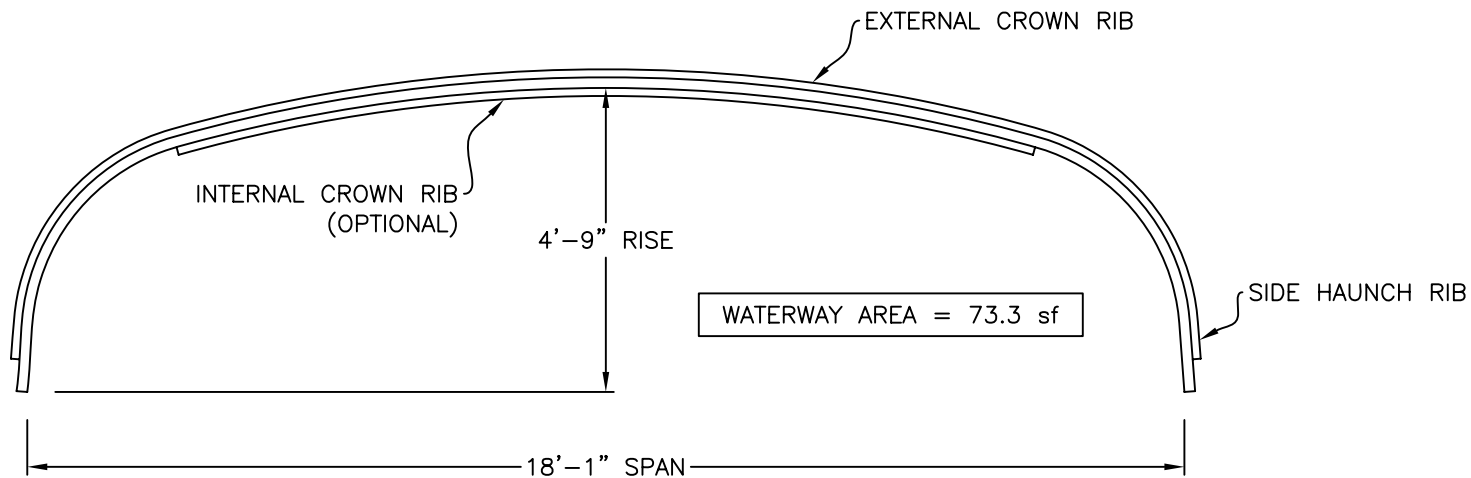
Page Number: 1 OF 1

Date Drawn: 5/1/08

Drawn By: JCH

NOTES:

1. DIMENSIONS ARE SHOWN TO THE INSIDE OF THE CORRUGATION CRESTS.
2. DIMENSIONS ARE SUBJECT TO MANUFACTURING TOLERANCES.
3. PLATE LAYOUT WILL BE DETERMINED BY MANUFACTURER.
4. ALL REINFORCING PER MANUFACTURERS REQUIREMENTS.



LANE ENTERPRISES, INC.

STEEL STRUCTURAL PLATE

BOX CULVERT DETAIL

18'-1" x 4'-9"

Drawing Number: BC-S-18.08-2


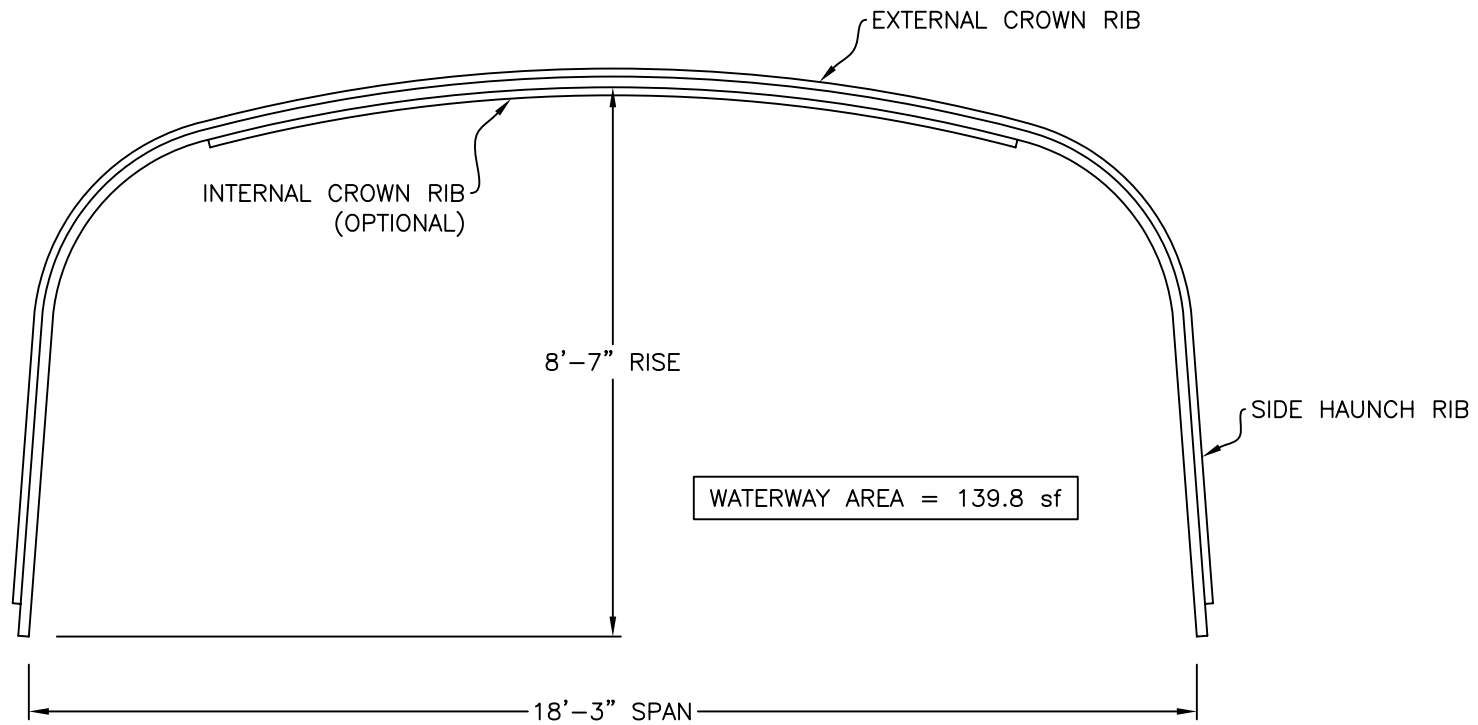
Page Number: 1 OF 1

Date Drawn: 5/1/08

Drawn By: JCH

NOTES:

1. DIMENSIONS ARE SHOWN TO THE INSIDE OF THE CORRUGATION CRESTS.
2. DIMENSIONS ARE SUBJECT TO MANUFACTURING TOLERANCES.
3. PLATE LAYOUT WILL BE DETERMINED BY MANUFACTURER.
4. ALL REINFORCING PER MANUFACTURERS REQUIREMENTS.



LANE ENTERPRISES, INC.

STEEL STRUCTURAL PLATE

BOX CULVERT DETAIL

18'-3" x 8'-7"

Drawing Number: BC-S-18.25-1


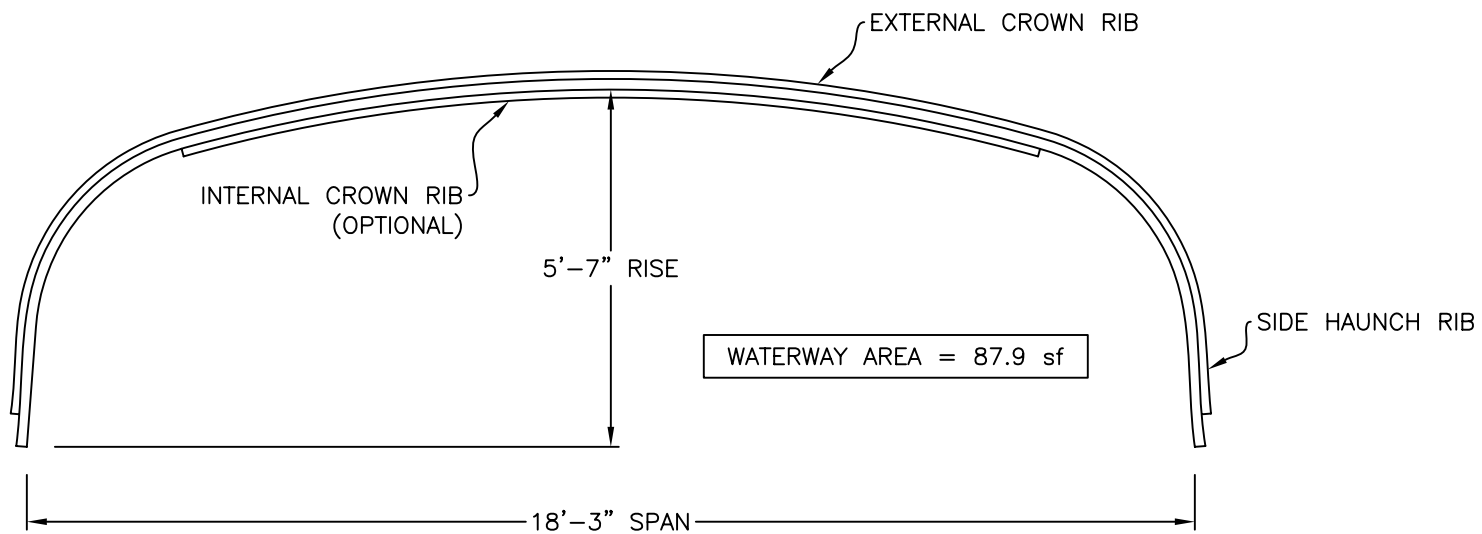
Page Number: 1 OF 1

Date Drawn: 5/1/08

Drawn By: JCH

NOTES:

1. DIMENSIONS ARE SHOWN TO THE INSIDE OF THE CORRUGATION CRESTS.
2. DIMENSIONS ARE SUBJECT TO MANUFACTURING TOLERANCES.
3. PLATE LAYOUT WILL BE DETERMINED BY MANUFACTURER.
4. ALL REINFORCING PER MANUFACTURERS REQUIREMENTS.



LANE ENTERPRISES, INC.

STEEL STRUCTURAL PLATE

BOX CULVERT DETAIL

18'-3" x 5'-7"

Drawing Number: BC-S-18.25-2


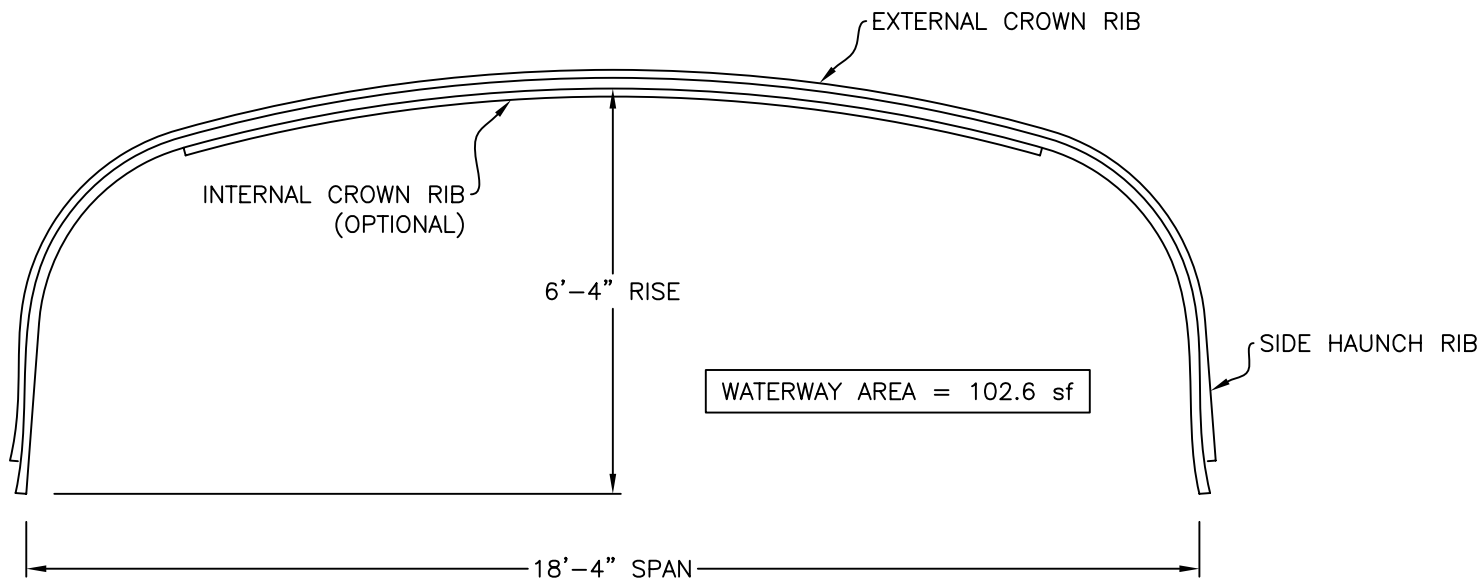
Page Number: 1 OF 1

Date Drawn: 5/1/08

Drawn By: JCH

NOTES:

1. DIMENSIONS ARE SHOWN TO THE INSIDE OF THE CORRUGATION CRESTS.
2. DIMENSIONS ARE SUBJECT TO MANUFACTURING TOLERANCES.
3. PLATE LAYOUT WILL BE DETERMINED BY MANUFACTURER.
4. ALL REINFORCING PER MANUFACTURERS REQUIREMENTS.



LANE ENTERPRISES, INC.

STEEL STRUCTURAL PLATE

BOX CULVERT DETAIL

18'-4" x 6'-4"

Drawing Number: BC-S-18.33


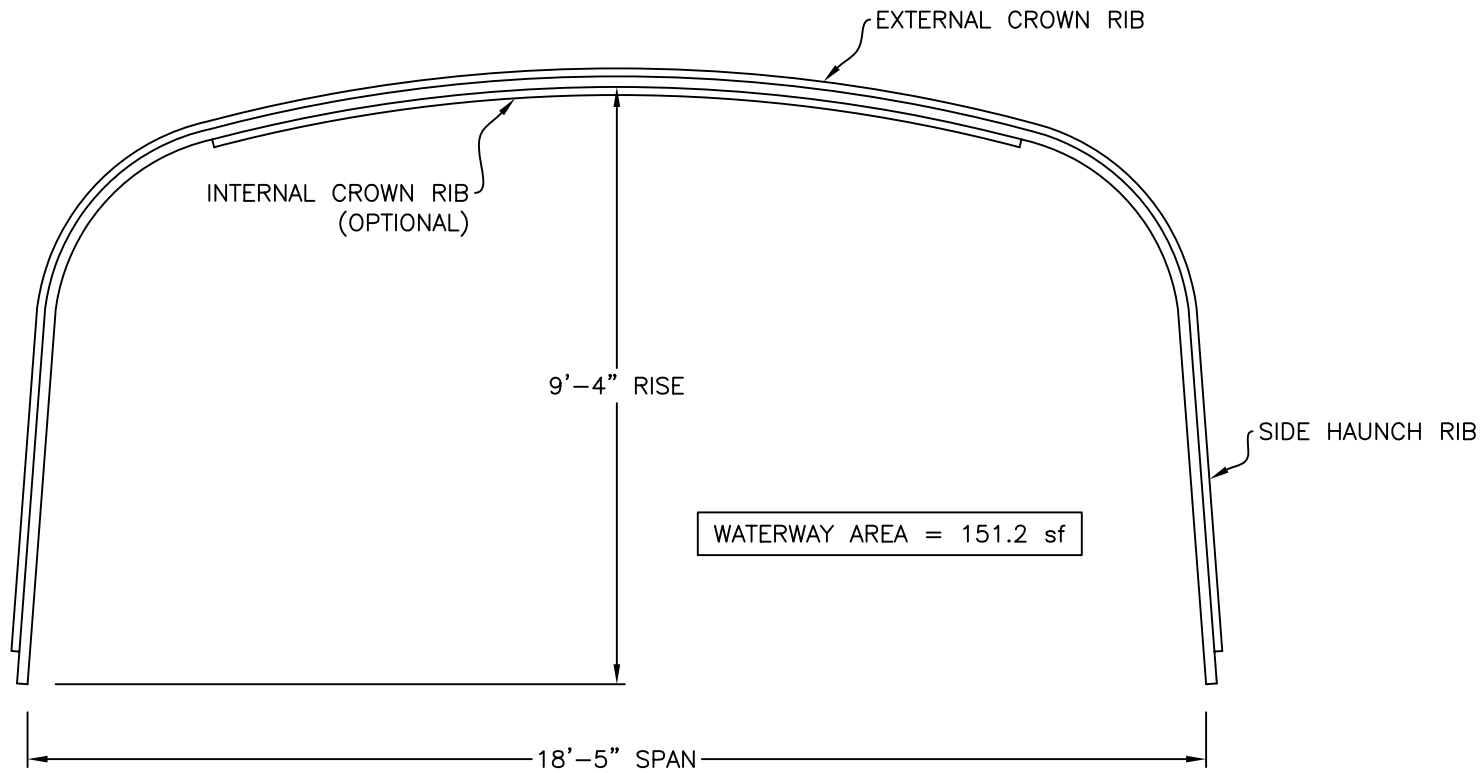
Page Number: 1 OF 1

Date Drawn: 5/1/08

Drawn By: JCH

NOTES:

1. DIMENSIONS ARE SHOWN TO THE INSIDE OF THE CORRUGATION CRESTS.
2. DIMENSIONS ARE SUBJECT TO MANUFACTURING TOLERANCES.
3. PLATE LAYOUT WILL BE DETERMINED BY MANUFACTURER.
4. ALL REINFORCING PER MANUFACTURERS REQUIREMENTS.



LANE ENTERPRISES, INC.

STEEL STRUCTURAL PLATE

BOX CULVERT DETAIL

18'-5" x 9'-4"

Drawing Number: BC-S-18.42


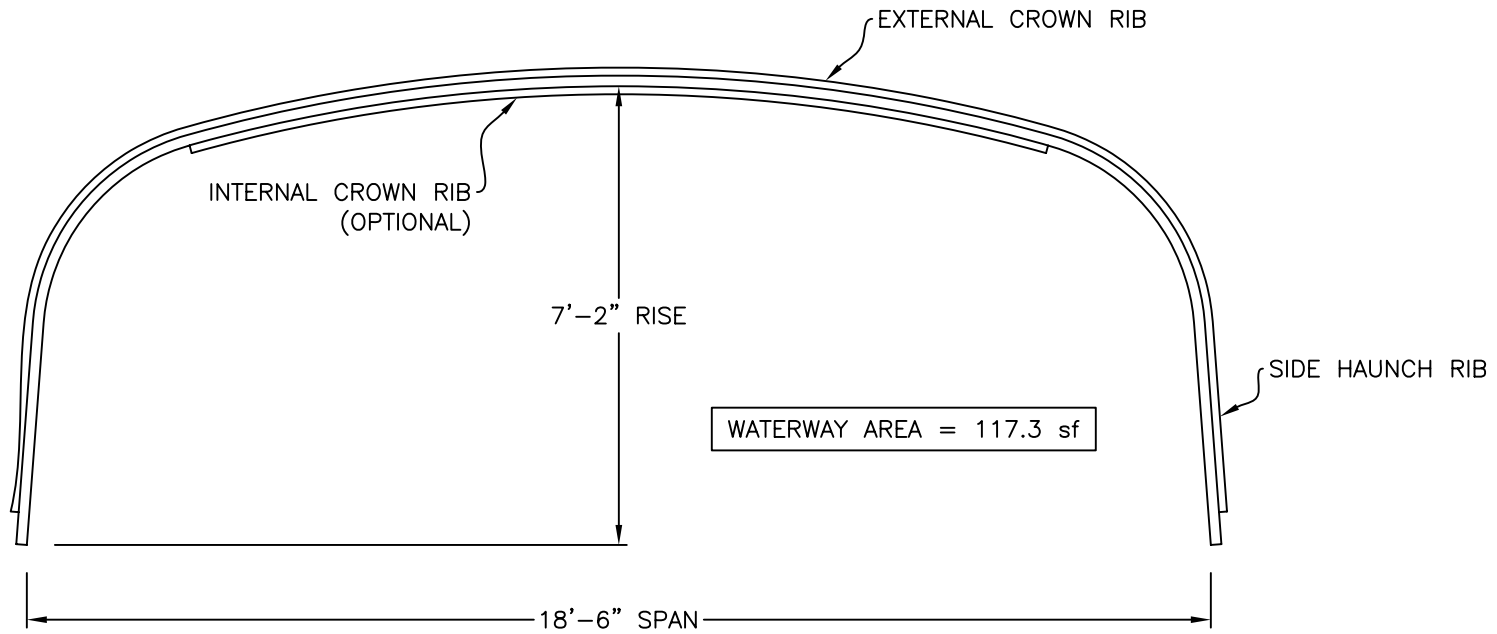
Page Number: 1 OF 1

Date Drawn: 5/1/08

Drawn By: JCH

NOTES:

1. DIMENSIONS ARE SHOWN TO THE INSIDE OF THE CORRUGATION CRESTS.
2. DIMENSIONS ARE SUBJECT TO MANUFACTURING TOLERANCES.
3. PLATE LAYOUT WILL BE DETERMINED BY MANUFACTURER.
4. ALL REINFORCING PER MANUFACTURERS REQUIREMENTS.



LANE ENTERPRISES, INC.

STEEL STRUCTURAL PLATE

BOX CULVERT DETAIL

18'-6" x 7'-2"

Drawing Number: BC-S-18.50


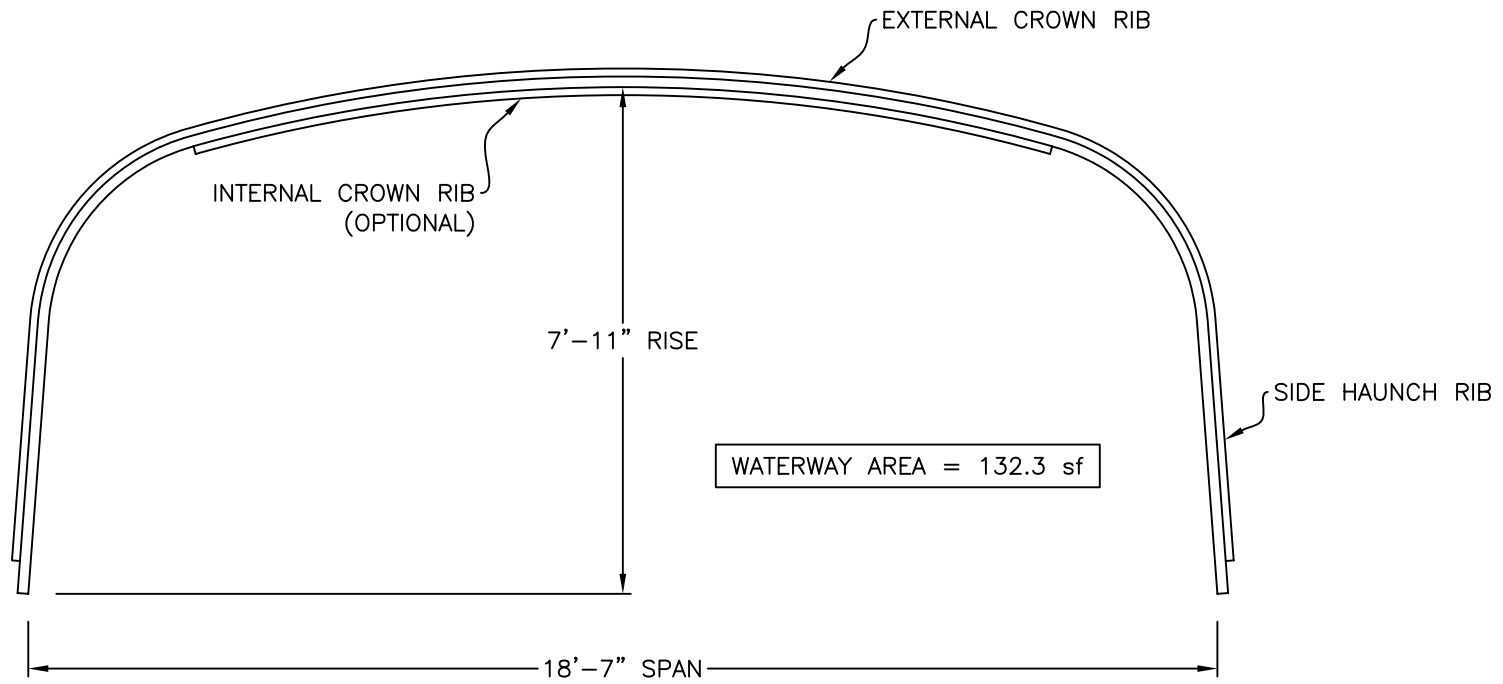
Page Number: 1 OF 1

Date Drawn: 5/1/08

Drawn By: JCH

NOTES:

1. DIMENSIONS ARE SHOWN TO THE INSIDE OF THE CORRUGATION CRESTS.
2. DIMENSIONS ARE SUBJECT TO MANUFACTURING TOLERANCES.
3. PLATE LAYOUT WILL BE DETERMINED BY MANUFACTURER.
4. ALL REINFORCING PER MANUFACTURERS REQUIREMENTS.



LANE ENTERPRISES, INC.

STEEL STRUCTURAL PLATE

BOX CULVERT DETAIL

18'-7" x 7'-11"

Drawing Number: BC-S-18.58

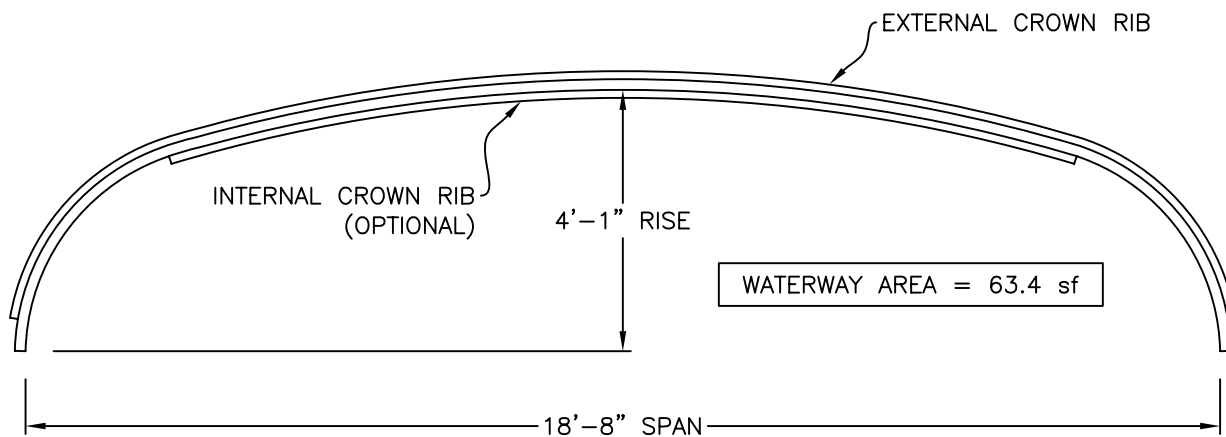

Page Number: 1 OF 1

Date Drawn: 5/1/08

Drawn By: JCH

NOTES:

1. DIMENSIONS ARE SHOWN TO THE INSIDE OF THE CORRUGATION CRESTS.
2. DIMENSIONS ARE SUBJECT TO MANUFACTURING TOLERANCES.
3. PLATE LAYOUT WILL BE DETERMINED BY MANUFACTURER.
4. ALL REINFORCING PER MANUFACTURERS REQUIREMENTS.



LANE ENTERPRISES, INC.

STEEL STRUCTURAL PLATE

BOX CULVERT DETAIL

18'-8" x 4'-1"

Drawing Number: BC-S-18.67

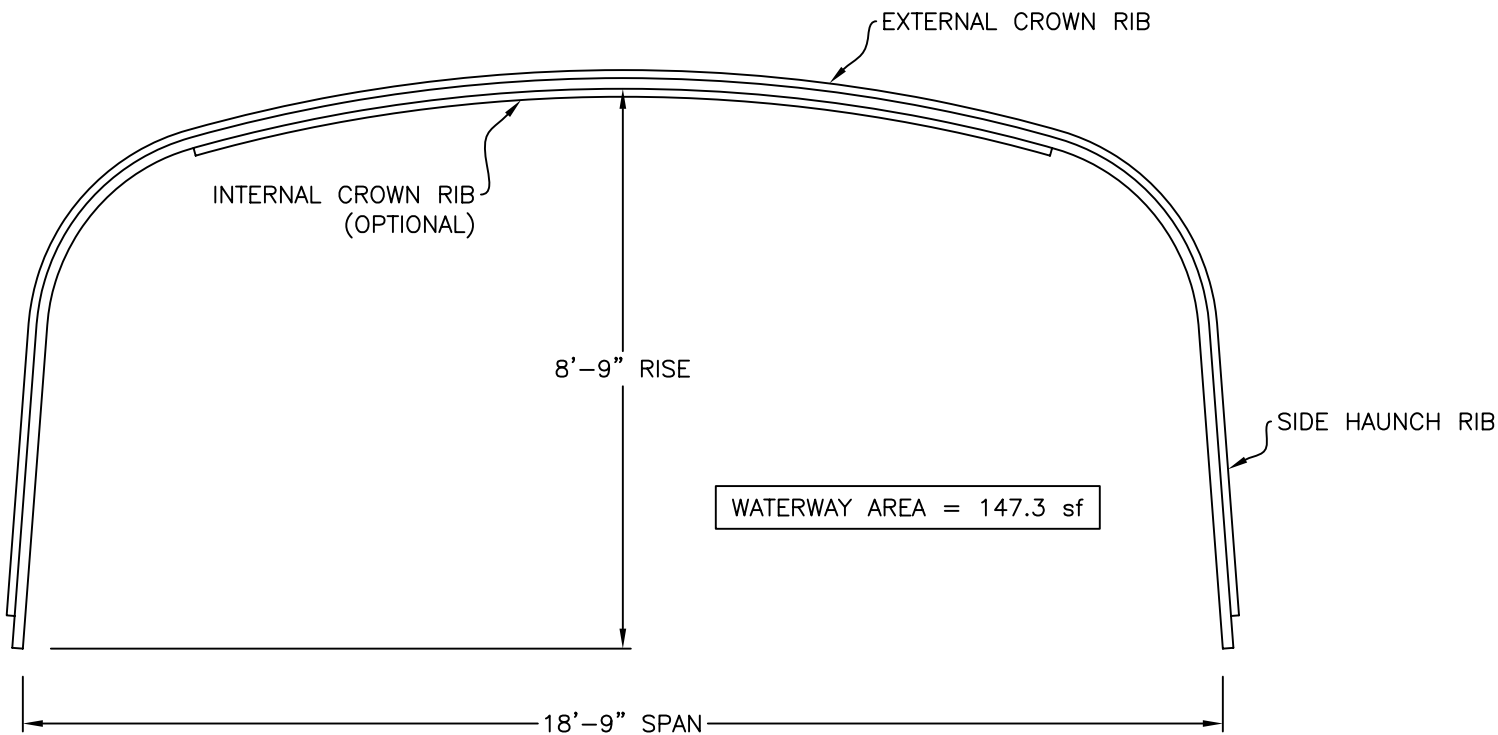

Page Number: 1 OF 1

Date Drawn: 5/1/08

Drawn By: JCH

NOTES:

1. DIMENSIONS ARE SHOWN TO THE INSIDE OF THE CORRUGATION CRESTS.
2. DIMENSIONS ARE SUBJECT TO MANUFACTURING TOLERANCES.
3. PLATE LAYOUT WILL BE DETERMINED BY MANUFACTURER.
4. ALL REINFORCING PER MANUFACTURERS REQUIREMENTS.



LANE ENTERPRISES, INC.

STEEL STRUCTURAL PLATE

BOX CULVERT DETAIL

18'-9" x 8'-9"

Drawing Number: BC-S-18.75-1


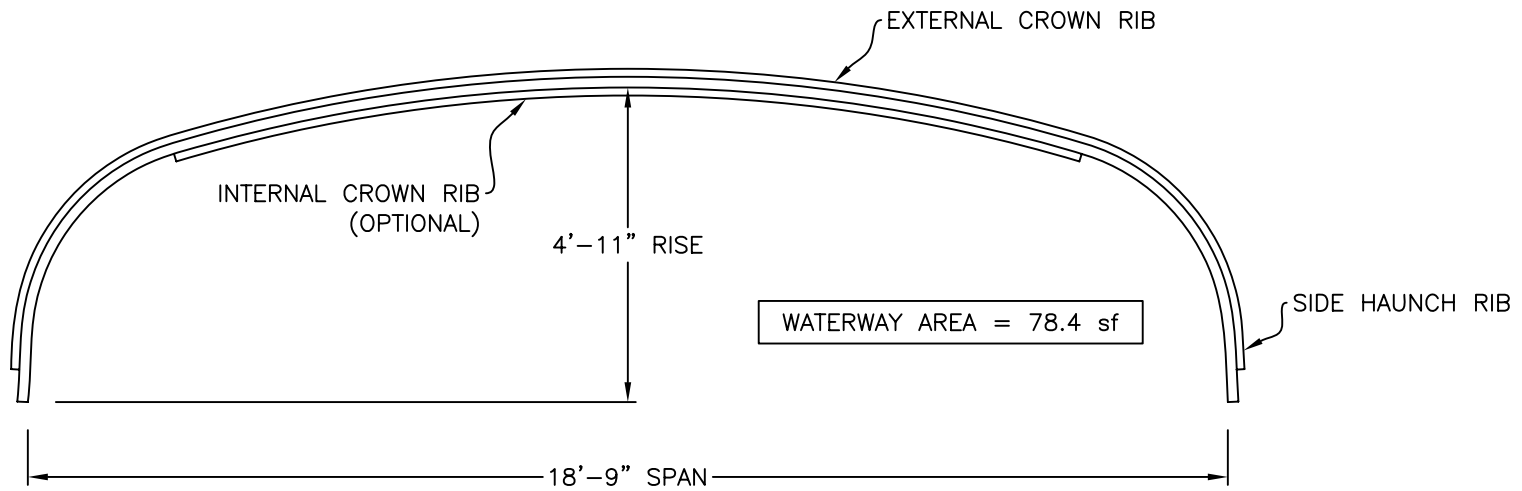
Page Number: 1 OF 1

Date Drawn: 5/1/08

Drawn By: JCH

NOTES:

1. DIMENSIONS ARE SHOWN TO THE INSIDE OF THE CORRUGATION CRESTS.
2. DIMENSIONS ARE SUBJECT TO MANUFACTURING TOLERANCES.
3. PLATE LAYOUT WILL BE DETERMINED BY MANUFACTURER.
4. ALL REINFORCING PER MANUFACTURERS REQUIREMENTS.



LANE ENTERPRISES, INC.

STEEL STRUCTURAL PLATE

BOX CULVERT DETAIL

18'-9" x 4'-11"

Drawing Number: BC-S-18.75-2


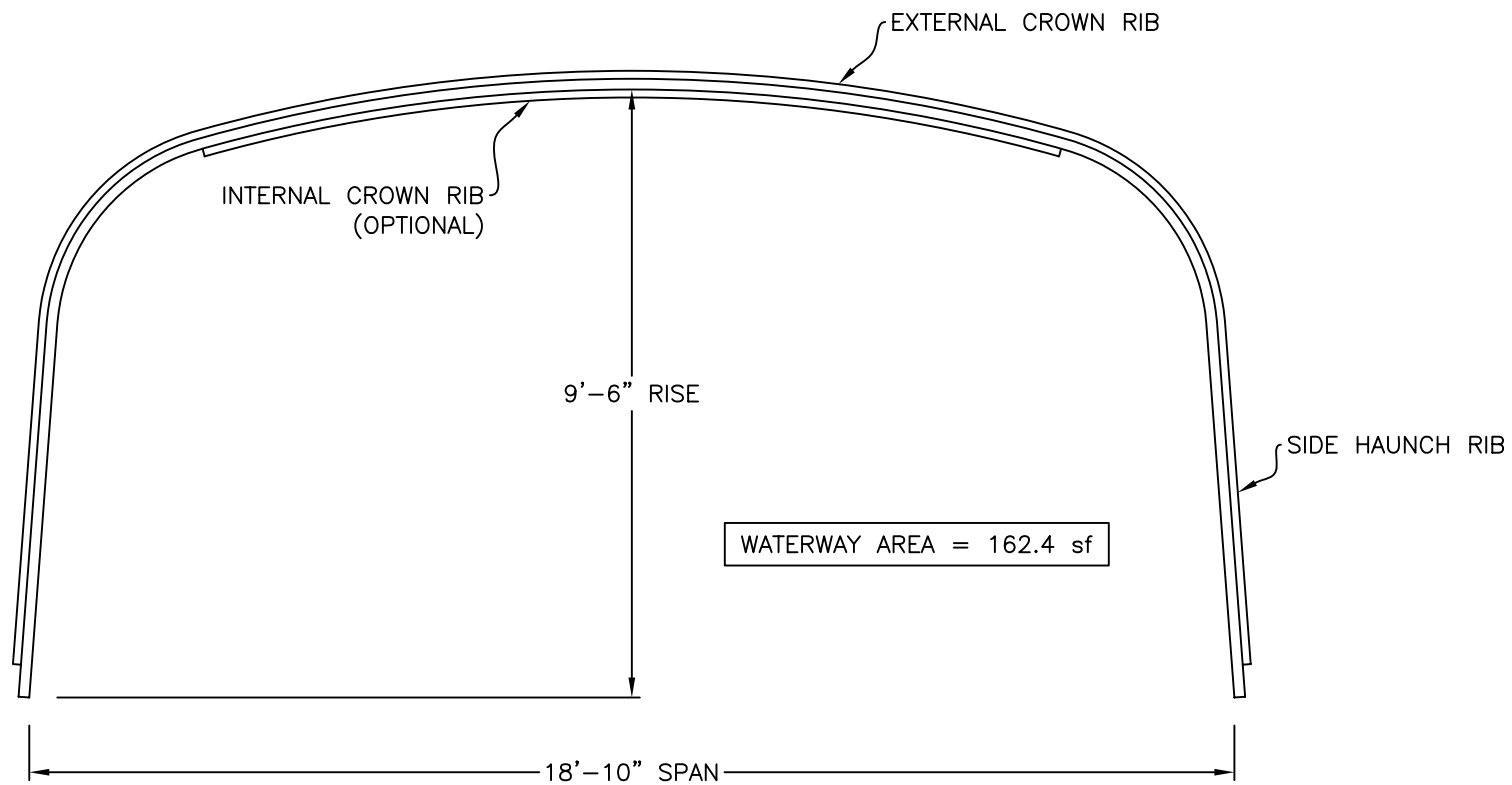
Page Number: 1 OF 1

Date Drawn: 5/1/08

Drawn By: JCH

NOTES:

1. DIMENSIONS ARE SHOWN TO THE INSIDE OF THE CORRUGATION CRESTS.
2. DIMENSIONS ARE SUBJECT TO MANUFACTURING TOLERANCES.
3. PLATE LAYOUT WILL BE DETERMINED BY MANUFACTURER.
4. ALL REINFORCING PER MANUFACTURERS REQUIREMENTS.



LANE ENTERPRISES, INC.

STEEL STRUCTURAL PLATE

BOX CULVERT DETAIL

18'-10" x 9'-6"

Drawing Number: BC-S-18.83-1


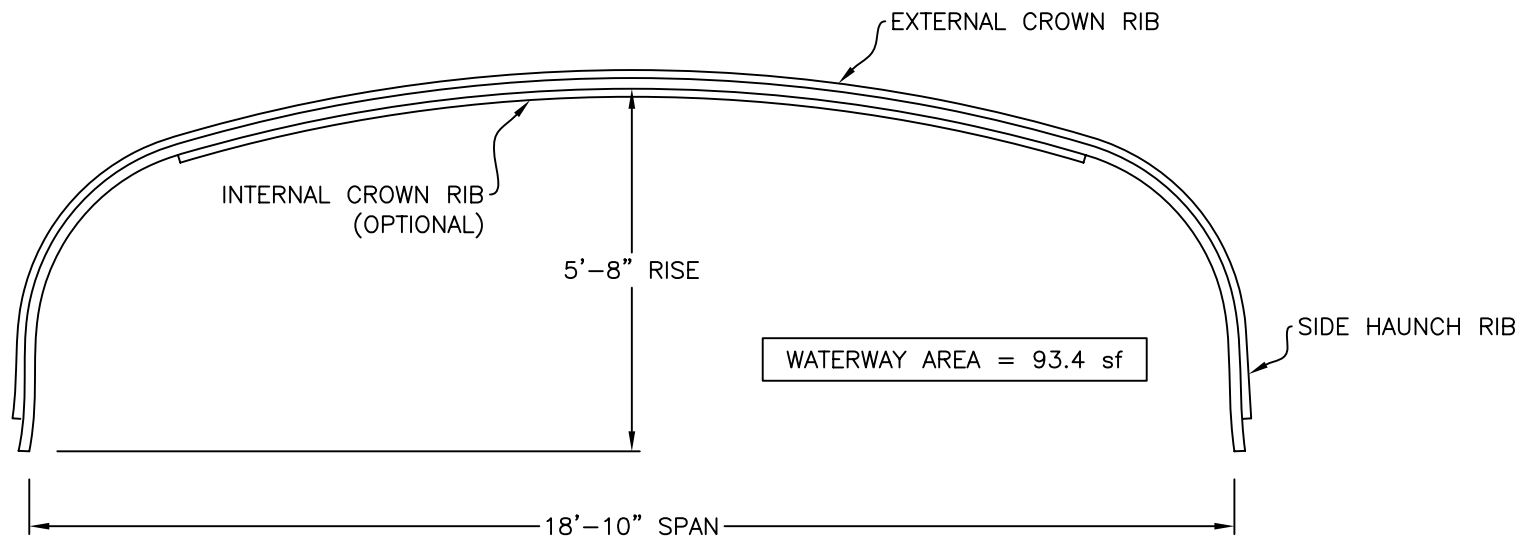
Page Number: 1 OF 1

Date Drawn: 5/1/08

Drawn By: JCH

NOTES:

1. DIMENSIONS ARE SHOWN TO THE INSIDE OF THE CORRUGATION CRESTS.
2. DIMENSIONS ARE SUBJECT TO MANUFACTURING TOLERANCES.
3. PLATE LAYOUT WILL BE DETERMINED BY MANUFACTURER.
4. ALL REINFORCING PER MANUFACTURERS REQUIREMENTS.



LANE ENTERPRISES, INC.

STEEL STRUCTURAL PLATE

BOX CULVERT DETAIL

18'-10" x 5'-8"

Drawing Number: BC-S-18.83-2


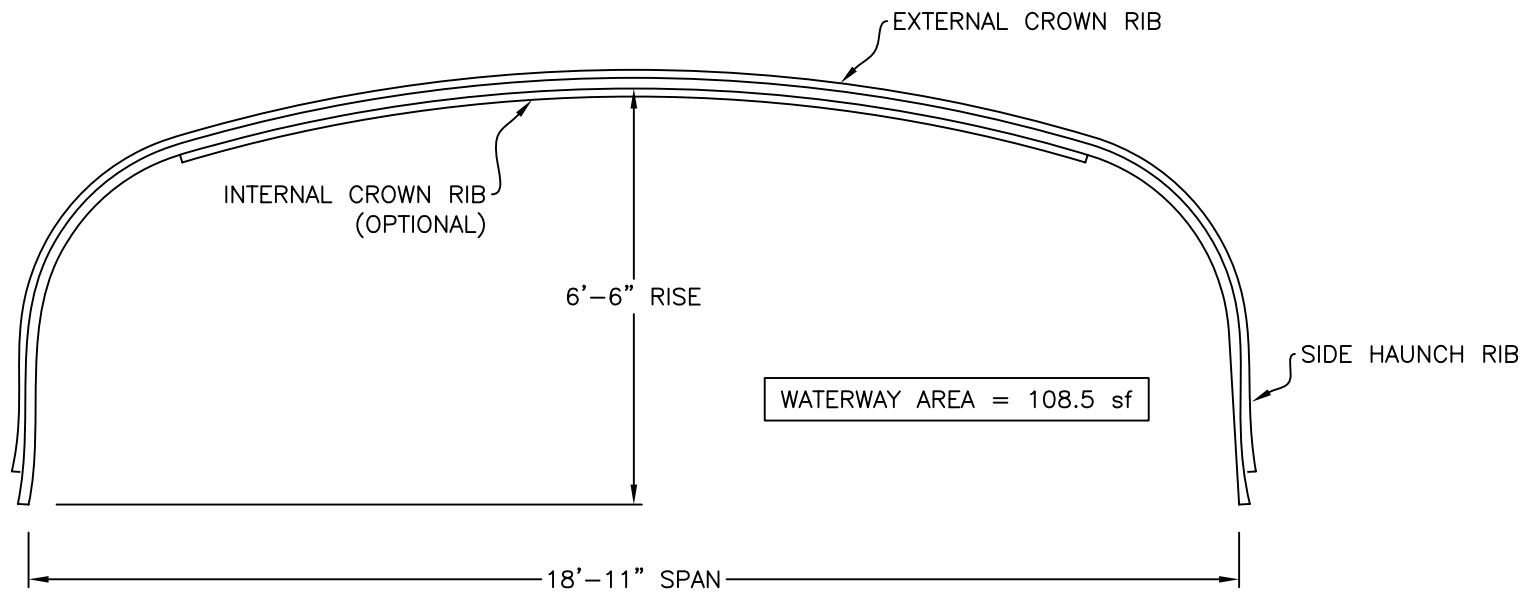
Page Number: 1 OF 1

Date Drawn: 5/1/08

Drawn By: JCH

NOTES:

1. DIMENSIONS ARE SHOWN TO THE INSIDE OF THE CORRUGATION CRESTS.
2. DIMENSIONS ARE SUBJECT TO MANUFACTURING TOLERANCES.
3. PLATE LAYOUT WILL BE DETERMINED BY MANUFACTURER.
4. ALL REINFORCING PER MANUFACTURERS REQUIREMENTS.



LANE ENTERPRISES, INC.

STEEL STRUCTURAL PLATE
BOX CULVERT DETAIL

18'-11" x 6'-6"

Drawing Number: BC-S-18.92


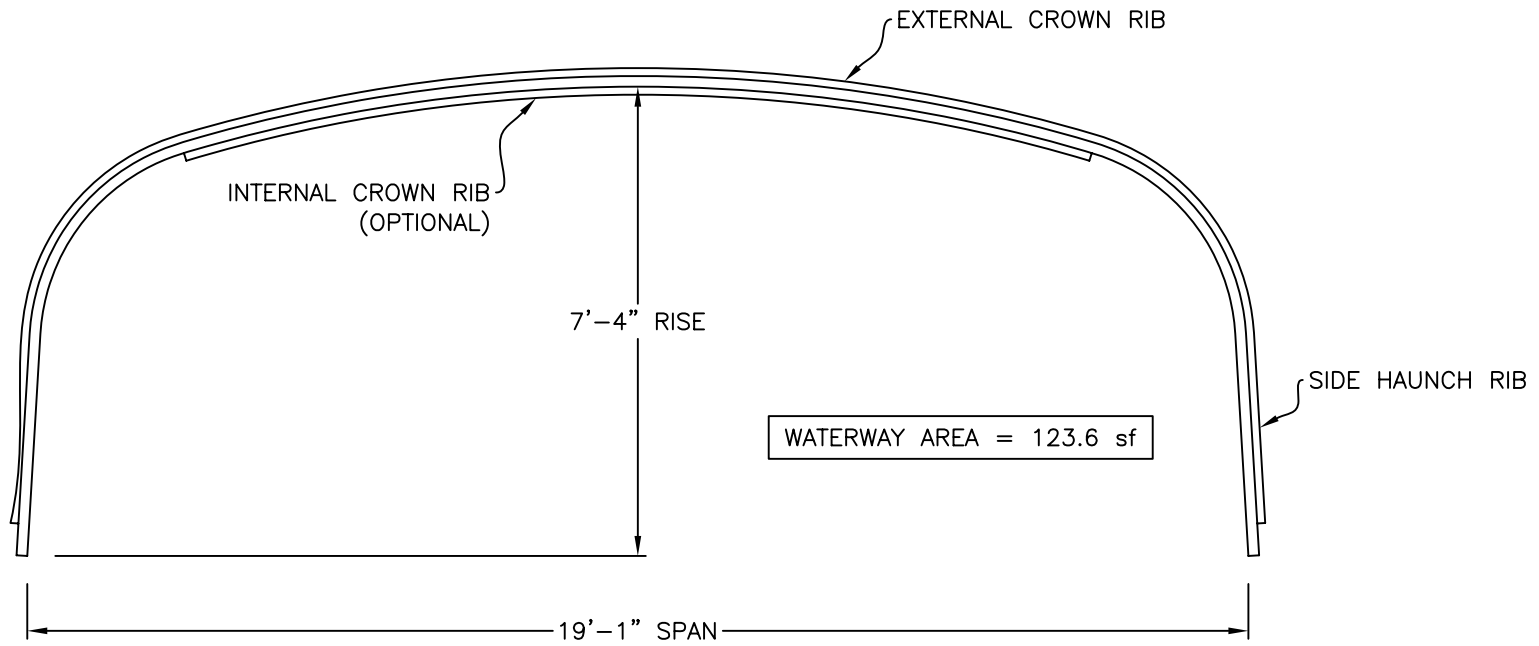
Page Number: 1 OF 1

Date Drawn: 5/1/08

Drawn By: JCH

NOTES:

1. DIMENSIONS ARE SHOWN TO THE INSIDE OF THE CORRUGATION CRESTS.
2. DIMENSIONS ARE SUBJECT TO MANUFACTURING TOLERANCES.
3. PLATE LAYOUT WILL BE DETERMINED BY MANUFACTURER.
4. ALL REINFORCING PER MANUFACTURERS REQUIREMENTS.



LANE ENTERPRISES, INC.

STEEL STRUCTURAL PLATE

BOX CULVERT DETAIL

19'-1" x 7'-4"

Drawing Number: BC-S-19.08


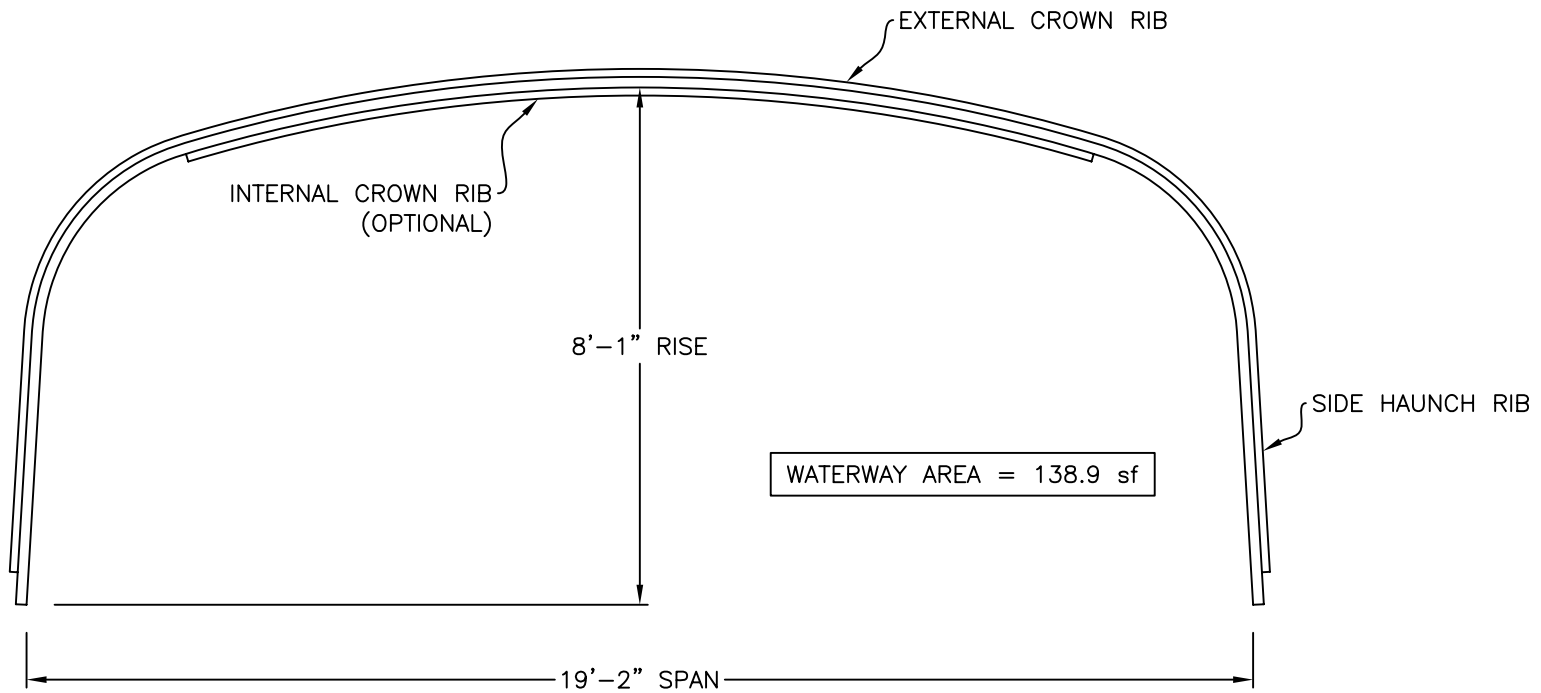
Page Number: 1 OF 1

Date Drawn: 5/1/08

Drawn By: JCH

NOTES:

1. DIMENSIONS ARE SHOWN TO THE INSIDE OF THE CORRUGATION CRESTS.
2. DIMENSIONS ARE SUBJECT TO MANUFACTURING TOLERANCES.
3. PLATE LAYOUT WILL BE DETERMINED BY MANUFACTURER.
4. ALL REINFORCING PER MANUFACTURERS REQUIREMENTS.



LANE ENTERPRISES, INC.

STEEL STRUCTURAL PLATE

BOX CULVERT DETAIL

19'-2" x 8'-1"

Drawing Number: BC-S-19.17


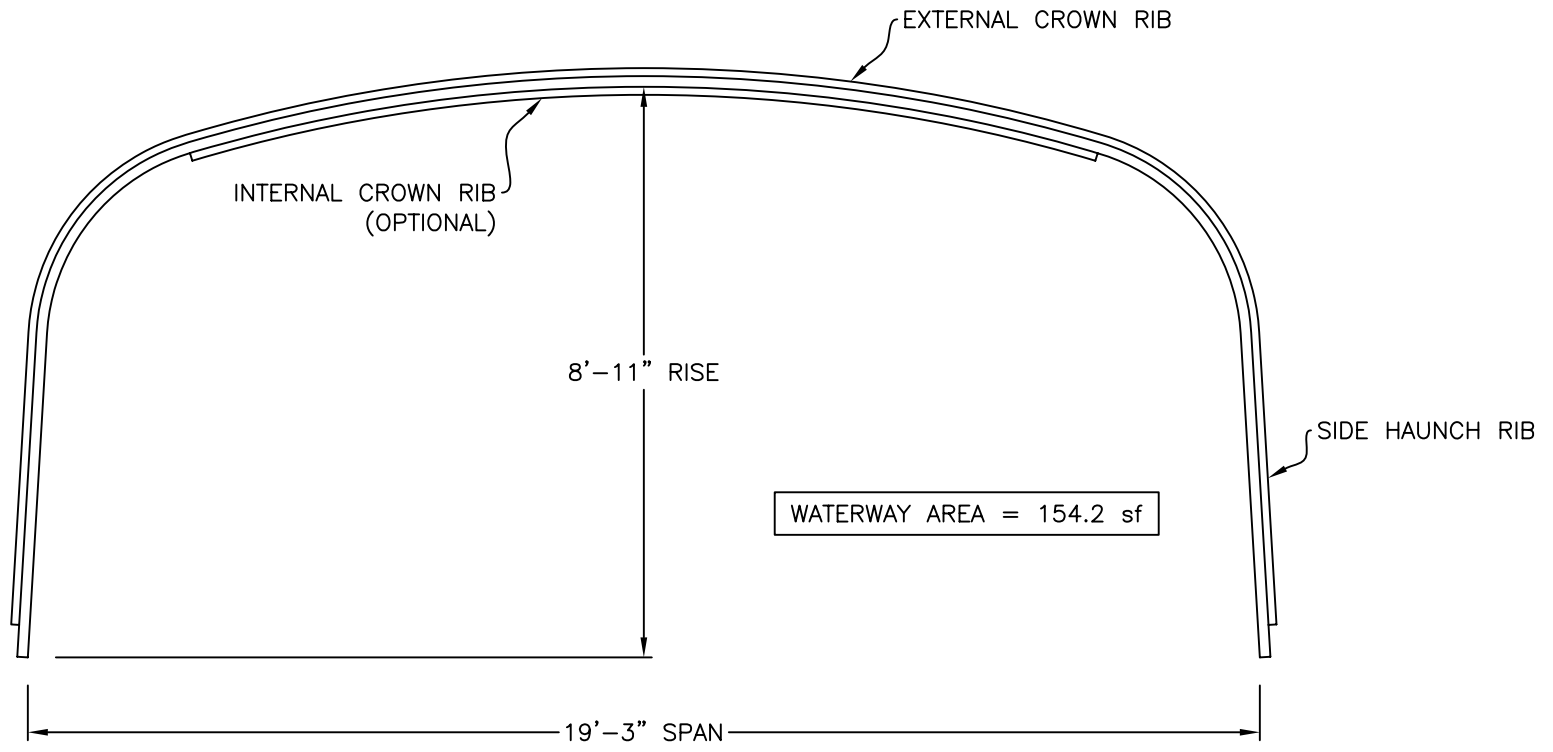
Page Number: 1 OF 1

Date Drawn: 5/1/08

Drawn By: JCH

NOTES:

1. DIMENSIONS ARE SHOWN TO THE INSIDE OF THE CORRUGATION CRESTS.
2. DIMENSIONS ARE SUBJECT TO MANUFACTURING TOLERANCES.
3. PLATE LAYOUT WILL BE DETERMINED BY MANUFACTURER.
4. ALL REINFORCING PER MANUFACTURERS REQUIREMENTS.



LANE ENTERPRISES, INC.

STEEL STRUCTURAL PLATE

BOX CULVERT DETAIL

19'-3" x 8'-11"

NOTES:

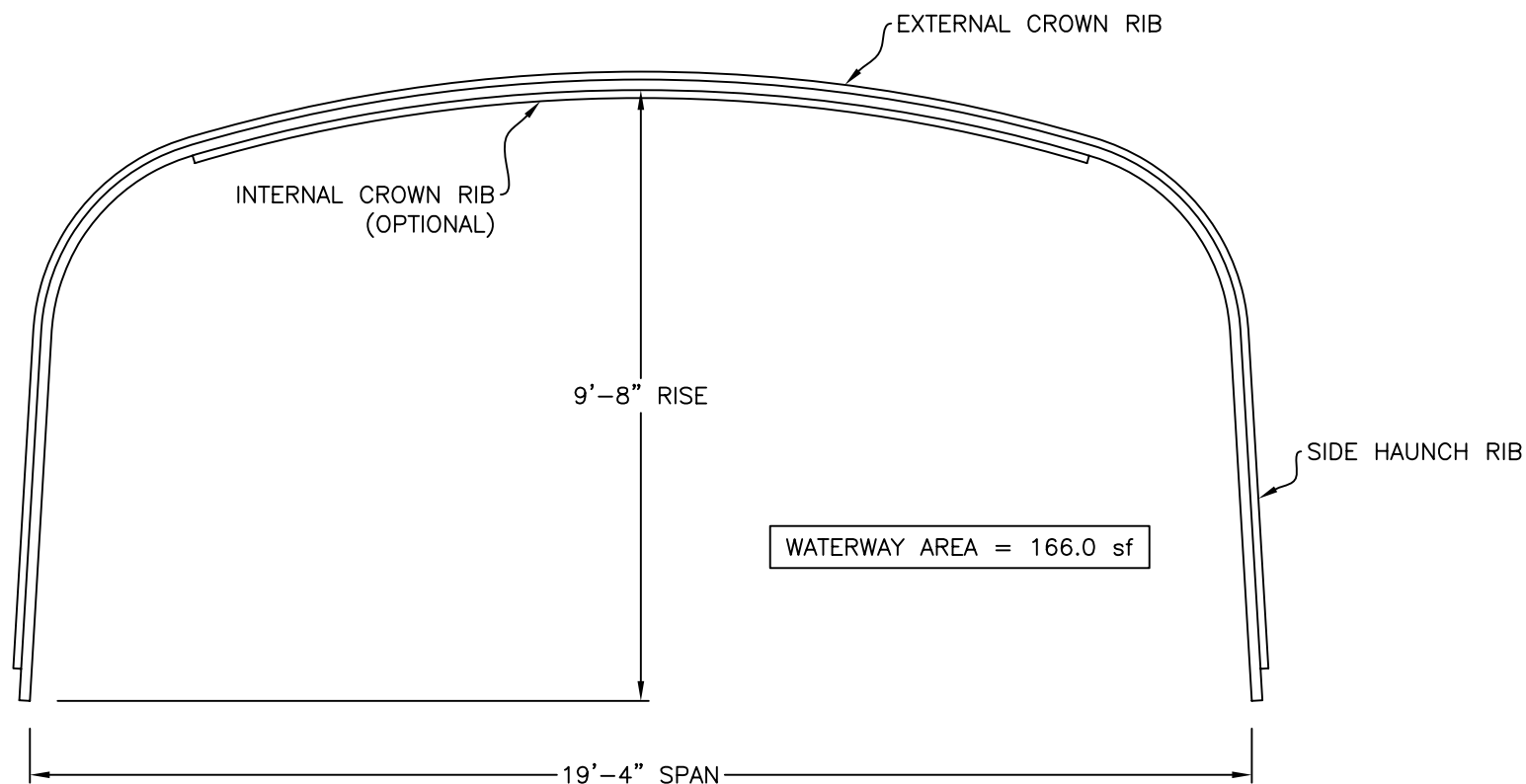

1. DIMENSIONS ARE SHOWN TO THE INSIDE OF THE CORRUGATION CRESTS.
2. DIMENSIONS ARE SUBJECT TO MANUFACTURING TOLERANCES.
3. PLATE LAYOUT WILL BE DETERMINED BY MANUFACTURER.
4. ALL REINFORCING PER MANUFACTURERS REQUIREMENTS.

Drawing Number: BC-S-19.25

Page Number: 1 OF 1

Date Drawn: 5/1/08

Drawn By: JCH



LANE ENTERPRISES, INC.

STEEL STRUCTURAL PLATE

BOX CULVERT DETAIL

19'-4" x 9'-8"

Drawing Number: BC-S-19.33-1


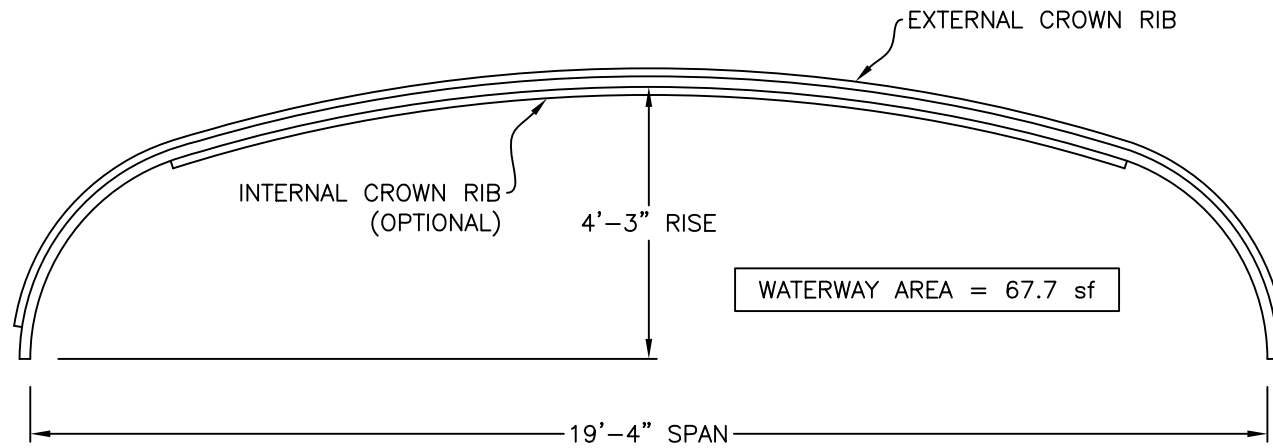
Page Number: 1 OF 1

Date Drawn: 5/1/08

Drawn By: JCH

NOTES:

1. DIMENSIONS ARE SHOWN TO THE INSIDE OF THE CORRUGATION CRESTS.
2. DIMENSIONS ARE SUBJECT TO MANUFACTURING TOLERANCES.
3. PLATE LAYOUT WILL BE DETERMINED BY MANUFACTURER.
4. ALL REINFORCING PER MANUFACTURERS REQUIREMENTS.



LANE ENTERPRISES, INC.

STEEL STRUCTURAL PLATE

BOX CULVERT DETAIL

19'-4" x 4'-3"

Drawing Number: BC-S-19.33-2


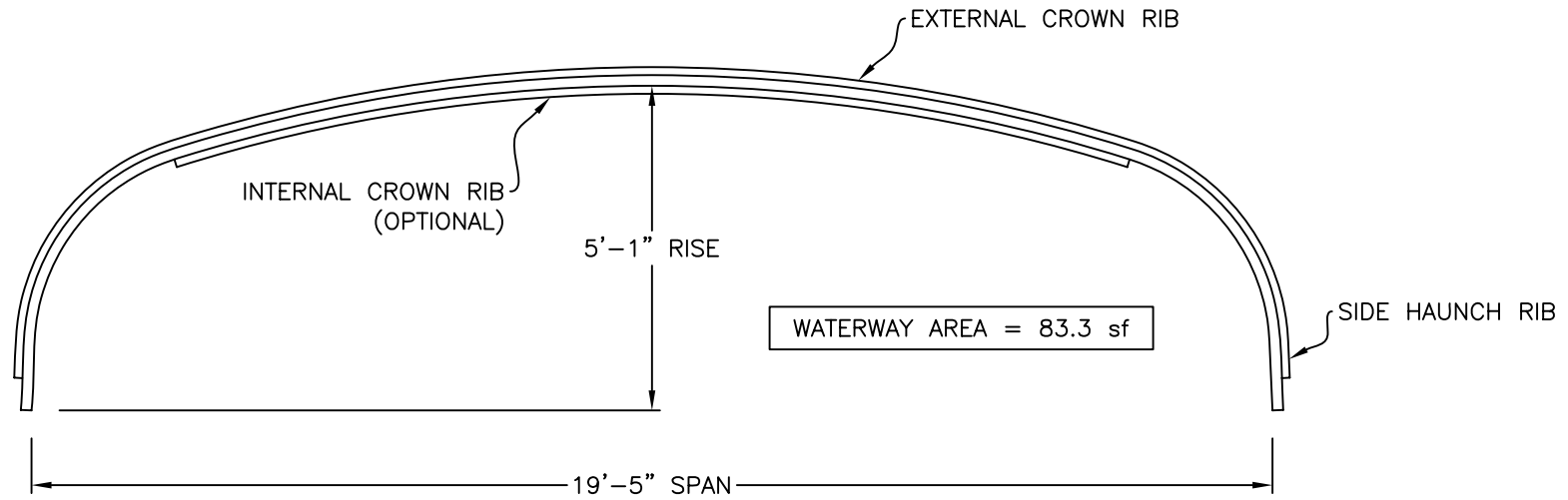
Page Number: 1 OF 1

Date Drawn: 5/1/08

Drawn By: JCH

NOTES:

1. DIMENSIONS ARE SHOWN TO THE INSIDE OF THE CORRUGATION CRESTS.
2. DIMENSIONS ARE SUBJECT TO MANUFACTURING TOLERANCES.
3. PLATE LAYOUT WILL BE DETERMINED BY MANUFACTURER.
4. ALL REINFORCING PER MANUFACTURERS REQUIREMENTS.



LANE ENTERPRISES, INC.

STEEL STRUCTURAL PLATE

BOX CULVERT DETAIL

19'-5" x 5'-1"

Drawing Number: BC-S-19.42


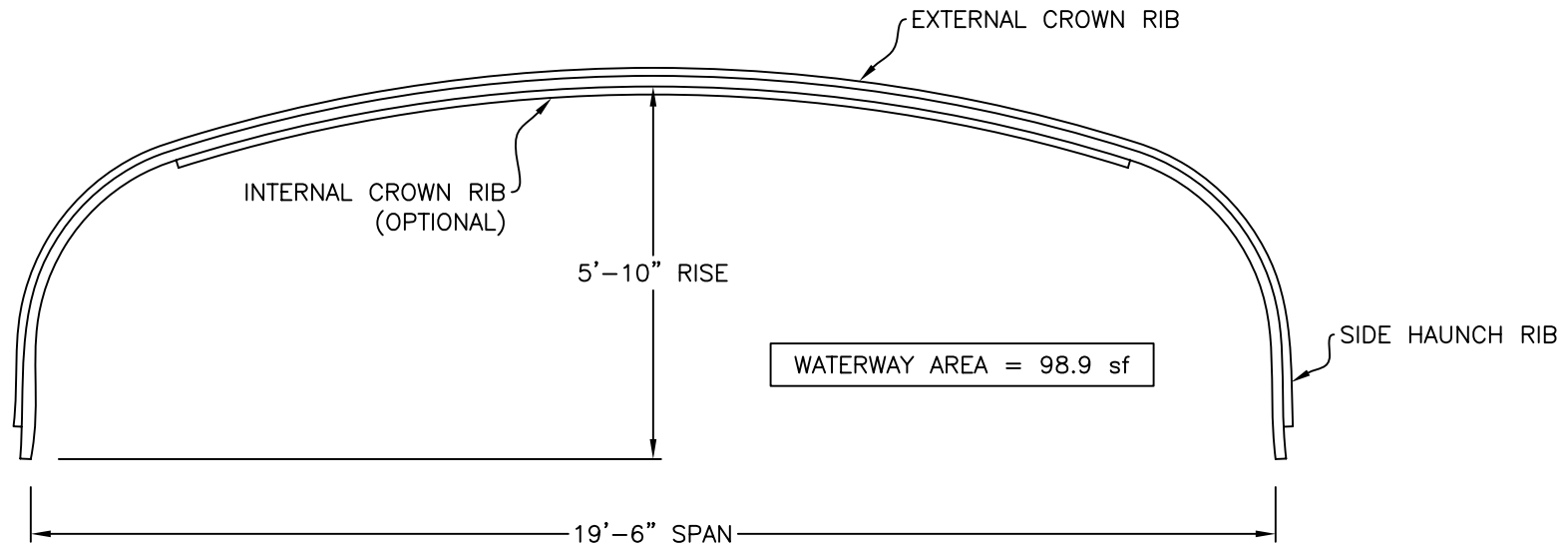
Page Number: 1 OF 1

Date Drawn: 5/1/08

Drawn By: JCH

NOTES:

1. DIMENSIONS ARE SHOWN TO THE INSIDE OF THE CORRUGATION CRESTS.
2. DIMENSIONS ARE SUBJECT TO MANUFACTURING TOLERANCES.
3. PLATE LAYOUT WILL BE DETERMINED BY MANUFACTURER.
4. ALL REINFORCING PER MANUFACTURERS REQUIREMENTS.



LANE ENTERPRISES, INC.

STEEL STRUCTURAL PLATE

BOX CULVERT DETAIL

19'-6" x 5'-10"

Drawing Number: BC-S-19.50-1

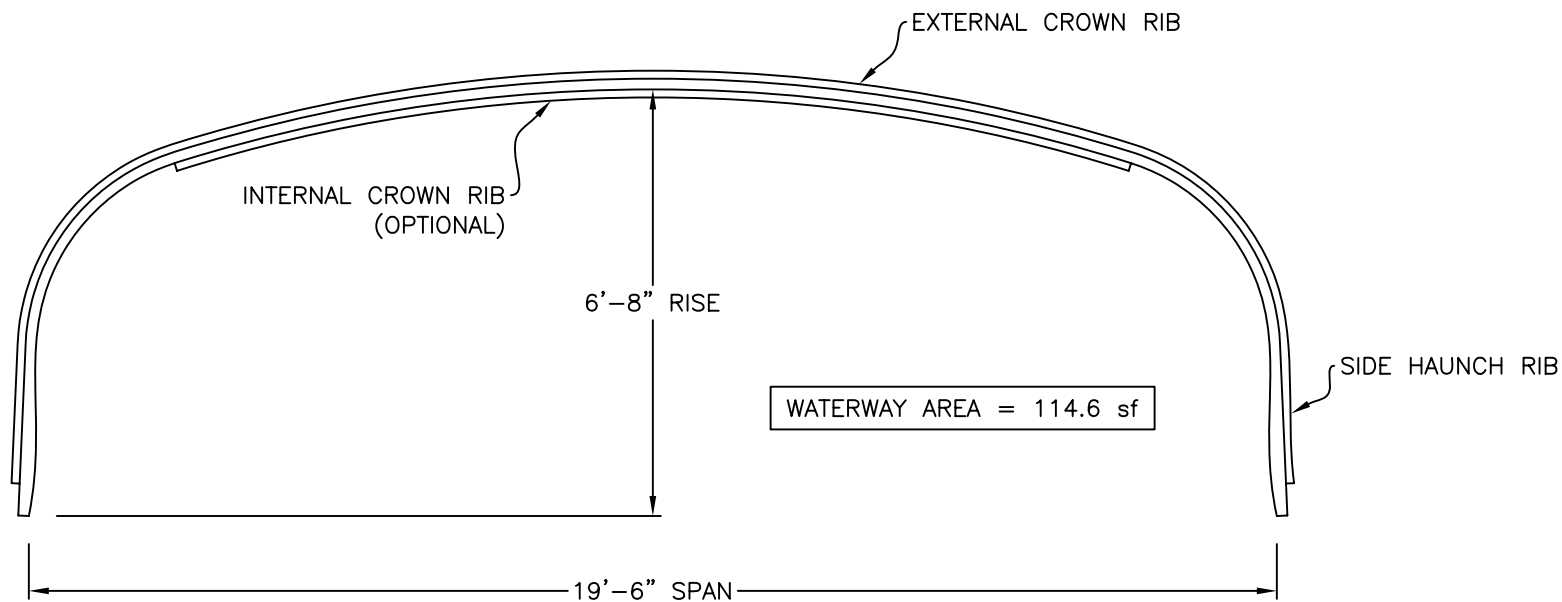

Page Number: 1 OF 1

Date Drawn: 5/1/08

Drawn By: JCH

NOTES:

1. DIMENSIONS ARE SHOWN TO THE INSIDE OF THE CORRUGATION CRESTS.
2. DIMENSIONS ARE SUBJECT TO MANUFACTURING TOLERANCES.
3. PLATE LAYOUT WILL BE DETERMINED BY MANUFACTURER.
4. ALL REINFORCING PER MANUFACTURERS REQUIREMENTS.



LANE ENTERPRISES, INC.

STEEL STRUCTURAL PLATE

BOX CULVERT DETAIL

19'-6" x 6'-8"

Drawing Number: BC-S-19.50-2

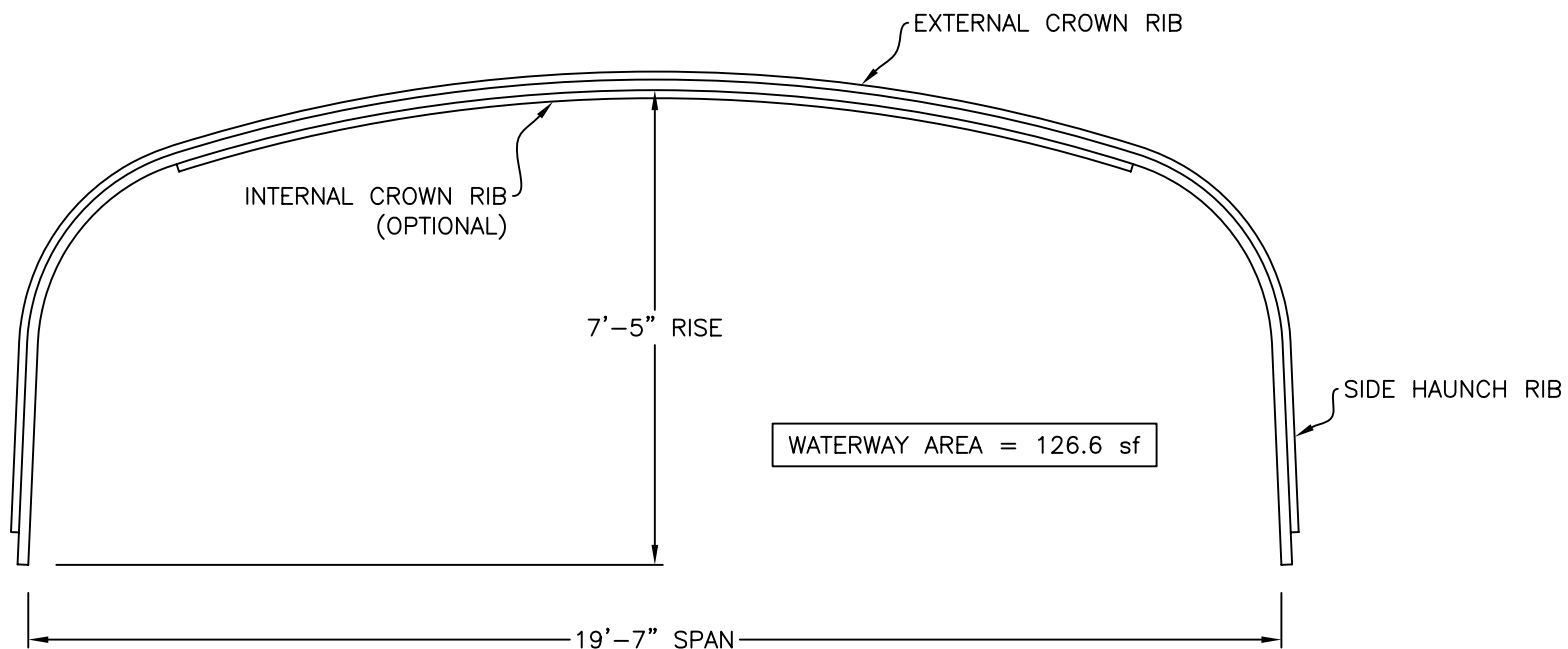

Page Number: 1 OF 1

Date Drawn: 5/1/08

Drawn By: JCH

NOTES:

1. DIMENSIONS ARE SHOWN TO THE INSIDE OF THE CORRUGATION CRESTS.
2. DIMENSIONS ARE SUBJECT TO MANUFACTURING TOLERANCES.
3. PLATE LAYOUT WILL BE DETERMINED BY MANUFACTURER.
4. ALL REINFORCING PER MANUFACTURERS REQUIREMENTS.



LANE ENTERPRISES, INC.

STEEL STRUCTURAL PLATE

BOX CULVERT DETAIL

19'-7" x 7'-5"

Drawing Number: BC-S-19.58

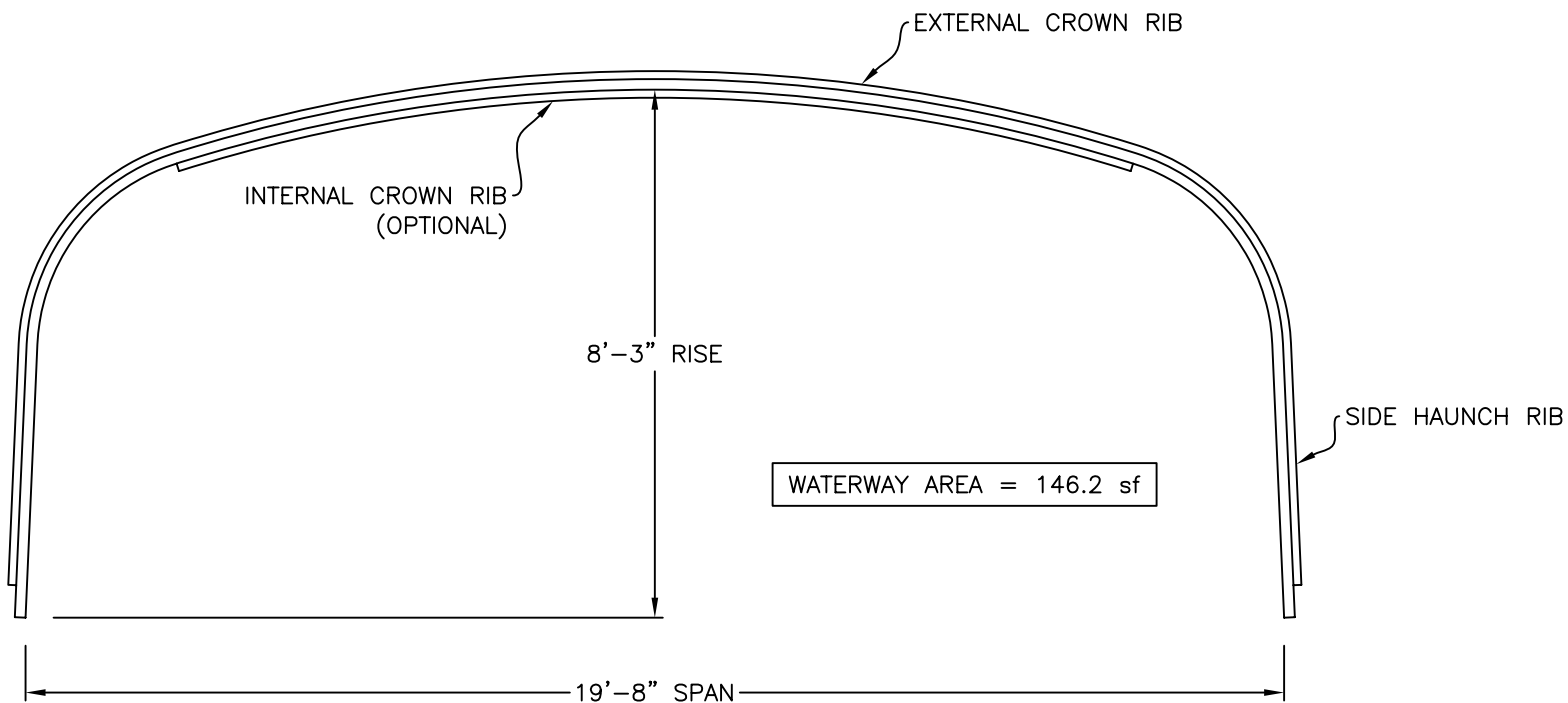

Page Number: 1 OF 1

Date Drawn: 5/1/08

Drawn By: JCH

NOTES:

1. DIMENSIONS ARE SHOWN TO THE INSIDE OF THE CORRUGATION CRESTS.
2. DIMENSIONS ARE SUBJECT TO MANUFACTURING TOLERANCES.
3. PLATE LAYOUT WILL BE DETERMINED BY MANUFACTURER.
4. ALL REINFORCING PER MANUFACTURERS REQUIREMENTS.



LANE ENTERPRISES, INC.

STEEL STRUCTURAL PLATE

BOX CULVERT DETAIL

19'-8" x 8'-3"

Drawing Number: BC-S-19.67


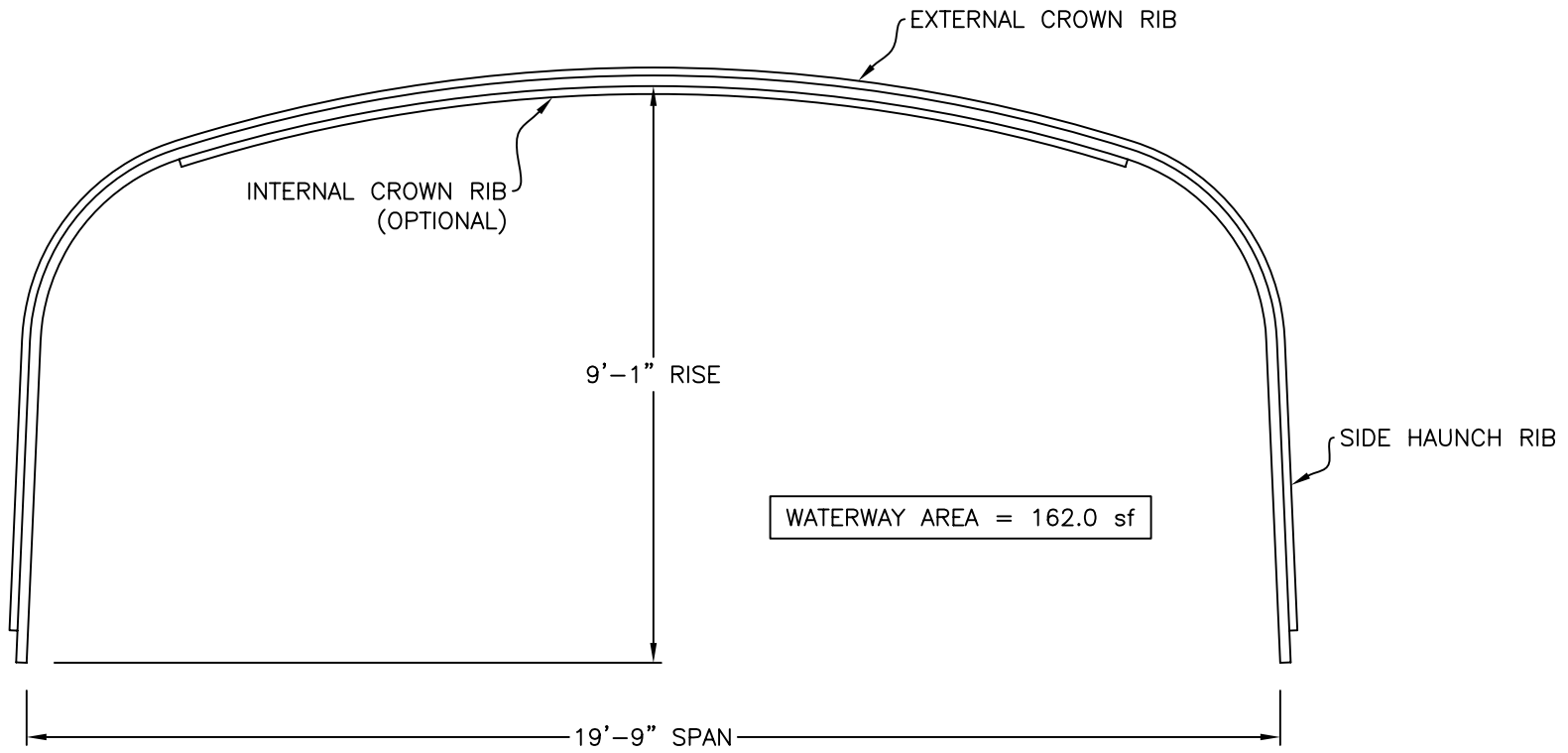
Page Number: 1 OF 1

Date Drawn: 5/1/08

Drawn By: JCH

NOTES:

1. DIMENSIONS ARE SHOWN TO THE INSIDE OF THE CORRUGATION CRESTS.
2. DIMENSIONS ARE SUBJECT TO MANUFACTURING TOLERANCES.
3. PLATE LAYOUT WILL BE DETERMINED BY MANUFACTURER.
4. ALL REINFORCING PER MANUFACTURERS REQUIREMENTS.



LANE ENTERPRISES, INC.

STEEL STRUCTURAL PLATE

BOX CULVERT DETAIL

19'-9" x 9'-1"

Drawing Number: BC-S-19.75

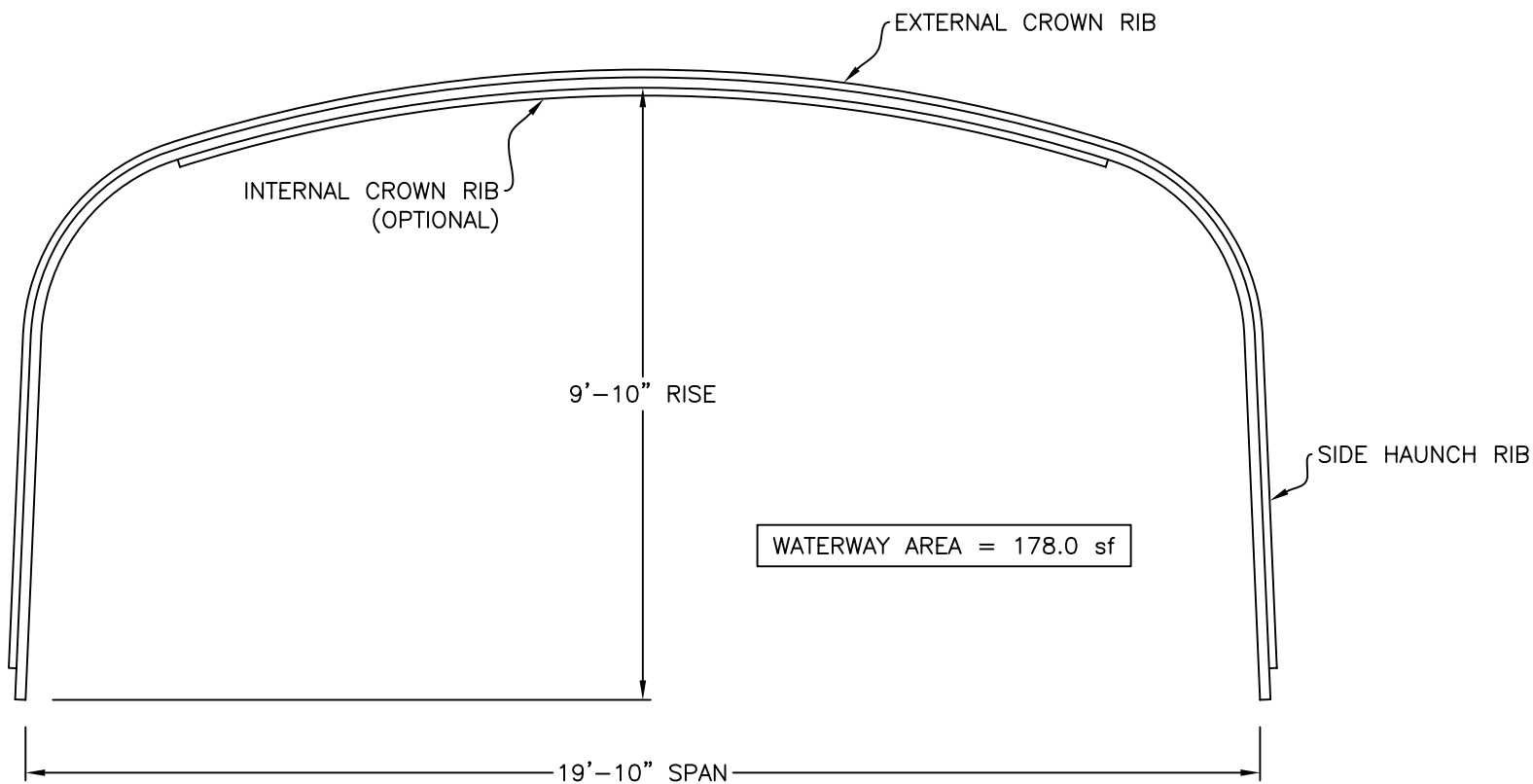

Page Number: 1 OF 1

Date Drawn: 5/1/08

Drawn By: JCH

NOTES:

1. DIMENSIONS ARE SHOWN TO THE INSIDE OF THE CORRUGATION CRESTS.
2. DIMENSIONS ARE SUBJECT TO MANUFACTURING TOLERANCES.
3. PLATE LAYOUT WILL BE DETERMINED BY MANUFACTURER.
4. ALL REINFORCING PER MANUFACTURERS REQUIREMENTS.



LANE ENTERPRISES, INC.

STEEL STRUCTURAL PLATE

BOX CULVERT DETAIL

19'-10" x 9'-10"

Drawing Number: BC-S-19.83


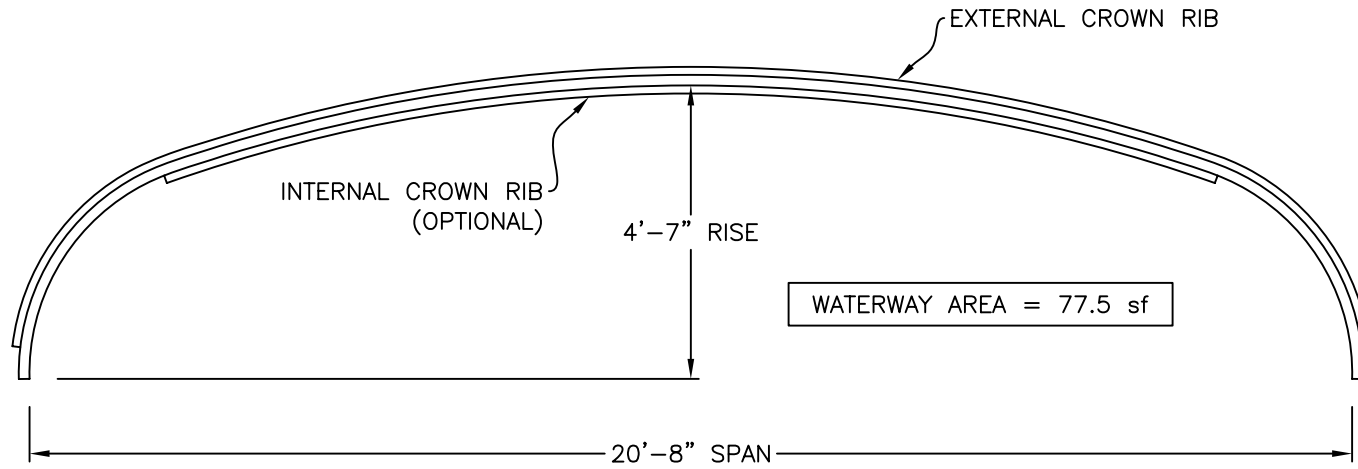
Page Number: 1 OF 1

Date Drawn: 5/1/08

Drawn By: JCH

NOTES:

1. DIMENSIONS ARE SHOWN TO THE INSIDE OF THE CORRUGATION CRESTS.
2. DIMENSIONS ARE SUBJECT TO MANUFACTURING TOLERANCES.
3. PLATE LAYOUT WILL BE DETERMINED BY MANUFACTURER.
4. ALL REINFORCING PER MANUFACTURERS REQUIREMENTS.



LANE ENTERPRISES, INC.

STEEL STRUCTURAL PLATE

BOX CULVERT DETAIL

20'-8" x 4'-7"

Drawing Number: BC-S-20.67-1


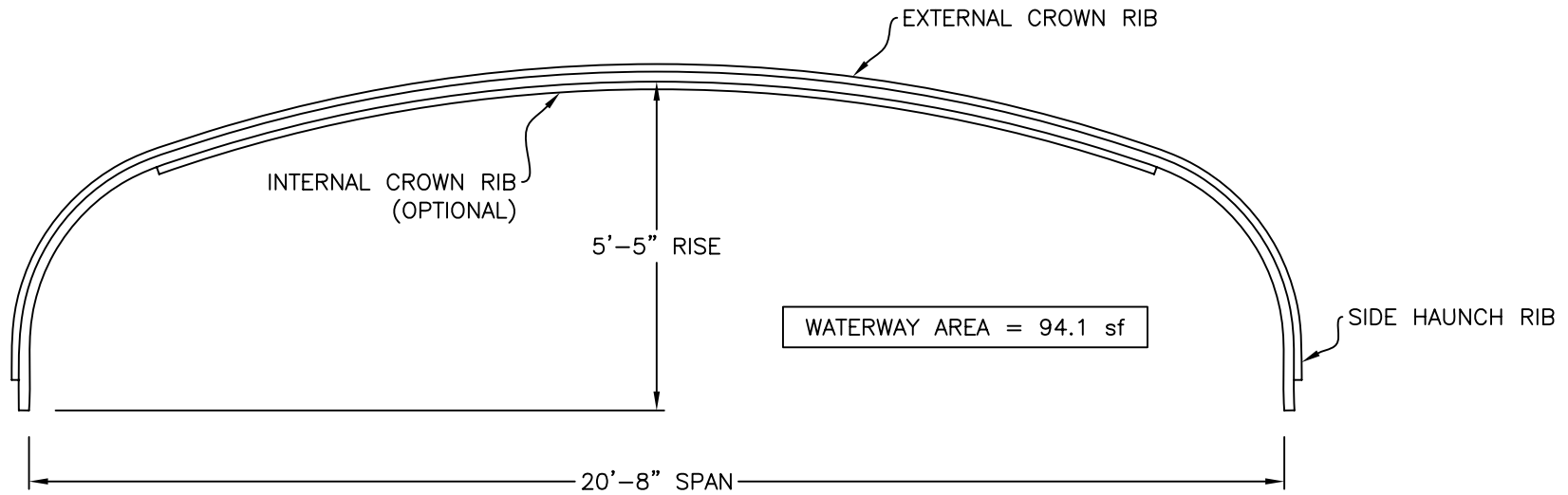
Page Number: 1 OF 1

Date Drawn: 5/1/08

Drawn By: JCH

NOTES:

1. DIMENSIONS ARE SHOWN TO THE INSIDE OF THE CORRUGATION CRESTS.
2. DIMENSIONS ARE SUBJECT TO MANUFACTURING TOLERANCES.
3. PLATE LAYOUT WILL BE DETERMINED BY MANUFACTURER.
4. ALL REINFORCING PER MANUFACTURERS REQUIREMENTS.



LANE ENTERPRISES, INC.

STEEL STRUCTURAL PLATE

BOX CULVERT DETAIL

20'-8" x 5'-5"

Drawing Number: BC-S-20.67-2


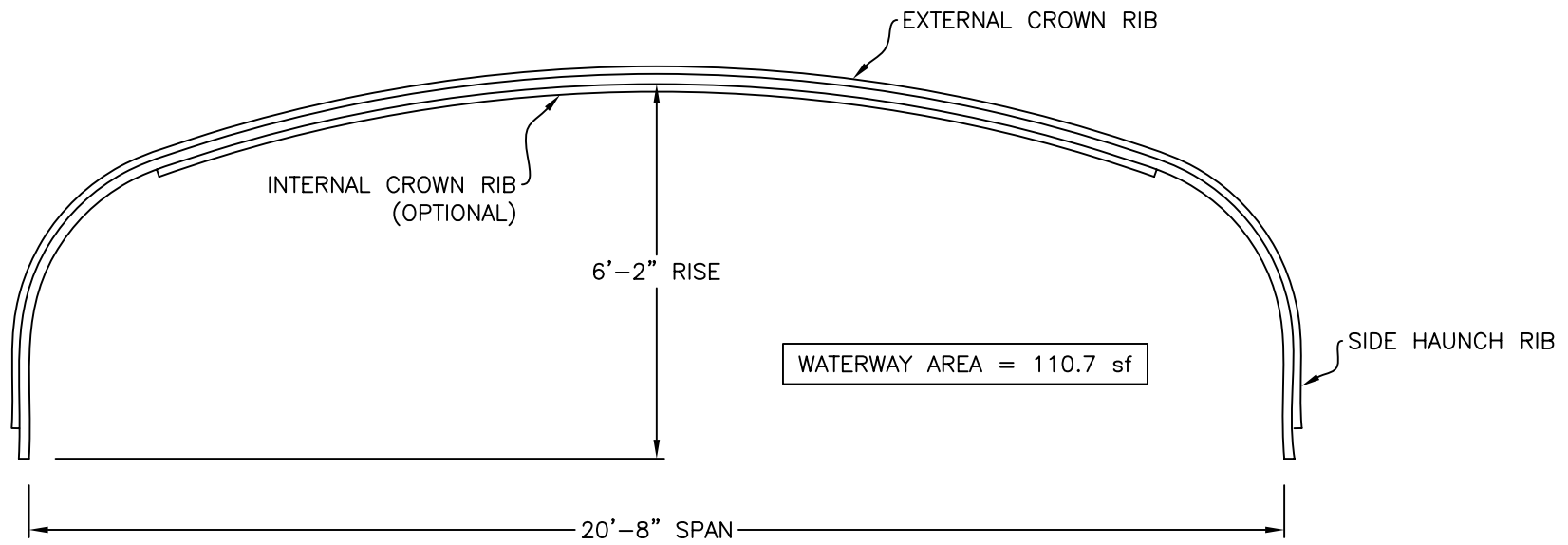
Page Number: 1 OF 1

Date Drawn: 5/1/08

Drawn By: JCH

NOTES:

1. DIMENSIONS ARE SHOWN TO THE INSIDE OF THE CORRUGATION CRESTS.
2. DIMENSIONS ARE SUBJECT TO MANUFACTURING TOLERANCES.
3. PLATE LAYOUT WILL BE DETERMINED BY MANUFACTURER.
4. ALL REINFORCING PER MANUFACTURERS REQUIREMENTS.



LANE ENTERPRISES, INC.

STEEL STRUCTURAL PLATE

BOX CULVERT DETAIL

20'-8" x 6'-2"

Drawing Number: BC-S-20.67-3


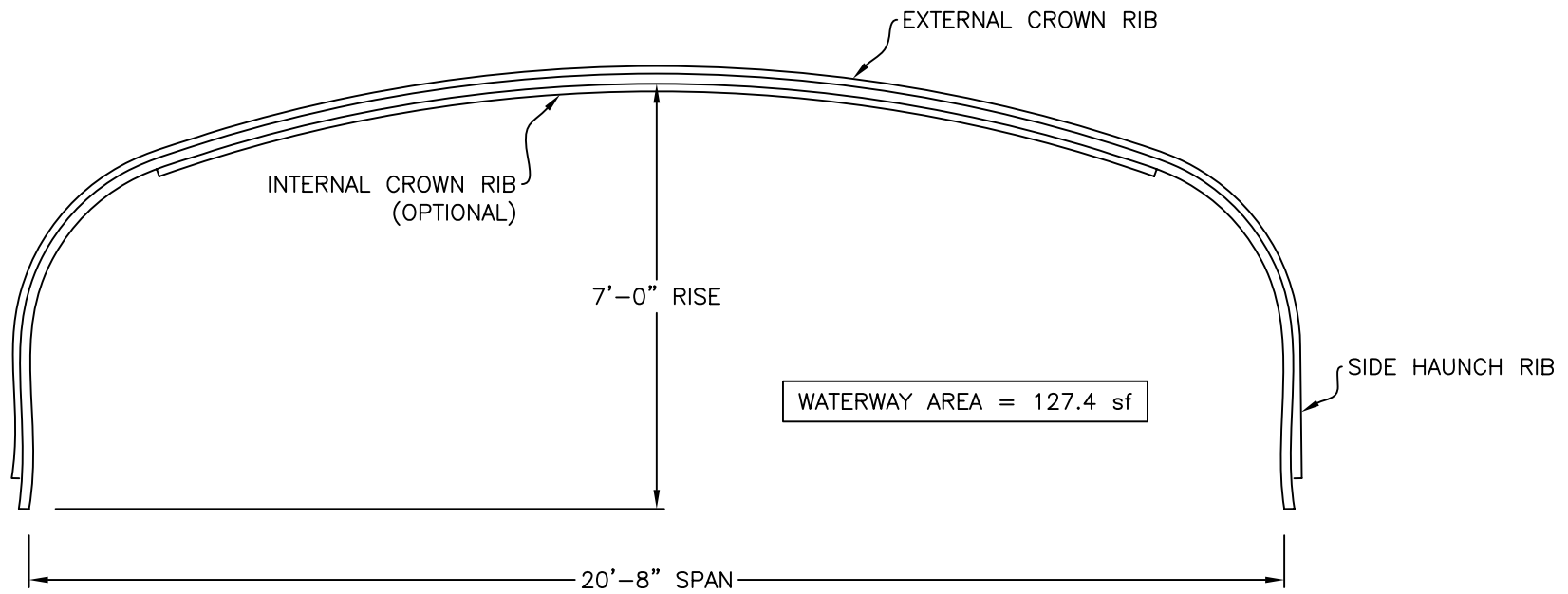
Page Number: 1 OF 1

Date Drawn: 5/1/08

Drawn By: JCH

NOTES:

1. DIMENSIONS ARE SHOWN TO THE INSIDE OF THE CORRUGATION CRESTS.
2. DIMENSIONS ARE SUBJECT TO MANUFACTURING TOLERANCES.
3. PLATE LAYOUT WILL BE DETERMINED BY MANUFACTURER.
4. ALL REINFORCING PER MANUFACTURERS REQUIREMENTS.



LANE ENTERPRISES, INC.

STEEL STRUCTURAL PLATE

BOX CULVERT DETAIL

20'-8" x 7'-0"

Drawing Number: BC-S-20.67-4


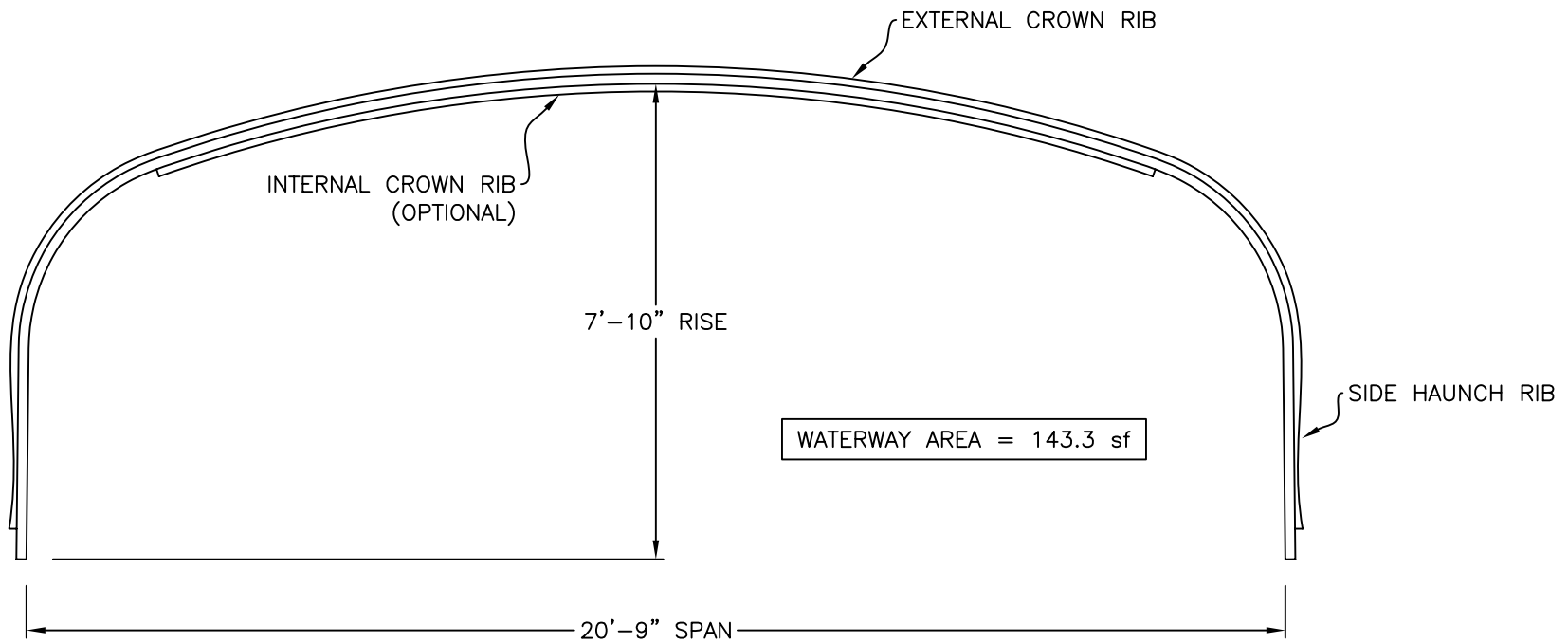
Page Number: 1 OF 1

Date Drawn: 5/1/08

Drawn By: JCH

NOTES:

1. DIMENSIONS ARE SHOWN TO THE INSIDE OF THE CORRUGATION CRESTS.
2. DIMENSIONS ARE SUBJECT TO MANUFACTURING TOLERANCES.
3. PLATE LAYOUT WILL BE DETERMINED BY MANUFACTURER.
4. ALL REINFORCING PER MANUFACTURERS REQUIREMENTS.



LANE ENTERPRISES, INC.

STEEL STRUCTURAL PLATE

BOX CULVERT DETAIL

20'-9" x 7'-10"

Drawing Number: BC-S-20.75-1


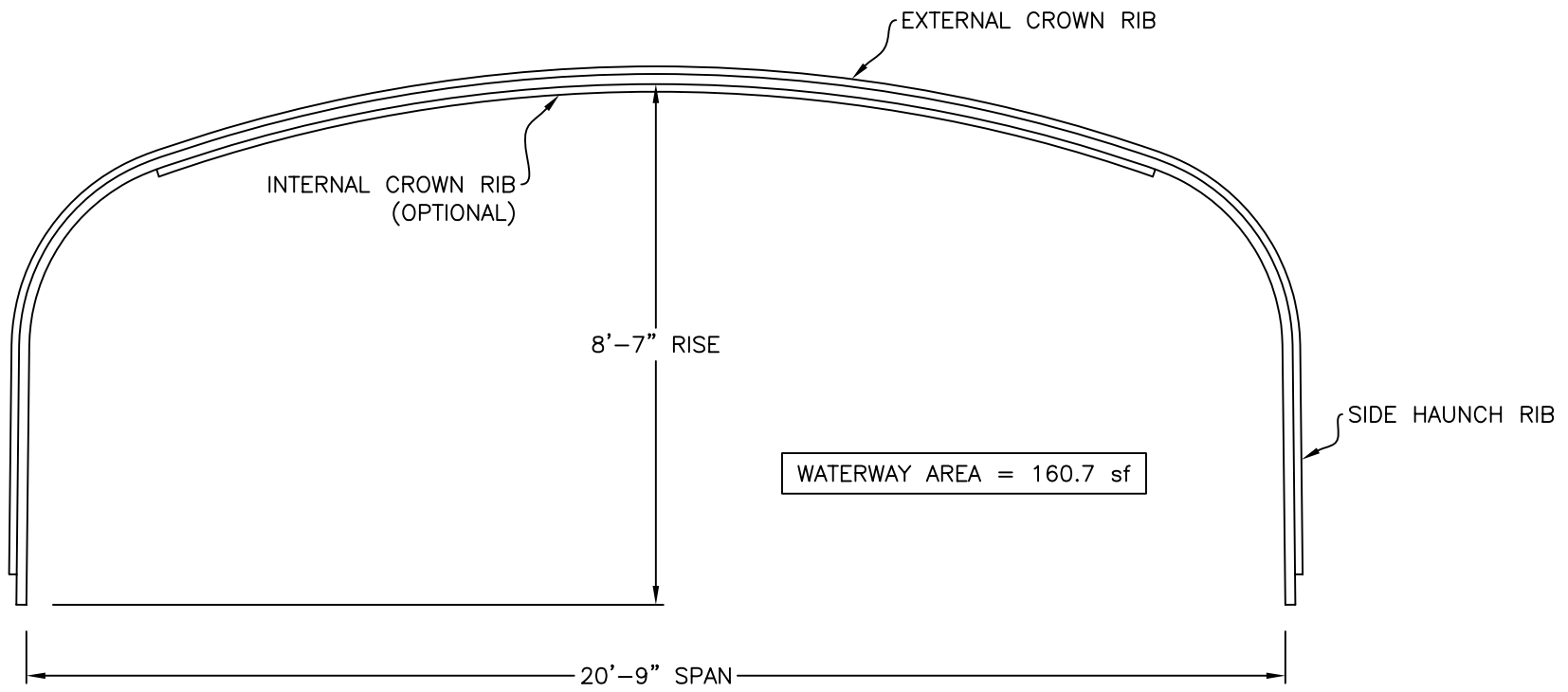
Page Number: 1 OF 1

Date Drawn: 5/1/08

Drawn By: JCH

NOTES:

1. DIMENSIONS ARE SHOWN TO THE INSIDE OF THE CORRUGATION CRESTS.
2. DIMENSIONS ARE SUBJECT TO MANUFACTURING TOLERANCES.
3. PLATE LAYOUT WILL BE DETERMINED BY MANUFACTURER.
4. ALL REINFORCING PER MANUFACTURERS REQUIREMENTS.



LANE ENTERPRISES, INC.

STEEL STRUCTURAL PLATE

BOX CULVERT DETAIL

20'-9" x 8'-7"

Drawing Number: BC-S-20.75-2


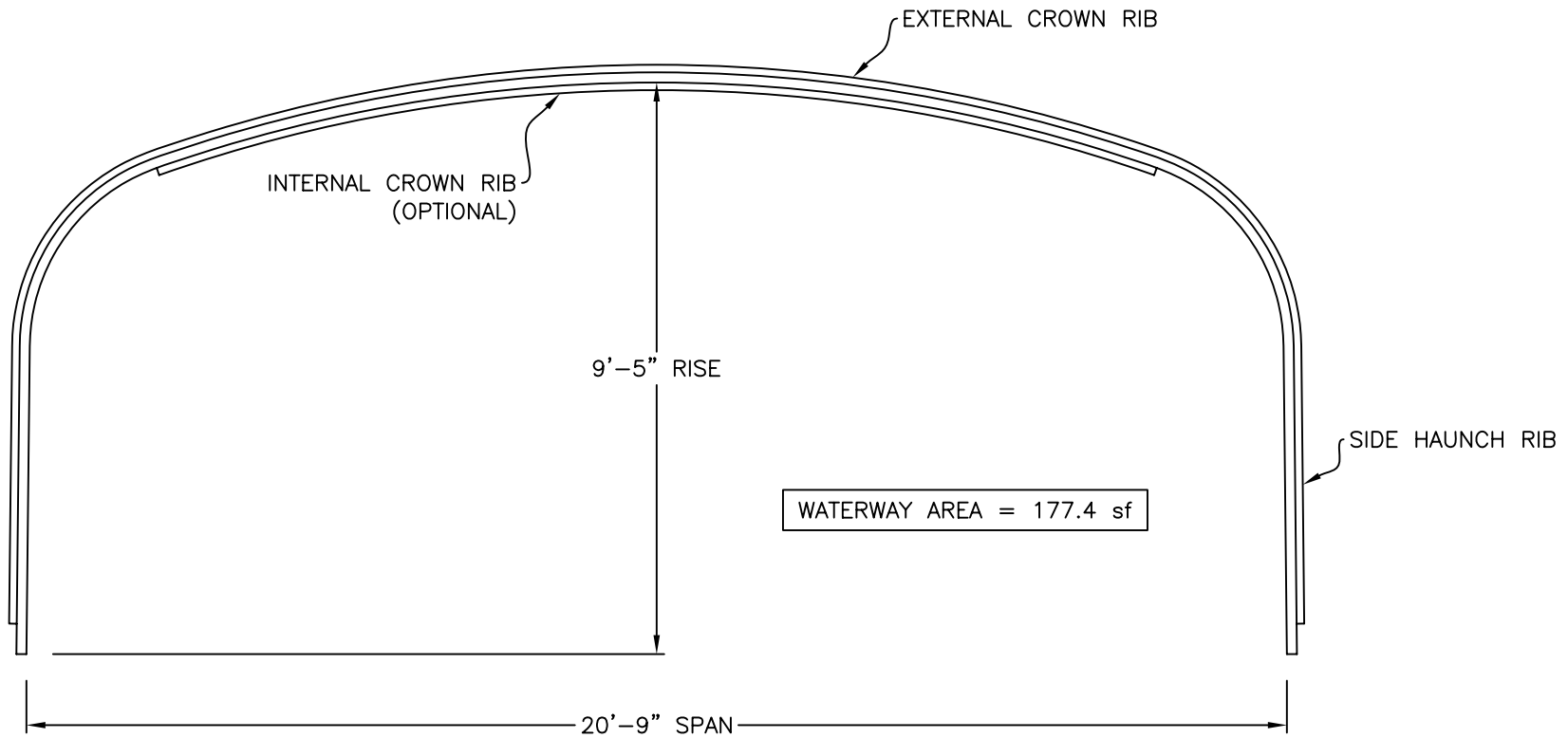
Page Number: 1 OF 1

Date Drawn: 5/1/08

Drawn By: JCH

NOTES:

1. DIMENSIONS ARE SHOWN TO THE INSIDE OF THE CORRUGATION CRESTS.
2. DIMENSIONS ARE SUBJECT TO MANUFACTURING TOLERANCES.
3. PLATE LAYOUT WILL BE DETERMINED BY MANUFACTURER.
4. ALL REINFORCING PER MANUFACTURERS REQUIREMENTS.



LANE ENTERPRISES, INC.

STEEL STRUCTURAL PLATE
BOX CULVERT DETAIL
20'-9" x 9'-5"

Drawing Number: BC-S-20.75-3


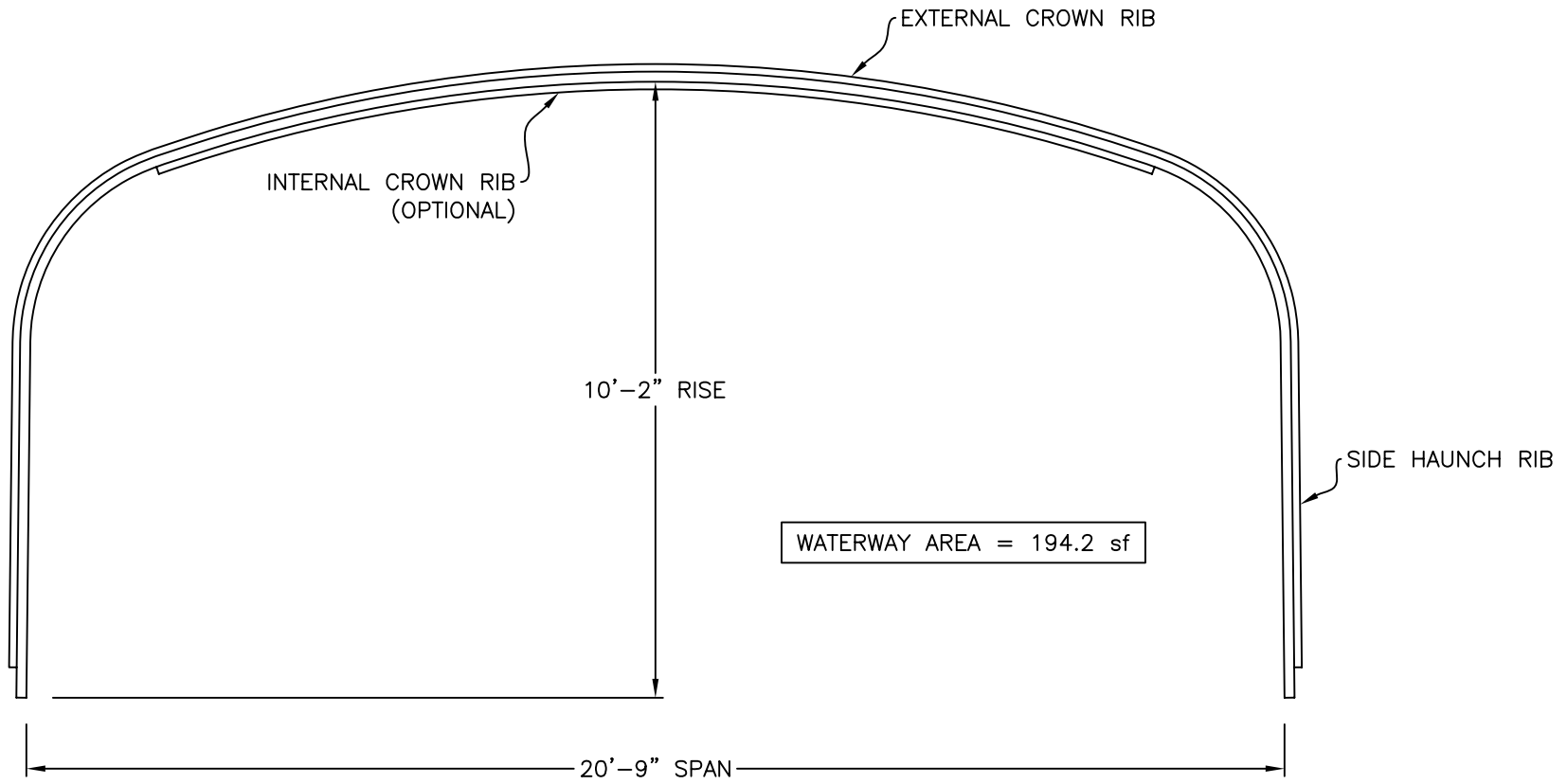
Page Number: 1 OF 1

Date Drawn: 5/1/08

Drawn By: JCH

NOTES:

1. DIMENSIONS ARE SHOWN TO THE INSIDE OF THE CORRUGATION CRESTS.
2. DIMENSIONS ARE SUBJECT TO MANUFACTURING TOLERANCES.
3. PLATE LAYOUT WILL BE DETERMINED BY MANUFACTURER.
4. ALL REINFORCING PER MANUFACTURERS REQUIREMENTS.



LANE ENTERPRISES, INC.

STEEL STRUCTURAL PLATE
BOX CULVERT DETAIL
20'-9" x 10'-2"

Drawing Number: BC-S-20.75-4

Page Number: 1 OF 1

Date Drawn: 5/1/08

Drawn By: JCH

NOTES:

1. DIMENSIONS ARE SHOWN TO THE INSIDE OF THE CORRUGATION CRESTS.
2. DIMENSIONS ARE SUBJECT TO MANUFACTURING TOLERANCES.
3. PLATE LAYOUT WILL BE DETERMINED BY MANUFACTURER.
4. ALL REINFORCING PER MANUFACTURERS REQUIREMENTS.