



STORMKEEPER™
STORMWATER CHAMBER
BUILT FOR THE PERFECT STORM



ABOUT LANE

As a full-line manufacturer of corrugated metal and plastic drainage products, Lane Enterprises, Inc. operates plants throughout the Northeastern, Mid-Atlantic, and South-Central states producing various types of buried structures for the construction industry.

For nearly 90 years, Lane has partnered with contractors, engineers, and municipalities to supply reliable products that provide the highest levels of service life, strength, versatility, and economy. Our focus on quality products, responsive customer service, and technical expertise has established a long, proven history of successful partnerships within the industries we serve.

THE STORMKEEPER™ ADVANTAGE

THE CHAMBERS

The Lane StormKeeper™ family of chambers are designed and manufactured to provide the most cost-effective and efficient underground storm water retention and detention structures on the market today. Utilizing the most advanced design, modeling and manufacturing techniques available, the StormKeeper chambers provide a lightweight product with superior structural and hydraulic performance. Lane's StormKeeper chambers have the service life, strength and economic advantages to make your project a success.

StormKeeper chambers are designed primarily for use beneath paved areas to provide underground storage of storm water runoff and maximize the usage of expensive real estate. However, they can also be utilized in green space, residential areas and other multi-use areas to provide more efficient land use meeting Low Impact Development ideals, and provide greater publicly usable land.

THE QUALITY

StormKeeper chambers are manufactured from Virgin Polypropylene. Lane chose injection molding as the manufacturing method of choice because of its ability to provide uniform, precise material placement. That precision contributes to an extreme level of structural integrity and arch stiffness.

Polypropylene provides superior qualities and is the most versatile and cost-effective plastic in comparison to other thermo-forming and polyolefin materials. It has good impact strength, surface hardness, dimensional stability and excellent abrasion resistance. Polypropylene is resistant to a wide variety of acids, alkalis and solvent solutions with a temperature range up to 200°F.

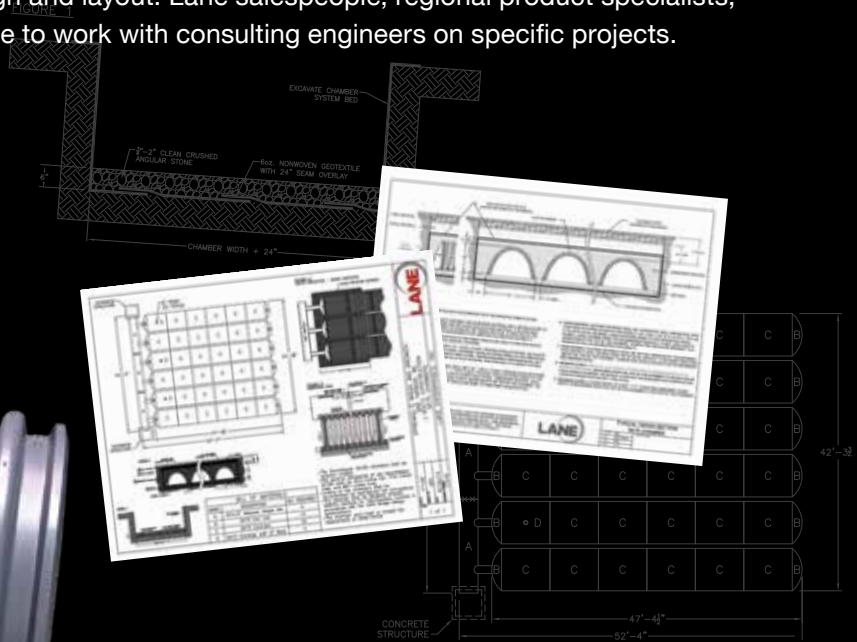
THE PRODUCT // StormKeeper chambers are designed with sophisticated Finite Element Analysis (CANDE) techniques.

DESIGN ASSISTANCE/CAD DRAWINGS

Lane provides the highest level of support for the design community. We can assist with all aspects of retention/detention system design and layout. Lane salespeople, regional product specialists, and regional engineers are available to work with consulting engineers on specific projects.

Services include:

1. Conceptual Layout
2. Hydraulic Routing Assistance
3. System Layout
4. CAD Drawings
5. Project Specifications
6. Installation Specification



STORMSTORAGE ONLINE CONFIGURATION TOOL

Lane's StormStorage online configuration tool was created to seamlessly achieve the best possible storm water management solution for your next project.

The StormStorage tool allows you to quickly and efficiently configure a StormKeeper™ Stormwater Chamber system in three easy steps:

1. Input your project's design parameters.
2. Edit your project as necessary.
3. Submit your project.

StormStorage will take your configured project and create a complete set of AutoCAD and PDF files containing important construction information.



Log on and experience simplicity.

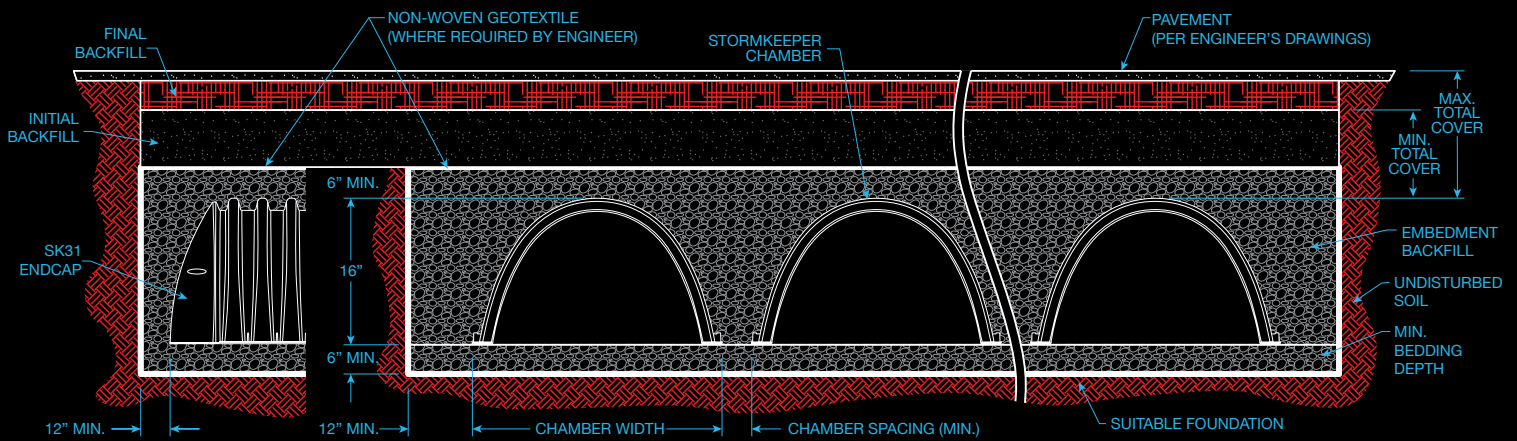
storm-storage.com



THE POSSIBILITIES

When storing water underground, the constraints of the site are the most important limiting factors. Elevations of outfalls, infiltration capacity of soil, earthwork constraints, and utility conflicts can become problematic with any system. The StormKeeper chambers provide ultimate flexibility to the engineer designing a retention or detention system. With a minimum burial depth of 24" for traffic loading to a maximum burial depth of 8', StormKeeper chambers provide the ability to meet almost all site elevation constraints. In addition, rows can be terminated and restarted with the simple installation of end caps.

For more information, visit: lane-enterprises.com/StormKeeper



Chamber Model	Chamber Width	Chamber Height	Chamber Length	Chamber Lay Length	Minimum Chamber Spacing	Minimum Bedding Depth	Minimum Stone Cover	Minimum Total Cover	Maximum Cover
SK31	33.9"	15.9"	87.8"	85.4"	6"	6"	6"	18"	8'
SK75	51"	30"	87.1"	84.9"	6"	6"	6"	18"	8'
SK180	78"	45.5"	88.7"	85.3"	8"	9"	11.5"	24"	8'
SK290	100.5"	59.5"	51.8"	48.3"	9"	9"	12"	24"	8'

STORMKEEPER SEDIMENT STRIP

The StormKeeper Sediment Strip™ is an NJCAT verified water quality device that can easily be incorporated into any system layout by providing three additional features to a designated row of chambers:

Flow Diversion

The initial storm water flows from a rain event (i.e. the first flush) are routed directly to the Sediment Strip via a small manhole or drain basin with an integrated diversion weir, allowing storm water to first fill the designated row before overtopping the weir and spilling over into the remaining rows.

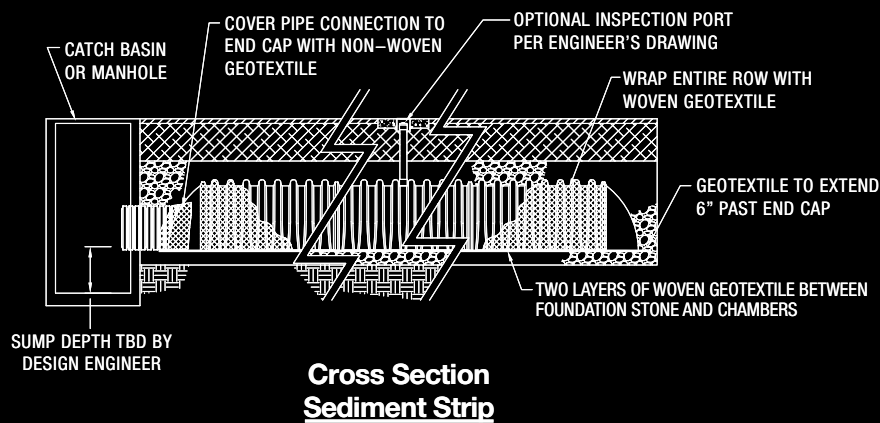
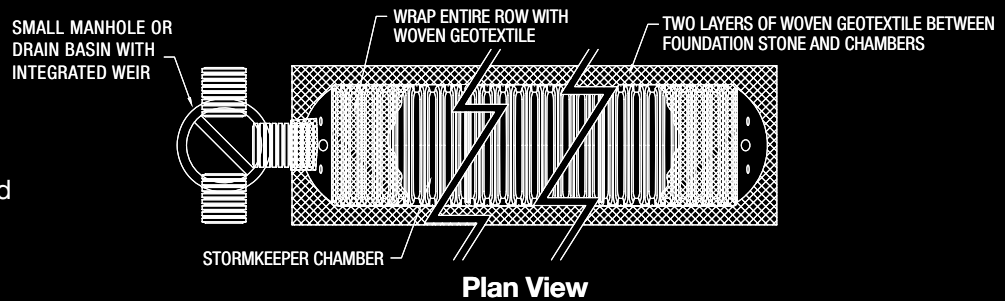
Sediment Confinement

The above-mentioned weir places the Sediment Strip in a sump condition where solids are captured. Confining sediment in the designated row is achieved by installing the Sediment Strip chambers atop a double-layer of woven geotextile.

Maintenance Access

In order to sustain the water quality benefits the Sediment Strip must be accessible for cleaning operations. The diversion structure provides suitable access for water-jetting equipment to propel into the designated row and pull back material into a small sump where it can be vacuumed out.

*A Manufactured Treatment Device
84% TSS Removal by Filtration
NJDEP Laboratory Protocol Assessment
NJCAT Technology Verification*



For more information, visit: lane-enterprises.com/StormKeeper™-SedimentStrip

THE STANDARD // The StormKeeper chambers exceed ASTM F2418 by using Virgin Polypropylene material in both our chambers and end caps. The high-quality injection molded products ensure tight tolerances and exceed the AASHTO Structural Design Requirements.



LANE Enterprises, Inc.

3905 Hartzdale Drive, Suite 514

Camp Hill, PA 17011

P: 717.761.8175 • F: 717.761.5055

lane-enterprises.com

LANE Facilities

PENNSYLVANIA

Bedford	814.623.1191
Carlisle	717.249.8342
King of Prussia	610.272.4531
Pulaski	724.652.7747
Shippensburg	717.532.5959

VIRGINIA

Bealeton	540.439.3201
Dublin	540.674.4645
Wytheville	276.223.1051

NEW YORK

Ballston Spa	518.885.4385
Bath	607.776.3366

NORTH CAROLINA

Statesville	704.872.2471
-------------	--------------

TEXAS

Temple	254.727.3346
--------	--------------

CORPORATE HEADQUARTERS

Camp Hill	717.761.8175
-----------	--------------

LANE Products

- Corrugated Metal Pipe
- Spiral Rib Pipe
- Corrugated HDPE Pipe
- Corrugated Polypropylene Pipe
- Structural Plate Pipe and Arches
- Structural Plate Box Culverts
- Storm Water Collection Chambers
- Storm Water Management Systems
- Storm Water Filters
- CFT (HDPE) Water Quality Unit
- CMP Sandfilter
- Open Top Slotted Drain
- Welded Wire Mesh Gabions
- Structural Plate Headwall-Culvert Systems
- Custom Fabrications (Pond Kits, Trash Racks, etc.)
- Long Span Bridge & Culvert Services
- Rebar and Custom Powder Coatings



ncspa.org

